



The World Justice Project
Rule of Law Index[®]
2011

Mark David Agrast
Juan Carlos Botero
Alejandro Ponce

The World Justice Project

The World Justice Project
Rule of Law Index[®]
2011

Mark David Agrast
Juan Carlos Botero
Alejandro Ponce

With the collaboration of:
Joel Martinez and Christine S. Pratt

The World Justice Project

The World Justice Project

Board of Directors: Sheikha Abdulla Al-Misnad, Emil Constantinescu, Ashraf Ghani, William C. Hubbard, Mondli Makhanya, William H. Neukom, Ellen Gracie Northfleet, James R. Silkenat.

Officers: William C. Hubbard, *Chairman of the Board*; William H. Neukom, *President and Chief Executive Officer*; Deborah Enix-Ross, *Vice President*; Suzanne E. Gilbert, *Vice President*; James R. Silkenat, *Vice President*; Lawrence B. Bailey, *Secretary*; Roderick B. Mathews, *Treasurer*; Gerold W. Libby, *General Counsel*.

Executive Director: Hongxia Liu.

Rule of Law Index 2011 Team: Mark David Agrast, *Chair*; Juan Carlos Botero, *Director*; Alejandro Ponce, *Senior Economist*; Joel Martinez; Christine S. Pratt; Oussama Bouchebti; Kelly Roberts; Chantal V. Bright; Juan Manuel Botero; Nathan Menon; Raymond Webster; Chelsea Jaetzold; Claros Morean; Elsa Khwaja; Kristina Fridman. Consultants: Jose Caballero and Dounia Bennani.

The *WJP Rule of Law Index*® 2011 report was made possible by generous support from:

The Neukom Family Foundation, The Bill & Melinda Gates Foundation, and LexisNexis.

And from GE Foundation, Ewing Marion Kauffman Foundation, William and Flora Hewlett Foundation, National Endowment for Democracy, Oak Foundation, Ford Foundation, Carnegie Corporation of New York, Allen & Overy Foundation, Gordon and Betty Moore Foundation, Chase Family Philanthropic Fund, Microsoft Corporation, LexisNexis, General Electric Company, Intel Corporation, The Boeing Company, Merck & Co., Inc., Wal-Mart Stores, Inc., HP, McKinsey & Company, Inc., Johnson & Johnson, Texas Instruments, Inc., E.I. du Pont de Nemours and Company; Viacom International, Inc., K & L Gates; Nelson Mullins Riley & Scarborough LLP, Boies, Schiller & Flexner, LLP, Winston & Strawn LLP, Fulbright & Jaworski LLP, Sullivan & Cromwell LLP, White & Case LLP, Allen & Overy LLP, Hunton & Williams, Welsh, Carson, Anderson & Stower, Mason, Hayes+Curran, Haynes and Boone, LLP, Garrigues LLP, Troutman Sanders LLP, Drinker Biddle & Reath LLP, Turner Freeman Lawyers, Cochingyan & Peralta Law Offices, SyCip Salazar Hernandez & Gatmaitan, Major, Lindsey & Africa, Irish Aid, American Bar Association Section of Environment, Energy, and Resources, American Bar Association Section of Health Law, American Bar Association Section of Intellectual Property, American Bar Association Section of International Law, U.S. Chamber of Commerce, and individual supporters listed in the last section of this report.

ISBN 978-0-615-51219-8

Copyright 2011 by The World Justice Project. The *WJP Rule of Law Index* and *The World Justice Project Rule of Law Index* are trademarks of The World Justice Project. All rights reserved. Requests to reproduce this document should be sent to Juan C. Botero, the World Justice Project, 740 Fifteenth Street, N.W. 2nd Floor, Washington, D.C. 20005 U.S.A.

E-mail: boteroj@wjpnet.org

Graphic design: Joshua Steele and Jonathan Kerr.

Suggested citation:

Agrast, M., Botero, J., Ponce, A., *WJP Rule of Law Index 2011*. Washington, D.C.: The World Justice Project.

Contents

Executive Summary.....	1
Part I: Constructing the WJP Rule of Law Index	5
Part II: The Rule of Law Around the World	19
Regional Highlights	21
Country Profiles	39
Data Tables	107
Data Notes.....	117
Part III: Statistical Tests on the WJP Rule of Law Index.....	123
Part IV: Contributing Experts.....	131
Part V: Acknowledgements	147
About The World Justice Project	153

Executive Summary

“The rule of law is the foundation for communities of opportunity and equity—it is the predicate for the eradication of poverty, violence, corruption, pandemics, and other threats to civil society.”

William H. Neukom, Founder, President and
CEO of the World Justice Project

Advancing the rule of law around the world is the central goal of the World Justice Project (WJP). Establishing the rule of law is fundamental to achieving communities of opportunity and equity—communities that offer sustainable economic development, accountable government, and respect for fundamental rights. Without the rule of law, medicines do not reach health facilities due to corruption; women in rural areas remain unaware of their rights; people are killed in criminal violence; and firms’ costs increase because of expropriation risk. The rule of law is the cornerstone to improving public health, safeguarding participation, ensuring security, and fighting poverty.

The WJP Rule of Law Index[®] is an innovative quantitative assessment tool designed to offer a comprehensive picture of the extent to which countries adhere to the rule of law, not in theory, but in practice. This report is the second in an annual series.

Indices and indicators are very useful tools. The systematic tracking of infant mortality rates, for instance, has greatly contributed to improving health outcomes around the globe. In a similar fashion, the WJP Rule of Law Index monitors the health of a country’s institutional environment—such as whether government officials are accountable under the law, and whether legal institutions protect fundamental rights and allow ordinary people access to justice.

The WJP Rule of Law Index

The WJP Rule of Law Index presents a comprehensive set of indicators on the rule of law from the perspective of the ordinary person. It examines practical situations in which a rule of law deficit may affect the daily lives of ordinary people. For instance, the Index evaluates whether citizens

can access public services without the need to bribe a government officer; whether a basic dispute among neighbors or companies can be peacefully and cost-effectively resolved by an independent adjudicator; and whether people can conduct their daily activities without fear of crime or police abuse.

The Index provides new data on the following nine dimensions of the rule of law:

- » Limited government powers
- » Absence of corruption
- » Order and security
- » Fundamental rights
- » Open government
- » Effective regulatory enforcement
- » Access to civil justice
- » Effective criminal justice
- » Informal justice

These nine factors are further disaggregated into 52 sub-factors. The scores of these sub-factors are built from over 400 variables drawn from assessments of the general public (1,000 respondents per country) and local legal experts¹. The outcome of this exercise is one of the world’s most comprehensive data sets measuring the extent to which countries adhere to the rule of law—not in theory but in practice.

Defining the rule of law

As used by the World Justice Project, the rule of law refers to a rules-based system in which the following four universal principles are upheld:

- » The government and its officials and agents are accountable under the law.
- » The laws are clear, publicized, stable, and fair, and protect fundamental rights, including the security of persons and property.
- » The process by which the laws are enacted, administered, and enforced is accessible, fair, and efficient.
- » Access to justice is provided by competent, independent, and ethical adjudicators, attorneys or representatives, and judicial officers who are of sufficient number, have adequate resources, and reflect the makeup of the communities they serve.

¹ We are grateful for the generous engagement of the over 2,000 academics and practitioners around the world who contributed their time and expertise, and the 66,000 individuals who participated in the general population poll.

These principles are derived from international sources that enjoy broad acceptance across countries with differing social, cultural, economic, and political systems, and incorporate both substantive and procedural elements.

Uses of the Index

The WJP Rule of Law Index is an instrument for strengthening the rule of law. It offers reliable, independent, and disaggregated information for policy makers, businesses, non-governmental organizations, and other constituencies to:

- » Assess a nation's adherence to the rule of law in practice;
- » Identify a nation's strengths and weaknesses in comparison to similarly situated countries; and
- » Track changes over time.

While the WJP Rule of Law Index enters a crowded field of indicators on different aspects of the rule of law, it has a number of features that set it apart:

- » **Comprehensiveness.** While other indices cover aspects of the rule of law, they do not yield a full picture of rule of law compliance.
- » **New data.** The Index findings are based almost entirely on new data collected by the WJP from independent sources. This contrasts it with other indices based on data aggregated from third-party sources, or on sources that are self-reported by governments or other interested parties.
- » **Rule of law in practice.** The Index measures adherence to the rule of law by looking not to the laws as written but at how they are actually applied in practice.
- » **Anchored in actual experiences.** The Index combines expert opinion with rigorous polling of the general public to ensure that the findings reflect the conditions experienced by the population, including marginalized sectors of society.
- » **Action oriented.** Findings are presented in disaggregated form, identifying strong and weak performers across the nine rule of law dimensions examined in each country.

Despite these methodological strengths, the findings should be interpreted in light of certain inherent limitations. While the Index is helpful in

taking the “temperature” of the rule of law in the countries under study, it does not provide a full diagnosis or dictate concrete priorities for action. No single index can convey a full picture of a country's situation. Rule of law analysis requires a careful consideration of multiple dimensions—which may vary from country to country—and a combination of sources, instruments, and methods.

This report introduces the framework of the WJP Rule of Law Index and summarizes the results and lessons learned during the WJP's implementation of the Index in 66 jurisdictions. It is anticipated that global coverage will expand to 100 countries in 2012.

More than half of the countries included in the 2011 report were also indexed in 2010. Country profiles for these countries are based chiefly on new data collected during the second quarter of 2011. However, because country scores are normalized across the entire sample of indexed countries, individual country findings in the 2011 report are not comparable to the previous year's results.

The *Index 2011* report introduces four conceptual and methodological changes. First, factor 3 (Clear, Publicized and Stable Laws) and factor 6 (Open Government) from the 2010 report have been merged to form factor 5 of the current report. The sub-factors of factor 2 (Absence of Corruption) have been redefined to their current status. Third, for the first time data has been collected on transition of power, civil conflict, freedom of assembly and association, due process in administrative proceedings, and criminal recidivism. Finally, in the measurement of factor 3 (Order and Security) a few variables from third-party sources have been incorporated into the Index. Changes introduced in 2011 are explained in the Data Notes section of this report, and further methodological details are provided in Botero and Ponce, “*Measuring the Rule of Law*”, 2011, available online at www.worldjusticeproject.org.

The Index is intended for a broad audience of policy-makers, civil society, practitioners, academics, and other constituencies. We hope that over time, this tool will help identify strengths and weaknesses in each country under review and encourage policy choices that advance the rule of law.

About the World Justice Project

The World Justice Project (WJP) is a multinational and multidisciplinary effort to strengthen the rule of law throughout the world. It is based on two complementary premises: first, the rule of law is the foundation for communities of opportunity and equity; and second, multidisciplinary collaboration

is the most effective way to advance the rule of law. The WJP's work is being carried out through three complementary and mutually reinforcing program areas: Mainstreaming, the Rule of Law Index, and Scholarship. The Project's efforts are dedicated to increasing public awareness about the concept and practice of the rule of law, developing practical programs in support of the rule of law at the community level, and stimulating government reforms that enhance the rule of law. Further details are provided in the last section of this report and at www.worldjusticeproject.org.



Part I: Constructing the WJP Rule of Law Index

Mark David Agrast¹, Juan Carlos Botero, and Alejandro Ponce

The World Justice Project²

¹ Mr. Agrast did not participate in the collection, analysis, or review of the data and results (Part II of this report).

² This section builds on previous work developed in collaboration with Claudia J. Dumas.

Constructing the WJP Rule of Law Index

The WJP Rule of Law Index® is an innovative quantitative assessment tool designed to offer a detailed and comprehensive picture of the extent to which countries adhere to the rule of law in practice.

The Index introduces new indicators on the rule of law from the perspective of the ordinary person. It considers practical situations in which a rule of law deficit may affect the daily lives of people. For instance, whether people can access public services without the need to bribe a government officer; whether a basic dispute among neighbors or companies can be peacefully and cost-effectively resolved by an independent adjudicator; or whether people can conduct their daily activities without fear of crime or police abuse.

The Index provides new data on the following nine dimensions of the rule of law: limited government powers; absence of corruption; order and security; fundamental rights; open government; effective regulatory enforcement; access to civil justice; effective criminal justice; and informal justice. These nine factors are further disaggregated into 52 sub-factors.

The Index's rankings and scores are the product of a rigorous data collection and aggregation process. Data comes from a global poll of the general public and detailed questionnaires administered to local experts. To date, over 2,000 experts and 66,000 other individuals from around the world have participated in this project.

The *WJP Rule of Law Index* 2011 is the second

report in an annual series. It builds on four years of development, intensive consultation, and vetting with academics, practitioners, and community leaders from over 100 countries and 17 professional disciplines. Version 1.0 of the Index was presented at the first World Justice Forum in 2008, including findings from a pilot conducted in six countries. Version 2.0 was presented at the second World Justice Forum in 2009, featuring preliminary findings for 35 countries. Version 3.0 was launched in October 2010, featuring a new version of the Index and country profiles for the same 35 countries. The

current report introduces a slightly modified version of the Index presented in 2010 for 66 countries, including updated data for the 35 countries indexed in 2010 plus new data for 31 additional countries. We anticipate that the Index will expand to cover 100 countries in 2012.

It should be emphasized that the Index is intended to be applied in countries with vastly differing social, cultural, economic, and political systems. No society has ever attained—let alone sustained—a perfect realization of the rule of law. Every nation faces the

Box 1. The rule of law in everyday life

Imagine the owner of a small business has a dispute with a client over a large, unpaid bill. What if her only recourse to settle the dispute is through the threat of physical violence? Consider the bridges, roads, or runways we traverse daily—or the offices and buildings in which we live, work, and play. What if building codes governing their design and safety were not enforced? Or suppose someone broke into your home and stole your belongings, and there was no means to reclaim your property and bring the perpetrator to justice?

Even though we may not readily realize it, the rule of law is a profoundly important part of our lives. It is the foundation for a system of rules to keep us safe, solve disputes, and help us prosper. Let's consider a few examples:

(a) Business environment

Imagine an investor seeking to commit resources abroad. She would probably think twice before investing in a country where corruption is rampant, property rights are ill-defined, and contracts are difficult to enforce. Businesses are reluctant to invest in countries where there is a high risk of government expropriation, either through administrative intervention, government's failure to repay local debts, or unpredictable changes in laws and regulations. Secure property rights give businesses the ability to be rewarded for their investments.

(b) Public works

The rule of law is also fundamental in guaranteeing the quality of public works. In recent years, we have witnessed devastating earthquakes causing buildings to collapse. In many cases, it has been alleged that government officials and contractors have been complicit in constructing buildings dangerously below government-mandated standards in order to pocket the remaining surplus.

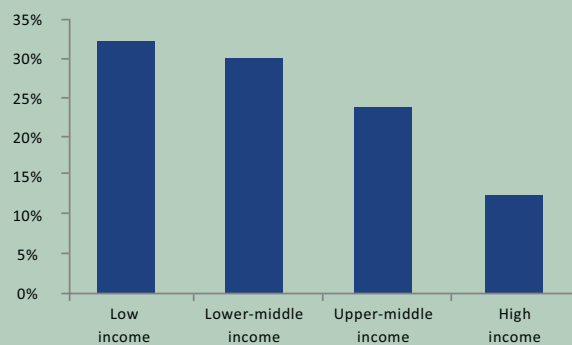
(c) Public health

Maintaining the physical health of a society is hugely reliant on its health care delivery systems. Absenteeism, mismanagement, bribes, and informal payments undermine health care delivery and waste already scarce resources. Unfortunately, it is in poor countries where people are more likely to have to pay bribes to obtain medical attention (figure 1). As a result, many people do not receive adequate medical care.

The rule of law affects all of us in our everyday lives. It is not just important to lawyers and judges; it matters to businessmen, builders, consumers, doctors, and journalists. Every sector of society is a stakeholder in the rule of law.

Figure 1: Corruption in public health services

Average % of people who had to pay a bribe to obtain public health services (countries grouped by income level)



Source: The WJP Rule of Law Index 2011 database

perpetual challenge of building and renewing the structures, institutions, and norms that can support and sustain a rule of law culture.

Defining the rule of law

The design of the Index began with the effort to formulate a set of principles that would constitute a working definition of the rule of law. Having reviewed the extensive literature on the subject, the project team was profoundly conscious of the many challenges such an effort entails. Among other things, it was recognized that for the principles to be broadly accepted, they must be culturally universal, avoiding Western, Anglo-American, or other biases. Thus, the principles were derived to the greatest extent possible from established international standards and norms, and informed by a thorough review of national constitutions and scholarly literature. The principles and the factors derived from them were tested and refined through extensive consultations with experts from around the world to ensure, among other things, their cultural competence.

Box 2. Four Universal Principles of the Rule of Law

The WJP uses a working definition of the rule of law based on four universal principles:

1. The government and its officials and agents are accountable under the law.
2. The laws are clear, publicized, stable and fair, and protect fundamental rights, including the security of persons and property.
3. The process by which the laws are enacted, administered and enforced is accessible, fair and efficient.
4. Access to justice is provided by competent, independent, and ethical adjudicators, attorneys or representatives and judicial officers who are of sufficient number, have adequate resources, and reflect the makeup of the communities they serve.

It also was recognized that any effort to define the rule of law must grapple with the distinction between what scholars call a “thin” or minimalist conception of the rule of law that focuses on

formal, procedural rules, and a “thick” conception that includes substantive characteristics, such as self-government and various fundamental rights and freedoms. On one hand, it was felt that if the Index was to have utility and gain wide acceptance, the definition must be broadly applicable to many types of social and political systems, including some which lack many of the features that characterize democratic nations. On the other hand, it was recognized that the rule of law must be more than merely a system of rules—that indeed, a system of positive law that fails to respect core human rights guaranteed under international law is at best “rule *by* law”, and does not deserve to be called a rule of law system. In the words of Arthur Chaskalson, former Chief Justice of South Africa,

[T]he apartheid government, its officers and agents were accountable in accordance with the laws; the laws were clear, publicized, and stable, and were upheld by law enforcement officials and judges. What was missing was the substantive component of the rule of law. The process by which the laws were made was not fair (only whites, a minority of the population, had the vote). And the laws themselves were not fair. They institutionalized discrimination, vested broad discretionary powers in the executive, and failed to protect fundamental rights. Without a substantive content there would be no answer to the criticism, sometimes voiced, that the rule of law is ‘an empty vessel into which any law could be poured’.

The four “universal principles” that emerged from our deliberations are featured in box 2.

These principles represent an effort to strike a balance between thinner and thicker conceptions of the rule of law, incorporating both substantive and procedural elements—a decision which was broadly endorsed by the many international experts with whom we have consulted. A few examples may be instructive:

- » The principles address the extent to which a country provides for fair participation in the making of the laws—certainly an essential attribute of self-government. But the principles do not address the further question of whether the laws are enacted by democratically elected representatives.
- » The principles address the extent to which

a country protects fundamental human rights. But given the impossibility of assessing adherence to the full panoply of civil, political, economic, social, cultural, and environmental rights recognized in the Universal Declaration, the principles treat a more modest menu of rights, primarily civil and political, that are firmly established under international law and bear the most immediate relationship to rule of law concerns.

- » The principles address access to justice, but chiefly in terms of access to legal representation and access to the courts, rather than in the “thicker” sense in which access to justice is sometimes seen as synonymous with broad legal empowerment of the poor and disfranchised. Access to justice in this more limited sense is a critical cornerstone for the implementation of policies and rights that empower the poor.

In limiting the scope of the principles in this fashion, we do not wish to suggest any disagreement with a more robust and inclusive vision of self-government, fundamental rights, or access to justice, all of which are addressed in other important and influential indices, as well as in various papers developed by WJP scholars. Indeed, it is among the premises of the project as a whole that a healthy rule of law is critical to advancing such goals.

Moreover, the WJP’s conception of the rule of law is not incompatible with the notion that these universal principles may interact with each other in multiple ways. For example, concrete improvements in one dimension of the rule of law may affect societies in more than one way, depending on the prevailing cultural and institutional environments. It is our hope that by providing data on nine independent dimensions of the rule of law, the Index will become a useful tool for academics and other constituencies to further our understanding of these interactions.

The 2011 WJP Rule of Law Index

This new version of the Index is composed of nine factors derived from the WJP’s universal principles. These factors are divided into 52 sub-factors which incorporate essential elements of the rule of law.

Accountable Government (Factors 1 and 2)

The first principle measures government accountability by means of two factors:

- » Factor 1: Limited Government Powers
- » Factor 2: Absence of Corruption

Limited Government Powers

The first factor measures the extent to which those who govern are subject to law. It comprises the means, both constitutional and institutional, by which the powers of the government and its officials and agents are limited and by which they are held accountable under the law. It also includes non-governmental checks on the government’s power, such as a free and independent press.

This factor is particularly difficult to measure in a standardized manner across countries, since there is no single formula for the proper distribution of powers among organs of the government to ensure that each is held in check. Governmental checks take many forms; they do not operate solely in systems marked by a formal separation of powers, nor are they necessarily codified in law. What is essential is that authority is distributed, whether by formal rules or by convention, in a manner that ensures that no single organ of government has the practical ability to exercise unchecked power.¹

The factor measures the effective limitation of government powers in the fundamental law; institutional checks on government power by the legislature, the judiciary and independent auditing and review agencies²; effective sanctions for misconduct of government officers and agents in all branches of government; non-governmental checks on government power³; and whether transfers of power occur in accordance with the law.

¹ The Index does not address the further question of whether the laws are enacted by democratically elected representatives.

² This includes a wide range of institutions, from financial comptrollers and auditing agencies to the diverse array of entities that monitor human rights compliance (e.g. “Human Rights Defender”, “Ombudsman”, “People’s Advocate”, “Defensor del Pueblo”, “Ouvidoria”, “Human Rights Commissioner”, “Öiguskantsler”, “Médiateur de la République”, “Citizen’s Advocate”, “Avocatul Poporului”). In some countries these functions are performed by judges or other state officials; in others, they are carried out by independent agencies.

³ This includes the media, citizen activism, and civic and political organizations.

WJP Rule of Law Index

Factor 1: Limited Government Powers

- 1.1 Government powers are defined in the fundamental law.
- 1.2 Government powers are effectively limited by the legislature.
- 1.3 Government powers are effectively limited by the judiciary.
- 1.4 Government powers are effectively limited by independent auditing and review.
- 1.5 Government officials are sanctioned for misconduct.
- 1.6 Government powers are effectively limited by non-governmental checks.
- 1.7 Transfers of power occur in accordance with the law.

Factor 2: Absence of Corruption

- 2.1 Government officials in the executive branch do not use public office for private gain.
- 2.2 Government officials in the judicial branch do not use public office for private gain.
- 2.3 Government officials in the police and the military do not use public office for private gain.
- 2.4 Government officials in the legislature do not use public office for private gain.

Factor 3: Order and Security

- 3.1 Crime is effectively controlled.
- 3.2 Civil conflict is effectively limited.
- 3.3 People do not resort to violence to redress personal grievances.

Factor 4: Fundamental Rights

- 4.1 Equal treatment and absence of discrimination are effectively guaranteed.
- 4.2 The right to life and security of the person is effectively guaranteed.
- 4.3 Due process of law and the rights of the accused are effectively guaranteed.
- 4.4 Freedom of opinion and expression is effectively guaranteed.
- 4.5 Freedom of belief and religion is effectively guaranteed.
- 4.6 The right to privacy is effectively guaranteed.
- 4.7 Freedom of assembly and association is effectively guaranteed.
- 4.8 Fundamental labor rights are effectively guaranteed.

Factor 5: Open Government

- 5.1 The laws are comprehensible to the public.
- 5.2 The laws are publicized and widely accessible.
- 5.3 The laws are stable.
- 5.4 The right of petition and public participation is effectively guaranteed.
- 5.5 Official drafts of laws are available to the public.
- 5.6 Official information is available to the public.

Factor 6: Effective Regulatory Enforcement

- 6.1 Government regulations are effectively enforced.
- 6.2 Government regulations are applied and enforced without improper influence.
- 6.3 Administrative proceedings are conducted without unreasonable delay.
- 6.4 Due process is respected in administrative proceedings.
- 6.5 The Government does not expropriate property without adequate compensation.

Factor 7: Access to Civil Justice

- 7.1 People are aware of available remedies.
- 7.2 People can access and afford legal advice and representation.
- 7.3 People can access and afford civil courts.
- 7.4 Civil justice is free of discrimination.
- 7.5 Civil justice is free of corruption.
- 7.6 Civil justice is free of improper government influence.
- 7.7 Civil justice is not subject to unreasonable delays.
- 7.8 Civil justice is effectively enforced.
- 7.9 ADR systems are accessible, impartial, and effective.

Factor 8: Effective Criminal Justice

- 8.1 Crimes are effectively investigated.
- 8.2 Crimes are effectively and timely adjudicated.
- 8.3 The correctional system is effective in reducing criminal behavior.
- 8.4 The criminal justice system is impartial.
- 8.5 The criminal justice system is free of corruption.
- 8.6 The criminal justice system is free of improper government influence.
- 8.7 The criminal justice system accords the accused due process of law.

Factor 9: Informal Justice

- 9.1 Informal justice is timely and effective.
- 9.2 Informal justice is impartial and free of improper influence.
- 9.3 Informal justice respects and protects fundamental rights.

Absence of Corruption

The second factor measures the absence of corruption. The Index considers three forms of corruption: bribery, improper influence by public or private interests, and misappropriation of public funds or other resources.

These three forms of corruption are examined with respect to government officers in the executive branch (including the police and the military), and those in the judiciary and the legislature. Our instruments take into account a wide range of possible situations in which corruption, from petty bribery to major kinds of fraud, can occur, including the provision of public services, procurement procedures, and administrative enforcement of environmental, labor, and health and safety regulations, among others.

Security and Fundamental Rights (Factors 3 and 4)

The second principle encompasses two factors:

- » Factor 3: Order and Security
- » Factor 4: Fundamental Rights

Order and Security

The third factor measures how well the society assures the security of persons and property. It encompasses three dimensions: absence of crime⁴; absence of civil conflict, including terrorism and armed conflict; and absence of violence as a socially acceptable means to redress personal grievances.

A few variables from third-party sources have been incorporated into this factor in order to measure structural rule of law situations that may not be captured through general population polls or expert opinion. These include, among others, the number of events and deaths resulting from high-casualty terrorist bombings⁵, the number of battle-related deaths, and the number of casualties resulting from “one-sided violence”.⁶ These indicators are proxies for civil conflict (sub-factor 3.2).

⁴ This factor focuses on conventional crime, including homicide, kidnapping, burglary, and theft.

⁵ Source: Center for Systemic Peace.

⁶ Source: Uppsala Conflict Data Program.

Fundamental Rights

The fourth factor measures protection of fundamental human rights. It recognizes that the rule of law must be more than merely a system of rules—that indeed, a system of positive law that fails to respect core human rights guaranteed and established under international law is at best “rule *by* law”, and does not deserve to be called a rule of law system.

Sixty years after its adoption, the Universal Declaration remains the touchstone for determining which rights may be considered fundamental, even as newer rights continue to emerge and gain acceptance. At WJP regional meetings conducted in 2008 and 2009, there was spirited discussion over which rights should be encompassed within the Index. Many urged that the list be confined to civil and political rights, particularly freedom of thought and opinion, which bear an essential relationship to the rule of law itself. Others argued for a broader treatment that would encompass social, economic, and cultural rights.

While the debate may never be fully resolved, it was determined as a practical matter that since there are many other indices that address human rights in all of these dimensions, and as it would be impossible for the Index to assess adherence to the full range of rights, the Index should focus on a relatively modest menu of rights that are firmly established under international law and are most closely related to rule of law concerns. Accordingly, factor 4 covers effective enforcement of laws that ensure equal protection⁷; freedom of thought, religion, and expression; freedom of assembly and association; fundamental labor rights (including the right to collective bargaining, the prohibition of forced and child labor, and the elimination of discrimination)⁸;

⁷ The laws can be fair only if they do not make arbitrary or irrational distinctions based on economic or social status—the latter defined to include race, color, ethnic or social origin, caste, nationality, alienage, religion, language, political opinion or affiliation, gender, marital status, sexual orientation or gender identity, age, and disability. It must be acknowledged that for some societies, including some traditional societies, certain of these categories may be problematic. In addition, there may be differences both within and among such societies as to whether a given distinction is arbitrary or irrational. Despite these difficulties, it was determined that only an inclusive list would accord full respect to the principles of equality and non-discrimination embodied in the Universal Declaration and emerging norms of international law.

⁸ Sub-factor 4.8 includes the four fundamental principles recognized by the ILO Declaration on Fundamental Principles and Rights at Work of 1998: (1) the freedom of association and the effective recognition of the right to collective bargaining; (2) the elimination of all forms of forced or compulsory labor; (3) the effective abolition of child labor; and (4) the elimination of discrimination in respect of employment and occupation.

the rights to privacy and religion; the right to life and security of the person⁹; and due process of law and the rights of the accused.¹⁰

Open Government and Effective Regulatory Enforcement (Factors 5 and 6)

The third principle includes two factors:

- » Factor 5: Open Government
- » Factor 6: Effective Regulatory Enforcement

Factors 5 and 6 concern the extent to which the process by which the laws are enacted, administered, and enforced is accessible, fair, and efficient.

Factor 5 measures open government, which includes at its core the opportunity to know what the law is and what conduct is permitted and prohibited. This requires that the law be comprehensible and its meaning sufficiently clear, publicized, and explained to the general public in plain language, for them to be able to abide by it. This is one of the most basic preconditions for achieving and maintaining a rule of law society capable of guaranteeing public order, personal security, and fundamental rights.

Open government also encompasses the opportunity to participate in the process by which the laws are made and administered. Among the indicia of participation are: whether people have the right to petition the government; whether proceedings are held with timely notice and are open to the public; and whether drafts of legislation, records of legislative and administrative proceedings, and other kinds of official information are available to the public.

Factor 6 concerns the fair and effective enforcement of administrative regulations. The Index does not measure the presence or absence of particular forms of regulation or examine how much regulation of a particular activity is appropriate. Rather, it seeks to assess how well regulations are implemented and

enforced. This includes the absence of improper influence by public officials or private interests; adherence to administrative procedures that are fair, consistent, and predictable; and freedom from government taking of private property without adequate compensation.

Access to Justice (Factors 7, 8, and 9)

The fourth and final principle measures access to justice by means of three factors:

- » Factor 7: Access to Civil Justice
- » Factor 8: Effective Criminal Justice
- » Factor 9: Informal Justice

These factors measure whether ordinary people can peacefully and effectively resolve their grievances in accordance with generally accepted social norms, rather than resorting to violence or self-help.

Access to civil justice requires that the system be affordable, effective, impartial, and culturally competent. Effective criminal justice systems are capable of investigating and adjudicating criminal offences impartially and effectively, while ensuring that the rights of suspects and victims are protected.

Impartiality includes absence of arbitrary or irrational distinctions based on social or economic status, and other forms of bias, as well as decisions that are free of improper influence by public officials or private interests.

Accessibility includes general awareness of available remedies; availability and affordability of legal advice and representation; and absence of excessive or unreasonable fees, procedural hurdles, and other barriers to access to formal dispute resolution systems. Access to justice also requires fair and effective enforcement.

Finally, factor 9 concerns the role played in many countries by “informal” systems of law – including traditional, tribal, and religious courts, as well as community based systems – in resolving disputes. These systems often play a large role in cultures in which formal legal institutions fail to provide effective remedies for large segments of the

⁹ Sub-factor 4.2 concerns police brutality and other abuses—including arbitrary detention, torture and extrajudicial execution—perpetrated by agents of the state against criminal suspects, political dissidents, members of the media, and ordinary people.

¹⁰ This includes the presumption of innocence, illegal detention, abusive treatment of suspects and detainees, access to legal counsel and translators, opportunity to challenge evidence, and prisoners’ rights.

population.¹¹

Measuring the rule of law

The WJP Rule of Law Index is a first attempt to quantify systematically and comprehensively a set of rule of law outcomes by linking the conceptual definitions to concrete questions. These questions are then administered to a representative sample of the general public, and to local experts, and then are analyzed and cross-checked pursuant to a rigorous triangulation methodology. The outcome of this exercise is one of the world's most comprehensive data sets regarding adherence to the rule of law in practice.

Approach

The *WJP Rule of Law Index 2011* measures outcomes rather than inputs. More specifically, our aim is to provide a picture of where countries stand with regard to a number of widely accepted outcomes that rule of law societies seek to achieve, as opposed to measuring the institutional means, such as the legal and regulatory frameworks, by which a given society may seek to attain them. Some examples of outcomes measured by the Index include respect for fundamental rights, absence of corruption, and access to justice. Examples of inputs might include the number of courts, the number of police officers, and the judicial budget.

Data

The WJP's Rule of Law Index methodology utilizes two main sources of new data: (i) a general population poll (GPP), designed by The World Justice Project and conducted by leading local polling companies using a representative sample of 1,000 respondents in three cities per country; and (ii) a qualified respondents' questionnaire (QRQ) consisting of closed ended questions completed by in-country practitioners and academics with expertise in civil and commercial law, criminal justice, labor law, and public health.

¹¹ Significant effort has been devoted during the last two years to collecting data on informal justice in a dozen countries. Nonetheless, the complexities of these systems and the difficulties of measuring their fairness and effectiveness in a manner that is both systematic and comparable across countries, make assessments extraordinarily challenging. A preliminary overview of informal justice will be included in the *WJP Rule of Law Index 2012*.

Box 3: The WJP Rule of Law Index methodology in a nutshell

The production of the WJP Rule of Law Index may be summarized in ten steps:

1. The WJP developed the conceptual framework summarized in the Index's nine factors and 52 sub-factors, in consultation with academics, practitioners, and community leaders from around the world.
2. The Index team developed a set of five questionnaires based on the Index's conceptual framework, to be administered to experts and the general public. Questionnaires were translated into several languages and adapted to reflect commonly used terms and expressions. These instruments were piloted in six countries in 2008.
3. The team identified, on average, more than 300 potential local experts per country to respond to the qualified respondents' questionnaires, and engaged the services of leading local polling companies.
4. Polling companies conducted pre-test pilot surveys of the general public in consultation with the Index team, and launched the final survey.
5. The team sent the questionnaires to local experts and engaged in continual interaction with them.
6. The Index team collected and mapped the data onto the 52 sub-factors.
7. The Index team constructed the final scores using a five-step process:
 - a. Codified the questionnaire items as numeric values.
 - b. Produced raw country scores by aggregating the responses from several individuals (experts or general public).
 - c. Normalized the raw scores.
 - d. Aggregated the normalized scores into sub-factors and factors using simple averages.
 - e. Produced the final rankings using the normalized scores.
8. The data were subject to a series of tests to identify possible biases and errors. For example, the Index team cross-checked all sub-factors against more than 60 third-party sources, including quantitative data and qualitative assessments drawn from local and international organizations.
9. A sensitivity analysis was conducted by the Econometrics and Applied Statistics Unit of the European Commission's Joint Research Centre, in collaboration with the Index team, to assess the statistical reliability of the results.
10. Finally, the data were organized into country reports, tables, and figures to facilitate their presentation and interpretation.

Box 4: Law in practice vs. law on books

In order to evaluate the rule of law in a given country, it is important to have an understanding of the country's laws and institutions. However, this is not enough. It is necessary to look not only at the laws as written (*de jure*) but at how they are actually implemented in practice and experienced by those who are subject to them (*de facto*). Unlike other indices, the WJP's Rule of Law Index methodology focuses entirely on adherence to the rule of law in practice.

The QRQ is administered on a yearly basis in each surveyed country, and the GPP is carried out every three years. In addition, some variables from third-party sources have been incorporated into this version of the Index, to capture certain structural rule of law situations such as terrorist bombings and battle-related deaths that may not be captured through general population polls or expert opinion. Finally, existing domestic and international data sources and legal resources is used to cross-check the findings.

The Index comprises more than 400 different variables, organized into nine factors and 52 sub-factors. These variables are aggregated and compiled into numerical scores.

To date, over 2,000 experts from 66 nations and jurisdictions have contributed their knowledge and expertise to the Index.

In addition, over 66,000 individuals from these countries have participated in the general population poll. The countries indexed in this volume are presented in Table 1. Data presented in this volume was collected and analyzed in the second quarter of 2011, with the exception of general population data for the initial 35 countries, which was collected during the fall of 2009. A detailed description of the process by which data is collected and the rule of law is measured is provided in the final section of this report, and in Botero and Ponce (2011).

Using the WJP Rule of Law Index

The WJP Rule of Law Index is intended for multiple audiences. It is designed to offer a reliable and independent data source for policy makers, businesses, nongovernmental organizations, and other constituencies to:

- » Assess a nation's adherence to the rule of law in practice, as perceived and experienced by the average person;
- » Identify a nation's strengths and weaknesses in comparison to similarly situated countries; and
- » Track changes over time.

While other indices touch on various aspects of the rule of law, the WJP Rule of Law Index has new features that set it apart:

- » **Comprehensiveness.** While existing indices cover aspects of the rule of law, they do not yield a full picture of rule of law compliance.
- » **New data.** The Index findings are based almost entirely on new data collected by the WJP from independent sources. This contrasts with indices based on data aggregated from third-party sources, or on sources that are self-reported by governments or other interested parties.
- » **Rule of law in practice.** The Index measures adherence to the rule of law by looking not to the laws as written but to how they are actually applied.
- » **Anchored in actual experiences.** The Index combines expert opinion with rigorous polling of the general public to ensure that the findings reflect the conditions experienced by the population, including marginalized sectors of society.
- » **Action oriented.** Findings are presented in disaggregated form, identifying areas of strength and weakness across the nine rule of law dimensions examined in each country.

These features make the Index a powerful tool that can inform policy debates in and across countries. However, the Index's findings must be interpreted in light of certain inherent limitations.

1. The WJP Rule of Law Index does not provide specific recipes or identify priorities for reform.
2. The Index data is not intended to establish

causation or to ascertain the complex relationship among different rule of law dimensions in various countries.

3. The Index's rankings and scores are the product of a very rigorous data collection and aggregation methodology. Nonetheless, as with all measures, they are subject to measurement error.¹²
4. Indices and indicators are subject to potential abuse and misinterpretation. Once released to the public, they can take on a life of their own and be used for purposes unanticipated by their creators. If data is taken out of context, it can lead to unintended or erroneous policy decisions.
5. Rule of law concepts measured by the Index may have different meanings across countries. Users are encouraged to consult the specific definitions of the variables employed in the construction of the Index, which are discussed in greater detail in Botero and Ponce (2011).
6. The Index is generally intended to be used in combination with other instruments, both quantitative and qualitative. Just as in the areas of health or economics no single index conveys a full picture of a country's situation. Policymaking in the area of rule of law requires careful consideration of all relevant dimensions—which may vary from country to country—and a combination of sources, instruments and methods. The Index does not provide a full diagnosis or dictate concrete priorities for action.
7. Pursuant to the sensitivity analysis of the Index data conducted in collaboration with the Econometrics and Applied Statistics Unit of the European Commission's Joint Research Centre, confidence intervals have been calculated for all figures included in the *WJP Rule of Law Index 2011*. These confidence intervals and other relevant considerations regarding measurement error are reported in Saisana and Saltelli (2011) and Botero and Ponce (2011).

Table 1: Countries Indexed in 2011

Country	Region	Income Level
Albania	Eastern Europe & Central Asia	Upper middle income
Argentina	Latin America & Caribbean	Upper middle income
Australia	East Asia & Pacific	High income
Austria	Western Europe & North America	High income
Bangladesh	South Asia	Low income
Belgium	Western Europe & North America	High income
Bolivia	Latin America & Caribbean	Lower middle income
Brazil	Latin America & Caribbean	Upper middle income
Bulgaria	Eastern Europe & Central Asia	Upper middle income
Cambodia	East Asia & Pacific	Low income
Cameroon	Sub-Saharan Africa	Lower middle income
Canada	Western Europe & North America	High income
Chile	Latin America & Caribbean	Upper middle income
China	East Asia & Pacific	Lower middle income
Colombia	Latin America & Caribbean	Upper middle income
Croatia	Eastern Europe & Central Asia	High income
Czech Republic	Eastern Europe & Central Asia	High income
Dominican Republic	Latin America & Caribbean	Upper middle income
El Salvador	Latin America & Caribbean	Lower middle income
Estonia	Eastern Europe & Central Asia	High income
Ethiopia	Sub-Saharan Africa	Low income
France	Western Europe & North America	High income
Germany	Western Europe & North America	High income
Ghana	Sub-Saharan Africa	Low income
Guatemala	Latin America & Caribbean	Lower middle income
Hong Kong SAR, China	East Asia & Pacific	High income
India	South Asia	Lower middle income
Indonesia	East Asia & Pacific	Lower middle income
Iran	Middle East & North Africa	Upper middle income
Italy	Western Europe & North America	High income
Jamaica	Latin America & Caribbean	Upper middle income
Japan	East Asia & Pacific	High income
Jordan	Middle East & North Africa	Lower middle income
Kazakhstan	Eastern Europe & Central Asia	Upper middle income
Kenya	Sub-Saharan Africa	Low income
Kyrgyzstan	Eastern Europe & Central Asia	Low income
Lebanon	Middle East & North Africa	Upper middle income
Liberia	Sub-Saharan Africa	Low income
Malaysia	East Asia & Pacific	Upper middle income
Mexico	Latin America & Caribbean	Upper middle income
Morocco	Middle East & North Africa	Lower middle income
Netherlands	Western Europe & North America	High income
New Zealand	East Asia & Pacific	High income
Nigeria	Sub-Saharan Africa	Lower middle income
Norway	Western Europe & North America	High income
Pakistan	South Asia	Lower middle income
Peru	Latin America & Caribbean	Upper middle income
Philippines	East Asia & Pacific	Lower middle income
Poland	Eastern Europe & Central Asia	High income
Romania	Eastern Europe & Central Asia	Upper middle income
Russia	Eastern Europe & Central Asia	Upper middle income
Senegal	Sub-Saharan Africa	Lower middle income
Singapore	East Asia & Pacific	High income
South Africa	Sub-Saharan Africa	Upper middle income
South Korea	East Asia & Pacific	High income
Spain	Western Europe & North America	High income
Sweden	Western Europe & North America	High income
Thailand	East Asia & Pacific	Lower middle income
Turkey	Eastern Europe & Central Asia	Upper middle income
United Arab Emirates	Middle East & North Africa	High income
Uganda	Sub-Saharan Africa	Low income
Ukraine	Eastern Europe & Central Asia	Lower middle income
United Kingdom	Western Europe & North America	High income
United States	Western Europe & North America	High income
Venezuela	Latin America & Caribbean	Upper middle income
Vietnam	East Asia & Pacific	Lower middle income

Source: The World Bank

¹² Users of the Index for policy debate who wish to have a sound understanding of its methodology are encouraged to review the following papers:

a. Botero, J and Ponce, A. (2011) "Measuring the Rule of Law". WJP Working Paper No. 1, available online at: www.worldjusticeproject.org

b. Saisana, M and Saltelli, A. (2011) "Statistical Audit of the WJP Rule of Law Index", available online at: www.worldjusticeproject.org

Complementarity with other WJP initiatives

The Index's development is highly integrated with other dimensions of the WJP.

- » The Index findings for a growing number of countries will be presented and discussed in detail at successive World Justice Forums and WJP regional conferences.
- » Many of the issues identified by the Index in various countries will become fertile areas for the design of rule of law programs by Forum participants.
- » The results of various WJP programs will be presented at each World Justice Forum, enabling a more detailed discussion of concrete issues covered by the Index.
- » Detailed discussions of Index findings at successive World Justice Forums and regional outreach meetings will generate useful information for further refinement of the Index methodology and measurement, as well as an opportunity to disseminate the results of both the Index and WJP programs.
- » WJP scholars will provide conceptual and methodological advice for the improvement and expansion of the Index, and the Index's findings and data will be made available to researchers around the world.

Next steps

This volume presents the results and lessons learned during the WJP's implementation of the Index in 66 countries in 2011. The Index remains a work in progress, with the next steps including:

- » Expanded coverage to include a total of 100 countries by 2012.
- » Publication of topic-specific reports and other comparative materials.



Part II: The Rule of Law Around the World

Juan Carlos Botero, Joel Martinez, Alejandro Ponce, and Christine S. Pratt
The World Justice Project¹

¹ Country assessments are the responsibility of the authors and do not necessarily reflect the official views of the World Justice Project, or its Officers, Directors, and Honorary Chairs.

Regional Highlights

The following section provides an overview of regional trends revealed by the *WJP Rule of Law Index*® 2011 report, which covers 66 countries. This section also presents highlights for a number of countries in each of seven regions: Western Europe and North America, Latin America and the Caribbean, East Asia and Pacific, South Asia, Eastern Europe and Central Asia, Middle East and North Africa, and Sub-Saharan Africa. Adherence to the rule of law varies widely around the world and appears to be positively correlated with per capita income. The average rankings for each region are shown in Table 2. The detailed rankings are shown in the data tables at the end of the report. Additional scores and rankings are available in Botero and Ponce [2011].

Western Europe and North America

Countries in Western Europe and North America tend to outperform most other countries in all dimensions. These countries are characterized by relatively low levels of corruption, open and accountable governments, and effective criminal justice systems. The greatest weakness in Western Europe and North America appears to be related to the accessibility of the civil justice system, especially for marginalized segments of the population. In the area of access to legal counsel, for instance, Italy, Canada, the United States, and Norway rank 42nd, 54th, 50th, and 48th, respectively. These are areas that require attention from both policy makers and civil society to ensure that all people are able to benefit from the civil justice system. While protection of fundamental rights in this region is the highest in the world, police discrimination against foreigners and ethnic minorities remains an issue in need of attention in most countries. In most dimensions, countries in Western Europe obtain higher scores than the United States.

The Nordic countries rank at the top in most dimensions of the rule of law. **Sweden** ranks first in three of eight areas -fundamental rights, open government, and effective regulatory enforcement- and is located in the top five in seven of the eight categories. Sweden's administrative agencies and courts are rated among the most effective and transparent in the world, and generally observe fundamental rights. **Norway** also ranks first in three areas -government accountability, access to civil justice, and effective criminal justice- and it places no lower than fifth in all but one of the rule of law indicators. Norway's public institutions are very strong. Access to justice is generally guaranteed to citizens in both countries, although access to affordable legal counsel remains limited, particularly for disadvantaged groups. Police discrimination against foreigners and ethnic minorities is perceived to be a problem in both countries.

The **Netherlands** ranks among the top three in three categories -fundamental rights, open government, and access to civil justice- and performs very well in most of the other five dimensions measured by the Index. The overall regulatory environment is transparent and efficient. The country's courts are accessible and free of improper influence, with criminal courts displaying an outstanding respect for due process of law, where they rank first in the world.

Germany is one of the world's leaders in many dimensions of the rule of law. Government accountability is strong (ranking 6th out of 66 countries) and corruption is minimal (ranking 12th).

The country's civil justice system ranks 2nd out of all countries, which is characterized by the affordability of attorneys, accessibility and efficiency of courts, and lack of undue influence. Police discrimination against foreigners, however, is perceived to occur.

Austria ranks among the top ten in all eight dimensions of the rule of law. The country is ranked fourth out of the ten Western European countries covered by the Index in the following dimensions: absence of corruption, order and security, respect for fundamental rights, and effectiveness of the criminal justice system. Although the country is very open, people in Austria face more difficulties in accessing official documentation than do individuals in most developed nations, including the United States, Germany, and France. In addition, police discrimination against foreigners is perceived to be significant.

The **United Kingdom** is among the top countries in the world in the areas of open government and effective regulatory enforcement, ranking fourth and sixth, respectively. It scores well on government accountability (ranking ninth), and corruption is minimal. While the court system is independent and free of undue influence, it is not as accessible and affordable as others in the region. The correctional system underperforms its income-group and regional peers.

France performs well in all eight dimensions of the rule of law. The country's notable strengths include absence of corruption and an independent, accessible, and affordable civil justice system. Nonetheless, judicial delays are a weakness in both

Table 2: Average rankings by region

Factor	Sub-Saharan Africa	East Asia & Pacific	Eastern Europe & Central Asia	Western Europe & North America	Latin America & Caribbean	Middle East & North Africa	South Asia
1. Limited Government Powers	51	30	50	9	39	39	48
2. Absence of Corruption	52	26	40	13	44	38	58
3. Order and Security	58	21	29	14	53	34	65
4. Fundamental Rights	52	32	33	12	35	56	48
5. Open Government	60	26	40	11	36	41	54
6. Regulatory Enforcement	53	32	38	11	38	29	58
7. Access to Civil Justice	43	41	34	10	38	28	62
8. Effective Criminal Justice	46	24	38	12	50	39	40

Source: WJP Rule of Law Index 2011 database

civil and criminal justice, where cases can take years to resolve. France also obtains high marks in the areas of effective regulatory enforcement and protection of fundamental rights, even though police discrimination against ethnic and religious minorities is perceived to be a problem.

Belgium obtains high marks in all eight categories. Belgium stands out for its high scores in government accountability and protection of fundamental rights, even though police discrimination against foreigners is perceived to be significant. The judicial system is independent, accessible, and affordable, which contrasts with the relatively poor performance of other high-income countries. However, judicial delays in civil cases are a source of concern. In the areas of effective criminal justice and effective regulatory enforcement, Belgium lags behind most regional and income-group peers.

Spain obtains high marks in guaranteeing fundamental rights, particularly in protecting labor rights and preventing interference in its citizens' privacy, as well as in the areas of government accountability, absence of corruption, access to legal counsel, and respect for due process of law. However, Spain lags behind its regional and income-group peers in providing mechanisms for public participation - including the right to petition public authorities - and in effectively enforcing government regulations, where it ranks second to last in the Western Europe and North America region. Judicial delays, ineffective enforcement of civil justice, and police discrimination are also areas in need of attention.

Italy is the weakest performer of the countries in the Western Europe and North America region measured by the Index, although there are significant variations across the three cities polled (Rome, Milan, and Naples). Out of 12 countries covered in the region, Italy ranks 12th in seven of the eight rule of law dimensions. Corruption within the judiciary and impunity of government officials - where the country ranks 27th and 35th, respectively - both constitute significant institutional weaknesses. Italy ranks last among high-income countries in the areas of open government, order and security, and access to civil justice. Lack of government accountability, delays in administrative and judicial

decisions, police discrimination against foreigners, and deficient legal security, are also sources of concern. On the other hand, Italy earns high marks in the areas of judicial independence and protection of fundamental rights.

The **United States** obtains high marks in most dimensions of the rule of law. The country stands out for its well-functioning system of checks and balances and for its good results in guaranteeing civil liberties among its people, including the rights of association, opinion and expression, religion, and petition. The civil justice system is independent and free of undue influence, but it remains inaccessible to disadvantaged groups (ranking 21st). Legal assistance is expensive or unavailable (ranking 52nd), and the gap between rich and poor individuals in terms of both actual use of and satisfaction with the civil courts system remains significant (see box 5). In addition, there is a general perception that ethnic minorities and foreigners receive unequal treatment from the police and the courts.

Canada is among the top ten countries in the world in four categories of the rule of law: limited government powers, order and security, open government, and effective criminal justice. Corruption is minimal and the country generally observes fundamental rights. However, discrimination against immigrants and the poor remains a source of concern (ranking 30th). Canada's lowest scores are in the area of access to civil justice — where it ranks 16th out of the 23 high income countries indexed this year. This can be partially explained by shortcomings in the affordability of legal advice and representation, and the lengthy duration of civil cases.

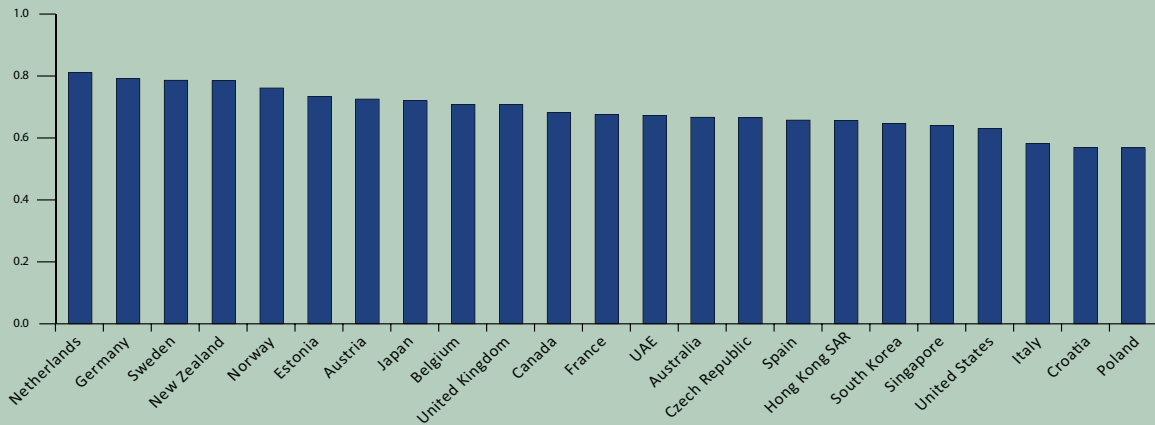
Box 5: Equal Access to Justice

As understood by the World Justice Project, access to justice refers to the ability of all people to seek and obtain effective remedies through accessible, affordable, impartial, efficient, effective, and culturally competent institutions of justice. Well-functioning

northern European countries. These variances might be attributable to differences in attorney’s fees, availability of legal services, awareness of available remedies, disempowerment, different institutional settings, or differences related to the organization of the society, to

Figure 2: Access to civil justice in high-income countries

Average score of factor 7, where 1 signifies higher adherence to the rule of law



Source: The WJP Rule of Law Index 2011 database

dispute resolution systems enable people to protect their rights against infringement by others, including powerful parties and the state.

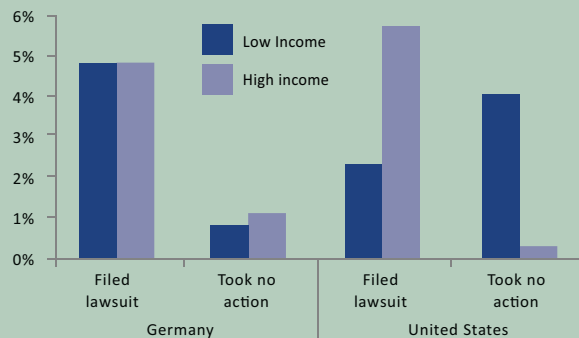
In numerous countries, however, access to justice remains limited for many people. All around the world, people’s ability to use legal channels to resolve their disputes is often impeded by obstacles such as financial barriers, language problems, complexity of procedures, or simply lack of knowledge, disempowerment, and exclusion. This problem is not restricted to developing countries. In many developed nations, the formal civil justice systems, although independent and free of improper influence, remain largely inaccessible to disadvantaged groups.

The cases of Germany and the United States provide an illustrative example. When facing a common civil dispute (in this case, an unpaid debt), most people in Germany, regardless of their socio-economic status, tend to use formal dispute-resolution channels, while only a few choose to take no action. The situation is quite different in the United States. While high-income Americans behave just like Germans, low-income people act very differently—only a few use the court system (including small-claims courts), while most take no action to resolve their dispute. These behavioral differences between income groups are also present in Canada and the United Kingdom, but not in the

mention just a few. While the causes of these patterns are subject to debate, few will disagree with the view that more work is needed to ensure that all people are able to benefit from a functioning civil justice system.

Figure 3: Use of formal dispute mechanisms in Germany and the United States

% of respondents who filed a lawsuit in court (including small claims court) to resolve a civil dispute vs. % of respondents who took no action to resolve the dispute, grouped by household income level



Source: The WJP Rule of Law Index 2011 database

Latin America and the Caribbean

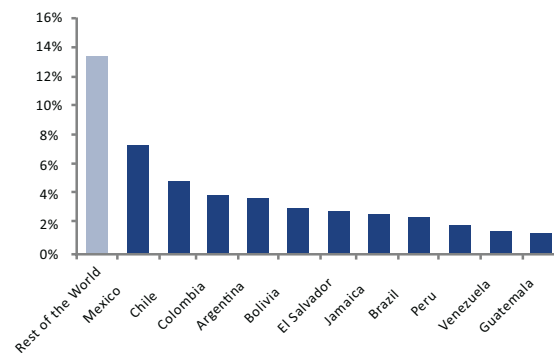
Latin America presents a picture of sharp contrasts. In spite of recent movements towards openness and political freedoms that have positioned many countries at the forefront in protecting basic rights and liberties, the region's public institutions remain fragile. Corruption and a lack of government accountability are still prevalent. Accordingly, the perception of impunity remains widespread. In Argentina and Mexico, for instance, only 15 percent of the people believe that institutions will act effectively in cases of corruption. Furthermore, public institutions in Latin America are not as efficient as those of countries in other regions, and police forces struggle to provide protection from crime or to punish perpetrators of abuses. Nowadays, Latin American countries show the highest crime rates in the world and the criminal investigation and adjudication systems rank among the worst in the world (See figure 4).

Chile leads the region in all dimensions of the rule of law, and is positioned in the top 20 out of all 66 countries in six categories. The government is accountable and courts are transparent and efficient. While Chile's crime rates are relatively high in comparison to other middle-income countries, the criminal justice system is effective and generally adheres to due process. Areas in need of attention include police discrimination against foreigners and ethnic minorities, harsh conditions in correctional facilities, and criminal recidivism.

Brazil follows Chile as the second-best performer in the region and positions itself as the country with the highest marks among the BRIC economies. The country enjoys a fair system of checks and balances, although a perceived culture of impunity among government officials raises some cause for concern. Fundamental rights are generally respected, ranking 4th among the 19 upper-middle income countries and 3rd among the 12 countries in Latin America. Regulatory agencies are perceived as relatively independent, but inefficient. The civil justice system is accessible (ranking 24th globally and second in Latin America), although court decisions are difficult to enforce (ranking 54th). Brazil's lowest

Figure 4: Conviction rates in Latin America

% of perpetrators of burglaries who were captured, prosecuted, and punished



Source: The WJP Rule of Law Index 2011 database

score is in the area of order and security, where it ranks 51st among all indexed countries. Police abuses and harsh conditions of correctional facilities are also problematic.

Argentina places low in the rankings in several dimensions. Government accountability is weak, partly because of the poor performance of government agencies in investigating allegations of misconduct, as well as political interference in law enforcement agencies and the judiciary. Regulatory agencies are perceived as ineffective (ranking 54th globally, and third to last in the region) and complaints take a long time to get resolved (ranking 60th out of 66 countries). Another weakness is the high incidence of crime. According to the general population poll, 18 percent of respondents in Buenos Aires, Cordoba, and Rosario reported having experienced a burglary in the past three years. Out of those incidents, only 4 percent of the perpetrators were punished. On the positive side, the court system, although slow and not fully independent, is accessible. In this regard, people in Argentina have better access to legal counsel in civil disputes than do individuals in some developed countries, such as Canada and the United States.

Peru scores highly with regard to checks on executive power, as well as in protection of fundamental rights, including freedom of thought and religion and freedom of opinion and expression. Government agencies are transparent, although not as effective as in other middle-income countries. On the other hand, the civil justice system is perceived as slow, expensive, and inaccessible, particularly for

disadvantaged groups. Another weakness is criminal justice—ranking 36th out of the 66 countries indexed—which can be explained by corruption and deficiencies in the criminal investigation and adjudication systems.

Colombia is a country of sharp contrasts, scoring very high in some dimensions and very low in others. It stands out as one of the most open countries in Latin America, ranking second highest among middle-income countries and 18th in the global rankings in the area of open government. People in Colombia enjoy better access to official information and higher degrees of participation in the administration of the laws than individuals in most other countries. Colombia also scores well in other rule of law areas, including effective regulatory enforcement (ranking 4th in Latin America) and in government accountability. The judicial system is independent and free of undue influence, and it is one of the most accessible and affordable in the region. However, it is affected by delays and lack of effectiveness in the investigation and prosecution of crimes. Colombia's worst performance is in the area of order and security (ranking 64th out of 66 countries indexed), which is partly attributed to high crime rates and the presence of powerful criminal organizations. Police abuses, violations of human rights, and poor conditions of correctional facilities are also significant problems. Civil conflict remains a challenge (ranking 60th).

Bolivia faces challenges in terms of transparency and accountability of public institutions, reflecting a climate characterized by impunity, corruption, and political interference in law enforcement agencies, the legislature, and the judiciary. The judicial system is inefficient and affected by corruption. Concerns also remain about discrimination and restrictions in the freedom of opinion and expression (both ranking 11th out of 12 in the region). Property rights are weak, and police abuses remain a significant problem. On the other hand, Bolivia obtains high marks in the areas of open government (ranking 5th among income-group peers), and affordability of legal services.

Venezuela ranks relatively well in terms of religious freedom (ranking 15th), accessibility of the civil courts (ranking 21st), and protection of labor rights

(ranking 27th). However, it is the worst performer in the world in accountability and effective checks on executive power. Corruption appears to be widespread (ranking 54th), crime and violence are common (ranking 66th), government institutions are non-transparent, and the criminal justice system is ineffective and subject to political influence (ranking 66th). The country also displays serious flaws in guaranteeing respect for fundamental rights, in particular, freedom of opinion and expression, and the right to privacy. On the other hand, while the property rights of companies are generally weak, the property rights of ordinary people appear to receive significantly better protection.

El Salvador and Guatemala fall into the middle of the global rankings in most categories, with El Salvador generally outperforming Guatemala. The area of effective regulatory enforcement is one of **El Salvador's** strengths (ranking 2nd among lower-middle income countries and 24th globally). The country's worst performances are in the areas of criminal justice (ranking 54th globally), and open government (ranking 10th in the region). Civil courts are generally accessible, but slow, and corruption in the judicial system is a serious cause for concern. Police abuses and harsh conditions of correctional facilities are also significant problems.

Guatemala also presents weaknesses in access to justice, which could be attributed to, among other factors, lack of information, language barriers for disadvantaged groups, lengthy processes, and corruption. Labor rights are weak, and crime is a very serious problem (ranking 63rd out of 66 countries). While government accountability is weak (ranking 53rd globally), Guatemala performs well on freedom of religion and effective protection of the right to petition the government when compared with its income-group peers.

Mexico's performance is mixed. The country possesses a long constitutional tradition, strong protections for free speech and freedom of religion, and an independent judiciary. Mexico also performs relatively well on measures of openness (ranking 27th globally, and 4th within the region), as well as on effectiveness of its administrative and regulatory agencies (ranking 35th). On the other hand, corruption is a serious problem in all branches of

government (ranking 53rd), and Mexico's police forces continue to struggle to guarantee the security of its citizens against crime and violence (ranking 58th). The criminal justice system is deficient — ranking 63rd out of 66 countries indexed— mainly because of weaknesses in the criminal investigation and adjudication systems, prevalent discrimination against vulnerable groups, corruption among judges and law enforcement officials, and serious violations of the due process of law and rights of the accused, where it ranks 64th. Failures to prosecute government officials who commit violations and corrupt acts also remain a cause of concern in the country (ranking 59th).

Jamaica and the Dominican Republic occupy mid-range positions in most areas within the regional rankings. **Jamaica** performs strongly in guaranteeing freedom of religion and freedom of privacy, although police abuses and harsh conditions in correctional facilities remain a source of concern. The judicial system is independent and relatively free of corruption, but it is also slow and ineffective. The country's main weaknesses lie in the areas of security and open government, wherein the country ranks 14th and 19th respectively among upper-middle income countries. Vigilante justice and organized crime are areas in need of attention.

Dominican Republic enjoys a relatively efficient civil court system. According to the general population poll, 64 percent of people who went to court for a debt collection had the conflict resolved in less than a year. This figure is much higher than the average figure for Argentina (24%), Mexico (37%), and even Spain (30%), where processes take longer. However, accessibility of legal aid and government interference with the judiciary are areas that still require attention. Crime and vigilante justice, lack of accountability for misconduct of government officers, corruption of the security forces, and violations of human rights, are also among the Dominican Republic's weaknesses.

East Asia and Pacific

The East Asia and Pacific region displays a heterogeneous picture. Wealthier countries such as Japan, Australia, New Zealand, Singapore, and

South Korea, and the jurisdiction of Hong Kong SAR, score high in most dimensions. In contrast, Indonesia, Vietnam, Malaysia, the Philippines, and Thailand generally rank significantly lower than the wealthier countries in the region; however, they perform relatively well in comparison to countries from other regions of the world with similar income levels.

New Zealand stands out as the best performer in the region. The country ranks first in absence of corruption and is positioned in the top five in the world in seven of the eight categories of the Index. Government agencies and courts in the country are efficient, transparent, and free of corruption. Fundamental rights are strongly protected. The judicial system is accessible, independent, free of corruption and effective. However, it is also perceived to be slow relative to other high income countries, ranking 18th in this area.

Australia ranks among the top ten globally in six of the eight categories measured by the Index. The civil courts are efficient and independent, although access to translators and affordable legal counsel remains limited, particularly for disadvantaged groups. In this area, Australia scores lower than almost all high-income countries. Another area of concern is discrimination. While the country ranks among the best in the world in protecting most fundamental rights, it lags behind in guaranteeing equal treatment and non-discrimination, especially for immigrants and ethnic minorities. In this area, Australia ranks last among all high-income countries and ranks 40th globally.

Japan is one of the highest-ranking countries in the East Asia and Pacific region. The country's institutions and courts rank among the best in the world. Japan places 2nd in the region and 4th globally for the effectiveness and transparency of its regulatory agencies. Security is high (ranking 4th in the world) and the criminal justice system is effective (ranking 12th), although concerns remain regarding due process violations. Japan's lowest score is in the area of accessibility and affordability of civil procedures, mainly because of high litigation costs. The high costs imposed by courts and lawyers, for instance, place Japan 44th out of 66 countries in terms of accessibility and affordability of civil

procedures.

South Korea shows a strong and fairly even picture across most of the areas measured by the Index. Administrative agencies are transparent, free of corruption, and relatively effective. Nonetheless, the country exhibits weaknesses in the area of government accountability—ranking second to last among high-income countries and 30th out of the 66 countries indexed. This low mark partly reflects political interference within the legislature and the judiciary, as well as deficient checks on the government’s power. While fundamental rights are strongly protected, South Korea also lags behind other advanced countries in guaranteeing freedom of association and freedom of expression, ranking 25th and 35th respectively.

Singapore features prominently among the indexed countries in providing security to its citizens (ranking 2nd), and places in the top 10 in two other categories. The public administration of the country is effective and corruption is minimal (ranking 4th). The criminal justice system is among the most effective in the world (ranking 5th). Notwithstanding the country’s outstanding performance in most categories, there are substantial limitations on freedom of speech and freedom of assembly, with Singapore in 49th and 60th place, respectively, out of all 66 countries.

Hong Kong SAR, China features in the top five in three categories. The country places 1st in guaranteeing order and security and 2nd for the effectiveness of its criminal justice system. Administrative agencies and courts are efficient and free of corruption, although not entirely free of government interference. In spite of these features,

the country still lags behind others in the region in guaranteeing fundamental rights and freedoms to its people (ranking 21st).

China does well among lower-middle income countries in most categories, and is the second-best performer among the BRIC economies. China has seen major improvements in the quality, effectiveness, and accountability of its legal institutions. Security is high (ranking 25th), and the criminal justice system ranks 2nd among its income peers. Enforcement of regulations is relatively ineffective (ranking 43rd globally and 8th among lower-middle income countries). The civil court system is relatively accessible and speedy, but judicial independence remains an area where more progress is needed. Indicators of fundamental rights are weak, including labor rights (ranking 61st out of 66), freedom of assembly (ranking 66th), and freedom of speech (ranking 66th).

Indonesia is in the top half of the rankings among lower-middle income countries in most dimensions. Compared with other countries in the region, the country’s main strengths are in the areas of freedom of opinion (ranking 23rd globally), and open government (ranking 29th in the world and 3rd among income-group peers). Indonesians experience barriers to access official information, yet they enjoy higher degrees of participation in the administration of the laws than individuals in other East Asia and Pacific region countries. Indonesia faces challenges in the functioning of government agencies and courts. Corruption in Indonesia is pervasive, ranking second to last in the region and 47th globally. The courts are perceived to be independent of government control, but affected by powerful private interests and corruption. The civil

Table 3: Rule of law in Brazil, China, India, and Russia

Country	Factor 1: Limited Government Powers	Factor 2: Absence of Corruption	Factor 3: Order and Security	Factor 4: Fundamental Rights	Factor 5: Open Government	Factor 6: Regulatory Enforcement	Factor 7: Access to Civil Justice	Factor 8: Effective Criminal Justice
Brazil	26	24	51	25	30	26	24	44
China	37	31	25	64	26	43	44	25
India	24	51	65	36	25	56	48	35
Russia	55	40	45	47	52	49	40	23

Source: WJP Rule of Law Index 2011 database

justice system remains underdeveloped (ranking 41st), attributable in part to the lack of affordable legal services, deficient enforcement mechanisms, and the lengthy duration of cases. Police abuses and harsh conditions in correctional facilities are also significant problems.

Compared with other lower middle-income countries, **Thailand** performs relatively well, obtaining high marks on absence of crime (ranking 20th globally), and effectiveness of the criminal justice system (ranking 24th). However, some areas require further attention. Civil conflict and political violence remain significant problems (ranking 62nd). Corruption is a challenge, particularly within the police. The Thai civil justice system is characterized by government influence and lengthy duration of cases. Access to official information is limited (ranking 62nd).

As with many other countries in the region, **Malaysia** presents a contrasting view. Compared with other upper-middle income countries, Malaysia's government is relatively accountable, although corruption, political interference, and impunity still exist. The efficiency and transparency of government agencies can still improve, and efforts should also be made in the area of access to justice (ranking 47th globally, and 15th in the upper-middle income group). The country is safe, ranking 1st among 19 income peers and on a par with countries such as France and Belgium. However, abuses by the police still occur. Of particular concern is the situation posed by violations of fundamental rights, where Malaysia ranks 59th out of 66 countries.

The **Philippines** performs well relative to lower-middle income countries on most dimensions, although it still requires further efforts in many areas. The country stands out for having reasonably effective checks and balances on the government's power (ranking 3rd out of 16 income-group peers), including a vibrant civil society, a free media, and an independent judiciary. The Philippines also outperforms most lower-middle income countries in the area of effective regulatory enforcement, ranking 5th out of 16 countries. Nonetheless, civil conflict and political violence remain significant challenges (ranking 53rd). Of particular concern are shortcomings in the field of fundamental rights

(ranking 40th), particularly in regard to violations against the right to life and security of the person (ranking 57th); police abuses; due process violations; and harsh conditions in correctional facilities; as well as deficiencies in the electoral process. The civil court system also obtains poor scores (ranking 12th out of 13 in the region and 56th globally), attributable to deficient enforcement mechanisms, corruption among judges and law enforcement officers, and the lengthy duration of cases. These factors may explain why few people use the court system to solve disputes. According to a general population poll of 1,000 people in Manila, Davao, and Cebu, only 5 percent of the people who had a debt collection dispute went to court. Out of those people, nobody had the conflict resolved in less than a year.

Vietnam also presents a mixed picture, falling in the middle of the rankings on most categories. Vietnam's order and security levels are high by regional and income group standards (ranking 22nd globally). Despite ongoing reforms, regulatory agencies and courts are not efficient, and corruption exists. Other areas where particular attention should be focused include judicial independence, and protection of fundamental rights - particularly regarding freedom of speech - an area where the country ranks 62nd. Vietnam also receives low marks in the effective enforcement of civil justice and access to public information.

Cambodia is ranked much lower than most other countries in the region on all dimensions. The overall legal and institutional environment remains quite weak, which is highlighted by the low scores in key areas, including effective limits on government powers (ranking 65th out of 66); regulatory enforcement; access to civil justice; and absence of corruption, where the country ranks last in the world. Property rights are very weak (ranking 66th), and police abuses remain a significant problem. On the positive side, Cambodia displays lower crime rates than most countries in the low income group.

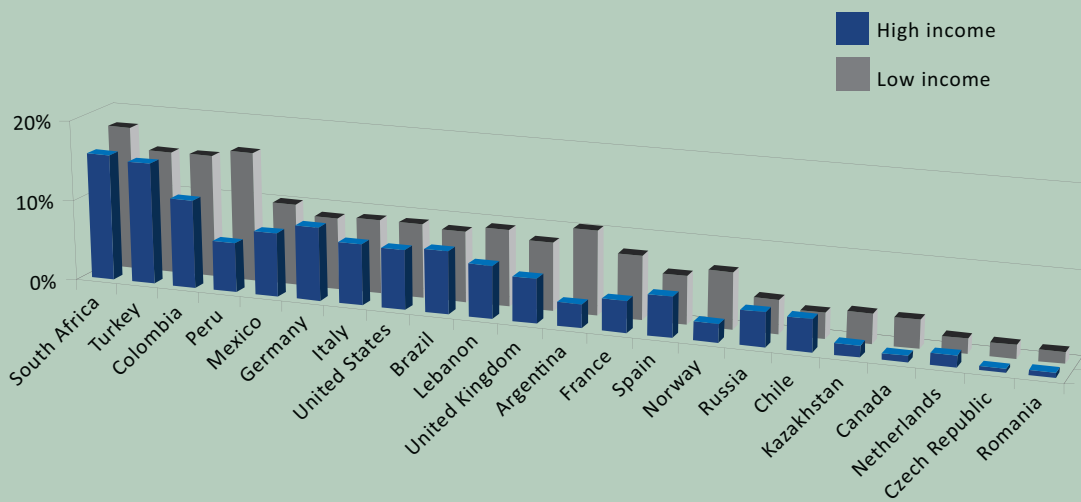
Box 6: Equal protection of the law

According to Article 2 of the Universal Declaration of Human Rights, “everyone is entitled to all the rights and freedoms set forth in this Declaration, without distinction of any kind, such as race, color, sex, language, religion, political or other opinion, national or social origin, property, birth or other status.” In a rule of law society, laws shall be applied equally to all people – rich or poor, men or women. If laws do not apply equally to all, vulnerable groups are subject to abuses by government officials and powerful groups.

The uneven enforcement of the law across segments of society is one of the most important phenomena captured by the WJP Rule of Law Index. Variations among respondents to the General Population Poll in several countries support the notion that different groups receive different treatment by the authorities. As revealed by the figures below, in most countries the poor are more exposed to extortion and abuse at the hands of police and other officials.

Figure 5: Differences in police abuse

% of respondents in selected countries who were unfairly physically abused by the police in the last three years, grouped by household income level



Source: The WJP Rule of Law Index 2011 database

South Asia

The WJP Rule of Law Index covers only three countries in this region in 2011: Bangladesh, India, and Pakistan.

India enjoys strong protections of free speech (ranking 22nd out of 66), an independent judiciary (ranking 18th), a functioning system of checks and balances, and a relatively open government (ranking 1st among 16 lower-middle income countries and 25th globally). However, the unsatisfactory performance of public administrative bodies has a negative impact on the rule of law. The civil court system ranks poorly (48th out of 66) mainly because of deficiencies in access to justice, particularly in the areas of court congestion, enforcement, and delays in processing cases, where the country ranks third to last. Corruption remains significant (ranking

51st), and police discrimination and abuses are not unusual. Order and security - including crime, civil conflict, and political violence - is also a source of concern.

Bangladesh faces multiple challenges to strengthening the rule of law. Government accountability remains low (ranking 48th globally, and 3rd among low-income countries), and administrative agencies and courts are extremely inefficient and corrupt. The civil justice system shares many of the same problems as other countries in the region, particularly with regard to the lengthy duration of cases and corruptive practices in lower level courts —where it ranks 62nd overall, and third to last among low-income countries. Human rights violations and police abuses are also a significant problem; however, unlike other countries in the region, Bangladesh is perceived as relatively safe

from crime (ranking 13th globally), although mob justice is a persistent problem. Another relative strength is the protection of labor rights, an area in which Bangladesh ranks first among low-income countries, although it still lags behind in comparison with more developed nations.

Pakistan shows weaknesses in most areas when compared to its regional and income group peers. Low levels of government accountability are compounded by the prevalence of corruption, a weak justice system, and a poor security situation, particularly related to terrorism and crime. Relatively strong areas include the courts' independence from improper government influence, and respect for due process in administrative proceedings.

Eastern Europe and Central Asia

Country performances across the Eastern Europe and Central Asia region are highly uneven. While some countries outperform high-income countries on a number of indicators, other nations in the region find themselves ranking at the bottom of the sample. Estonia, Poland, and the Czech Republic, all of whom recently joined the European Union, are the strongest performers in the region.

Estonia leads the region in all but one category, owing to its well-functioning and open institutions. Administrative agencies and courts are accountable, effective, and free of corruption; and fundamental rights are strongly protected. However, crime rates in Estonia are higher than in other nations with similar levels of development included in the Index (ranking 32nd out of 66 countries). Judicial delays are also another area in need of attention (ranking 27th globally).

Poland and the Czech Republic stand out amongst the former centrally planned economies with good performances across all categories. **Poland's** public institutions rank 21st in absence of corruption, and 22nd in effectiveness of regulatory enforcement. The country has a good record in observing fundamental rights, though discrimination against disadvantaged groups remains an issue. Poland's lowest score comes in the area of access to civil justice (ranking 30th

globally) mainly because of the lengthy resolution of cases (ranking 50th), and difficulties enforcing court decisions (ranking 53rd).

Czech Republic trails closely behind Poland in most dimensions. The country has a relatively strong system of checks and balances (ranking 21st) and its administrative agencies are relatively effective (ranking 25th). Courts are independent, but very slow (ranking 58th). Other areas in need of attention are corruption among administrative officers (ranking 33rd), and lack of effective sanctions for misconduct (ranking 34th). Crime rates are also high compared to other high-income countries.

Croatia and Romania fall in the middle of the rankings in most categories. Despite recent progress, **Croatia's** institutions still lag behind those of other high-income countries. Its public administrative bodies, for example, are inefficient, and the judicial system, while generally accessible, is still slow and subject to political influence and corruption. The country is safe from crime (ranking 6th), but further work is needed in terms of openness (ranking 33rd) and equal treatment of ethnic minorities.

Romania shows a mixed performance across the eight dimensions, with high marks in the areas of security and respect for fundamental rights (ranking 2nd among 19 upper-middle income countries in both areas), and in criminal justice (ranking 3rd among income peers and 28th globally). However, the country scores low in terms of the functioning of administrative bodies and efficiency of the judiciary. Effective enforcement of regulations is very weak (ranking 59th), accountability for misconduct of government officers is deficient (ranking 53rd), and corruption persists. Harsh treatment of prisoners and detainees is an area of concern.

Bulgaria places in the bottom half of the upper-middle income countries, partly because of the weak enforcement of laws and regulations. Corruption is high and government accountability low—ranking 50th out of the 66 countries indexed—reflecting the poor performance of government agencies in investigating allegations of misconduct. The criminal justice system displays serious flaws, and discrimination against minorities is problematic. On the positive side, Bulgaria outperforms most

upper-middle income countries in protecting the security of its citizens from crime, and in respecting the freedoms of speech, religion, and assembly. The right to petition the government and citizen participation are also significant strengths (ranking 2nd in the region and 26th globally).

Albania is safe from crime, but its institutions have serious flaws that challenge advancements in other areas. The political mechanisms to hold the executive accountable are weak, and corruption among government officials is pervasive, placing the country last among upper-middle income nations. Rules and regulations are difficult to enforce, and the judiciary is plagued by corruption and political interference. Police abuses and harsh conditions in correctional facilities are also significant problems.

Turkey ranks in the middle in comparison to the other Eastern Europe and Central Asia nations. The country shows institutional strengths, particularly within the public administration bodies, and the civil justice system, where it ranks 27th. Nonetheless, Turkey receives low marks in the areas of government accountability (ranking 52nd out of 66 countries) and fundamental rights (ranking 58th), mainly because of deficiencies in the functioning of auditing mechanisms, political interference within the legislature and the judiciary, a poor record on freedom of expression, and arbitrary interference with privacy.

Russia shows serious deficiencies in checks and balances among the different branches of government (ranking 55th), leading to an institutional environment characterized by corruption, impunity, and political interference. Regulations are not always enforced (ranking 49th), and civil courts, although accessible, are corrupt and inefficient. Crime rates in Russia are not as high as those in other middle-income countries (ranking 8th out of 19), and the criminal justice system is relatively effective (23rd). Violations against some fundamental rights, such as freedom of opinion, freedom of association, and arbitrary interference with privacy are areas of concern.

Kazakhstan's regulatory agencies are relatively effective (ranking 4th in the region and 31st globally) and civil courts are fairly accessible and

relatively efficient, although still subject to undue influence. The country is safe from crime and violence (ranking 27th). In spite of these strengths, the country still faces serious challenges in terms of accountability and constraints on the executive branch, where it ranks 59th. The situation in regard to the independence of the legislative and the judiciary, as well as the fairness of elections, remains a source of concern.

Ukraine and Kyrgyzstan rank in the bottom half of middle-income countries on most categories. Despite recent reforms, both countries still face many challenges to strengthening the rule of law. **Ukraine** ranks third to last in government accountability, with political interference, impunity, and corruption leading to manipulation in the application of the law. Regulatory agencies are ineffective and opaque (ranking 64th), and the courts are inefficient and corrupt. On the positive side, the country obtains relatively high marks in protecting basic liberties, such as freedom of religion, and it is relatively safe from violent crime (ranking 38th). Property rights are weak.

Kyrgyzstan ranks 57th in establishing effective limits on government power and 61st in corruption. Despite the implementation of some reform measures, the performance of courts is still poor (ranking 4th out of the eight low-income countries). In addition, following the political turmoil, the repressiveness of the state stands out as an important source of concern. The country ranks second to last in the region in protection of fundamental rights, with poor scores in the areas of due process, arbitrary interference of privacy, and discrimination. Property rights are weak.

Middle East and North Africa

This report covers five countries in the Middle East and North Africa (MENA) region: Iran, Jordan, Lebanon, Morocco, and the United Arab Emirates (UAE). In most areas, the countries in this region display average scores. However, as confirmed by the political turmoil at the beginning of 2011 in other MENA region countries, these countries have serious weaknesses in the areas of accountability, checks and balances on the executive branch,

Box 7. Regulatory compliance around the world

Public enforcement of government regulations is pervasive in modern societies as an instrument to induce behavior with the goal of guaranteeing that the public interest is not subordinated to those of regulated entities. Around the world, regulations vary widely due to differences in policies, institutional environments, and political choices. Whatever those choices may be, regulations are futile if they are not properly enforced by authorities. Ensuring compliance with the regulatory framework is thus a key feature of the rule of law. Besides enforcement, accountability is vital when it comes to regulating an activity. In addition, accountability, independence, and transparency of regulatory agencies are fundamental to ensure that regulatory institutions act within the limits authorized by law, as public enforcement may increase opportunities for rent-seeking, negligence, and abuse by officials pursuing their own interest.

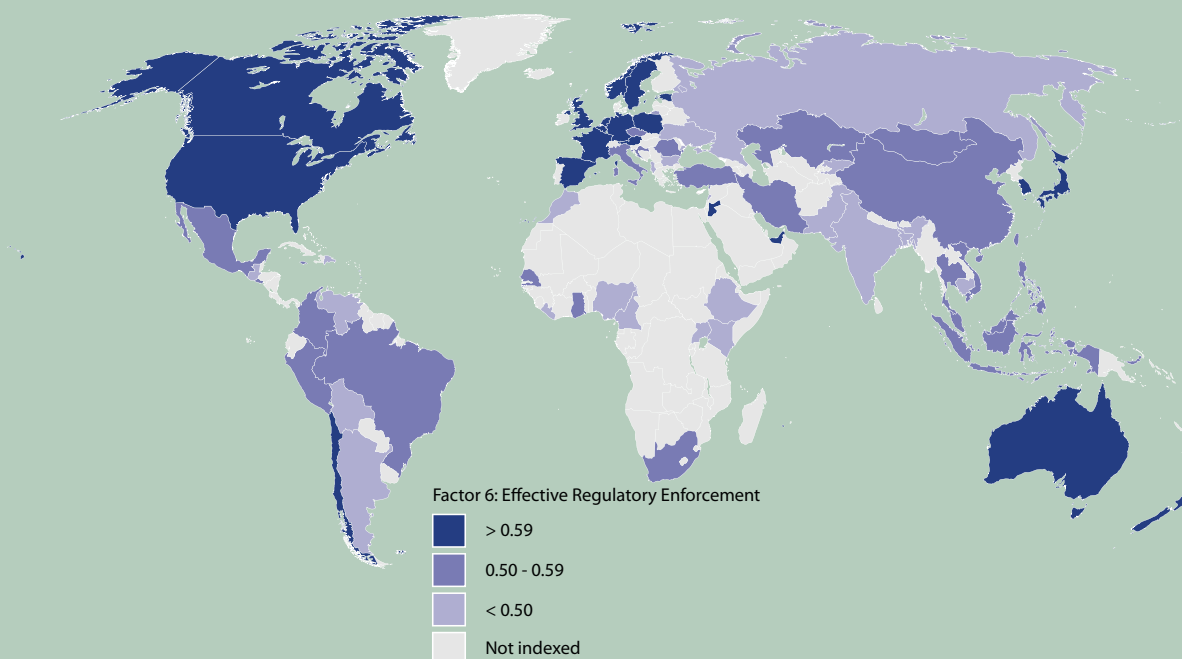
The WJP Rule of Law Index addresses regulatory enforcement in factor 6. This factor does not look at the level of regulation of activities; instead, it assesses the effectiveness of regulatory enforcement in practice; the absence of improper influence by public officials or private interests; the adherence to due process of law in administrative procedures; and the absence of government expropriation of private property without adequate compensation. Rather than analyzing specific statutes, the Index uses simple scenarios to explore the outcomes associated with activities that are regulated

in all jurisdictions, such as environmental regulations, public health requirements, workplace safety conditions, and permits and licenses, under the assumption that the performance of government agencies in those cases is a good proxy for their functioning in other more complex areas.

Shaped by their income, institutional environment and history, regulatory compliance varies greatly across countries (see figure 6). On a scale between 0 and 1, where 1 signifies higher adherence to the rule of law, the index of regulatory enforcement has an average value of 0.72 in high-income countries, 0.51 in upper-middle income countries, 0.49 in lower-middle income countries, and 0.38 in low-income countries. In general, as economies develop, they find more effective ways to implement existing regulations within the limits imposed by law, but this is not always the case. As countries engage in regulatory reforms, special efforts should be made to improve the mechanisms that are used to guarantee that such laws are implemented and enforced in an efficient, effective, and accountable manner.

Figure 6: Regulatory enforcement around the world

Countries grouped in terciles according to their factor 6 score



Source: The WJP Rule of Law Index 2011 database

openness, and respect for fundamental rights, especially discrimination, freedom of opinion, and freedom of belief and religion.

The **United Arab Emirates** has the highest scores of those countries in the region that were included in the sample in most dimensions. Public institutions in the country are relatively well developed and corruption-free (ranking 13th out of 66 countries), and government officers are held accountable for misconduct. Similarly, the civil court system is very efficient and relatively independent, although it remains inaccessible for many people. In spite of these strengths, the formal system of checks and balances remains weak, and fundamental rights are curtailed (ranking 51st), including labor rights, freedom of assembly, freedom of religion, freedom from arbitrary interference with privacy, and freedom of opinion and expression.

Jordan is positioned in second place within the countries included in the MENA region. The country's efficient public institutions, along with a high level of security, remain its main areas of strength. It also obtains relatively high marks in the areas of civil and criminal justice, absence of corruption, and effective regulatory enforcement. Property rights are also well protected. In spite of these achievements, Jordan's record in the area of fundamental rights remains one of the worst in the world, particularly with regard to discrimination (ranking 55th out of 66 countries), and labor rights (ranking 63rd).

Iran's law enforcement is relatively strong, but often used as an instrument to perpetrate abuses. Government accountability is weak (ranking 58th globally and last within the region), and corruption is prevalent. Courts, although fairly efficient, are subject to corruption and political interference. Another area of serious concern is the situation of fundamental rights, where the country ranks last in the world.

Lebanon stands out in the region due to its efforts to guarantee civil rights and freedoms amongst its people (ranking 1st in the region and 27th globally). The country is relatively safe from crime, but public institutions are inefficient and corrupt. Of particular concern is the case of the administration

of justice, mainly because of corruption and political interference within the civil courts, delays, discrimination against marginalized groups, and absence of guarantees of due process of law in criminal cases.

Morocco obtains medium marks on most dimensions, but generally underperforms its regional peers. While Morocco performs well in the area of order and security, it lags behind in all other categories. Despite recent reform efforts, some weaknesses remain in the areas of government accountability, corruption, and regulatory enforcement. The assessment of the civil justice system remains average - ranking 45th overall, and 7th out of 16 lower-middle income group countries - and the criminal justice system displays flaws with regard to the due process of law. Other areas of concern are open government, where the country ranks 49th out of 66, and freedom of opinion and expression.

Sub-Saharan Africa

The *WJP Rule of Law Index* 2011 report covers eight countries in Sub-Saharan Africa. The region exhibits a range of performance levels, with South Africa and Ghana as the regional leaders, and the rest of the countries positioned at the bottom of the global ranking.

South Africa has the best rule of law outcomes in Sub-Saharan Africa. The country ranks well in most dimensions, including government accountability, effective regulatory enforcement, and access to justice, particularly when compared with countries at similar stages of economic development. Judicial independence and fundamental rights are strong. The lack of security and the prevalence of crime, however, continue to be extremely worrisome (ranking 61st overall). According to the general population poll of 1,000 people in Johannesburg, Cape Town, and Durban, six percent of respondents reported a murder in their household in the past five years, and 25 percent reported having experienced a burglary in the past three years. These rates are among the highest in the world. Other areas of concern in South Africa are the high rate of vigilante justice, the relatively ineffective criminal justice system, and

Box 8: Open government around the world

Open government is an essential aspect of the rule of law. It allows for a broader level of access, participation, and collaboration between the government and its citizens, and plays a crucial role in the promotion of accountability. Requesting information from public authorities is an important tool to empower citizens by giving them a way to voice their concerns and make their governments accountable.

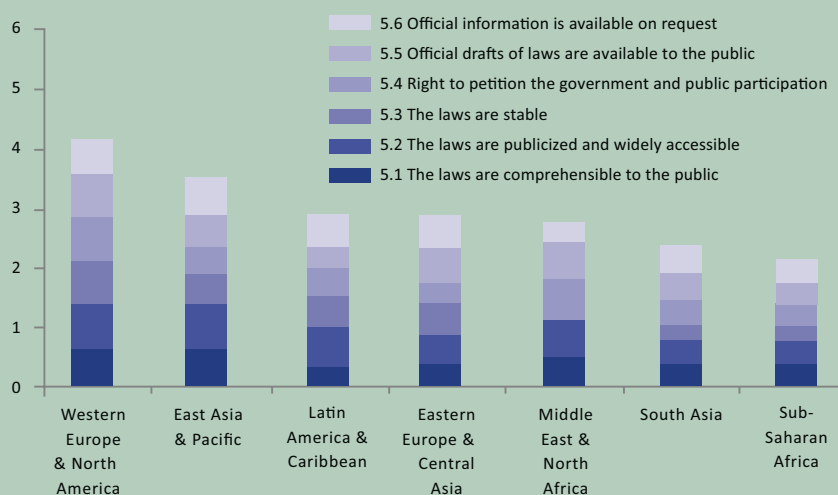
The WJP Rule of Law Index addresses open government in factor 5 and considers four basic elements: clear, publicized, and stable laws; right to petition and administrative proceedings that are open for public participation; official drafts of laws and regulations that are available to the public; and the availability of official

information. One way the Index documents government openness is by looking at common situations and hypothetical scenarios, such as public participation in the context of public works projects (for example, the construction of a train station in a residential neighborhood). In such a setting, the questionnaires probe whether residents can petition the government to make changes in the plan, or present objections prior to the initiation of construction.

Index results suggest that some governments are more open than others. Moreover, government openness seems to vary strongly across regions. The figure below highlights regional scores for factor 5, Open Government, by sub-factor.

Figure 7: Open government around the world

Regional factor 5 scores, where higher marks signify higher adherence to the rule of law



Source: The WJP Rule of Law Index 2011 database

the poor condition of correctional facilities.

Ghana follows South Africa as the second-best performer in the region, and is the best performer among low-income countries. The country enjoys a good system of checks and balances (ranking 19th overall and first within the region). Public administration bodies are relatively effective and corruption levels are lower than in most other countries in the region. The civil justice system is relatively independent, but still inaccessible to most people. Security from crime (ranking 43rd), vigilante justice, and deficiencies in the criminal investigation and adjudication systems, are areas that require attention.

Within its income group, **Senegal** is in the middle

of the rankings in most dimensions. Although government accountability is weak, with particular concerns regarding the proper functioning of checks and balances on the executive branch (ranking 51st overall and 11th out of 16 lower-middle income countries). Another area where efforts are required is open government, where the country ranks 62nd. The country has a moderate record in protecting fundamental rights (ranking 38th overall and 3rd in Sub-Saharan Africa), although police abuses and harsh treatment of prisoners remain a source of concern.

Cameroon lags behind its regional and income peers in most categories. The country faces multiple challenges in terms of accountability and the functioning of public institutions. Effective checks

and balances are poor (ranking 62nd overall and second to last within the region), and corruption remains widespread (ranking 64th). The civil court system is slow and subject to political influence, and fundamental rights are not always respected in practice. Restrictions to the freedoms of assembly, opinion, and expression, as well as violations of fundamental labor rights, are sources of concern. While Cameroon's most significant strength in comparison to other countries in the region is the low incidence of crime, police abuses, high incidence of mob and vigilante justice, and harsh conditions in correctional facilities, remain areas in need of attention.

Nigeria is among the bottom half of the lower-middle countries in most dimensions. Checks and balances on the executive branch function relatively better than in other Sub-Saharan African countries, although corruption is prevalent. The country is affected by civil conflict and political violence (ranking 58th). Crime and vigilante justice remain serious problems (ranking 50th), which is in part explained by the shortcomings within the criminal justice system (ranking 53rd and third to last in the region).

Ethiopia, in comparison with other low-income nations, is in the middle of the rankings when it comes to incorporating principles of the rule of law. Accountability is very weak by regional standards (ranking 63rd globally and second to last among low-income nations) and corruption remains. Property rights are weak (ranking 64th). The performance of regulatory agencies and courts is poor, but comparable to other countries in the region. The country has a very poor record in the area of fundamental rights, ranking 65th globally and last in the region. Of greatest concern are restrictions limiting fundamental freedoms, such as the freedom of assembly and the freedom of speech, as well as illegal detentions and due process violations.

In **Uganda** government accountability is low (ranking 54th globally and 4th among low-income countries), and administrative agencies are inefficient and corrupt. Protection of fundamental rights is weak (ranking 61st out of 66 countries), and civil conflict and political violence remain significant challenges. Courts, although relatively

independent, are under-resourced and inaccessible to most people.

Kenya occupies the 61st place in government accountability, which is partly attributable to the inability of the legislature and the judiciary to act as a check on the executive branch. Corruption remains widespread and regulatory enforcement is ineffective (ranking second to last in the region). Civil conflict and political violence remain significant challenges (ranking 58th). Open government and lack of respect of fundamental rights are also other areas of concern.

Liberia's scores reflect the recent advances towards a functioning system of checks and balances on the executive branch. The country ranks relatively well in the area of government accountability (ranking 2nd among low-income countries), however, the lack of sanctions to punish misconduct raises concerns. Liberia outperforms its regional peers in protecting some basic liberties. However, the quality of public administrative bodies and the judiciary - positioned at the bottom of the rankings - are hampered by a lack of resources and pervasive corruption.

Country Profiles

This section presents profiles for the 65 countries and one additional jurisdiction included in the 2011 administration of the Index.

How to Read the Country Profiles

Each country profile presents the featured country's scores for each of the WJP Rule of Law Index's factors and sub-factors, and draws comparisons between the scores of the featured country and the scores of other indexed countries that share regional and income level similarities. All variables used to score each of the eight independent factors are coded and rescaled to range between 0 and 1, where 1 signifies the highest score and 0 signifies the lowest score. The average scores of the rescaled variables are later normalized using the Min-Max method. Individual variables tapping the same concept are averaged and then aggregated into factors and sub-factors using arithmetic averages. These scores are the basis for the final rankings.

1 Section 1— Scores for the Rule of Law Factors

The table in Section 1 displays the featured country's aggregate scores by factor and the country's rankings within its regional and income level groups. The table is organized as follows: the first column lists the first eight factors that make up the Index. The second column displays the country's aggregate score for each of the eight factors. The third column displays the country's global ranking for each factor. The fourth column shows the country's ranking within its region, and finally, the fifth column shows the country's ranking among countries with comparable per capita income levels.

2 Section 2— Disaggregated Scores

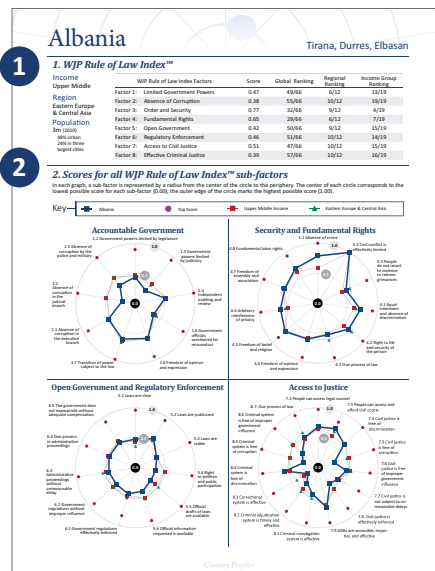
Section 2 displays four graphs that show the country's disaggregated scores for each of the sub-factors that compose the WJP Rule of Law Index. Each graph shows a circle that corresponds to one concept measured by the Index. Each sub-factor is represented by a radius running from the center of the circle to the periphery. The center of each circle corresponds to the lowest possible score for each sub-factor (0.00) and the outer edge of the circle marks the highest possible score for each sub-factor (1.00). Higher scores signify a higher adherence to the rule of law.

The country scores are shown in blue. The graphs also show the average scores of all countries indexed within the region (in green) and all countries indexed with comparable per capita income levels (in red). As a point of reference, the graphs also show the score achieved for each sub-factor by the top performer amongst all 66 countries indexed (in violet).

The *WJP Rule of Law Index* 2011 report does not include scores for the following sub-factors: sub-factor 1.1 “Government powers are defined in the fundamental law”, sub-factor 2.4 “Government officials in the legislature do not use public office for private gain”, and sub-factor 7.1 “People are aware of available remedies”. We anticipate that all the

above sub-factors will be included in the *WJP Rule of Law Index* 2012 report.

Results for sub-factor 3.2 “Civil conflict is effectively limited” have been revised from the June 2011 edition of the report. In the current edition, intervals are defined for the continuous variables that make up sub-factor 3.2. Additional details of the construction of this sub-factor can be found in Botero and Ponce (2011).



1. WJP Rule of Law Index

Income
Upper Middle

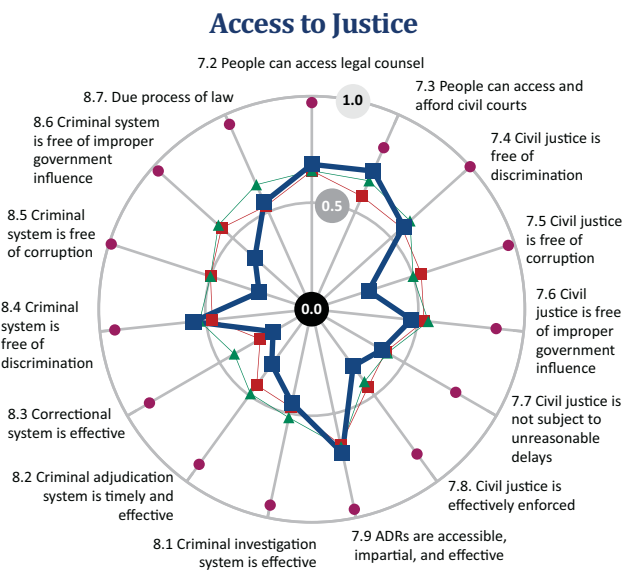
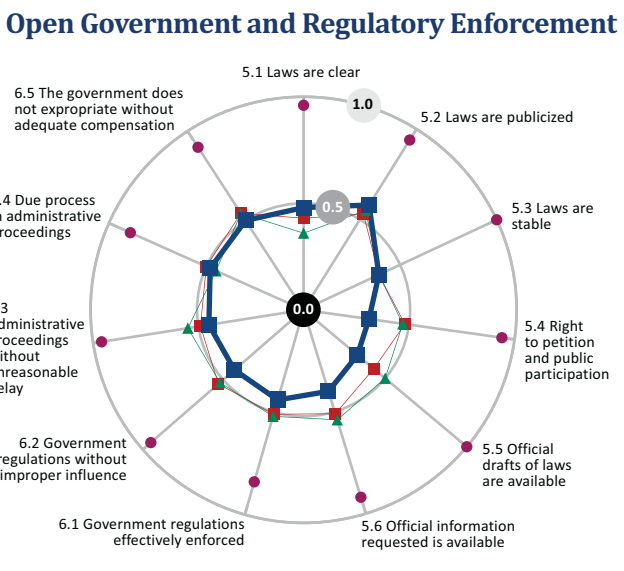
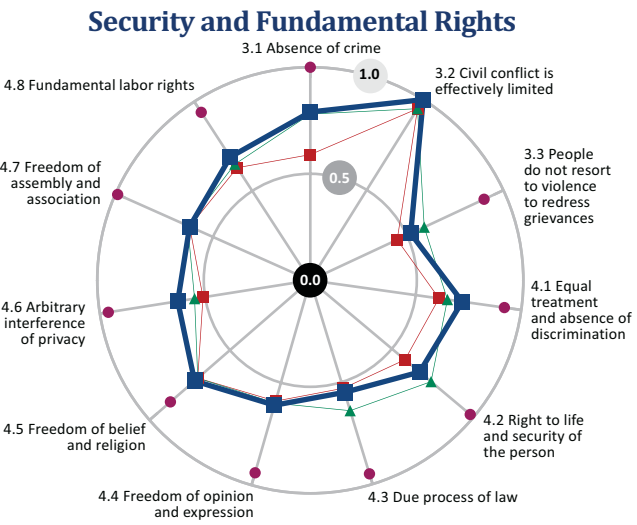
Region
Eastern Europe
& Central Asia

Population
3m (2010)
48% Urban
24% in three
largest cities

WJP Rule of Law Index Factors		Score	Global Ranking	Regional Ranking	Income Group Ranking
Factor 1:	Limited Government Powers	0.47	49/66	6/12	13/19
Factor 2:	Absence of Corruption	0.38	55/66	10/12	19/19
Factor 3:	Order and Security	0.77	31/66	9/12	4/19
Factor 4:	Fundamental Rights	0.65	28/66	6/12	6/19
Factor 5:	Open Government	0.42	50/66	9/12	15/19
Factor 6:	Regulatory Enforcement	0.46	51/66	11/12	15/19
Factor 7:	Access to Civil Justice	0.52	46/66	10/12	14/19
Factor 8:	Effective Criminal Justice	0.39	57/66	10/12	16/19

2. Scores for all WJP Rule of Law Index sub-factors

In each graph, a sub-factor is represented by a radius from the center of the circle to the periphery. The center of each circle corresponds to the lowest possible score for each sub-factor (0.00); the outer edge of the circle marks the highest possible score (1.00).



1. WJP Rule of Law Index

Income
Upper Middle

Region
Latin America
& Caribbean

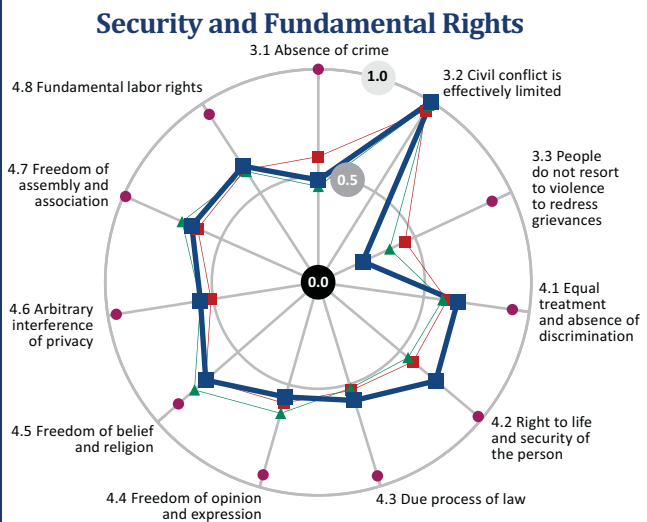
Population
41m (2010)
92% Urban
39% in three
largest cities

WJP Rule of Law Index Factors		Score	Global Ranking	Regional Ranking	Income Group Ranking
Factor 1:	Limited Government Powers	0.48	47/66	9/12	12/19
Factor 2:	Absence of Corruption	0.47	46/66	8/12	13/19
Factor 3:	Order and Security	0.57	56/66	9/12	15/19
Factor 4:	Fundamental Rights	0.63	33/66	5/12	9/19
Factor 5:	Open Government	0.43	44/66	9/12	13/19
Factor 6:	Regulatory Enforcement	0.45	54/66	10/12	17/19
Factor 7:	Access to Civil Justice	0.58	31/66	4/12	8/19
Factor 8:	Effective Criminal Justice	0.39	56/66	9/12	15/19

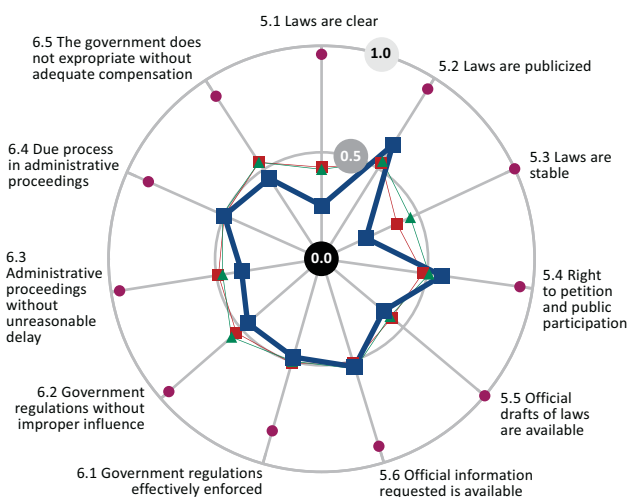
2. Scores for all WJP Rule of Law Index sub-factors

In each graph, a sub-factor is represented by a radius from the center of the circle to the periphery. The center of each circle corresponds to the lowest possible score for each sub-factor (0.00); the outer edge of the circle marks the highest possible score (1.00).

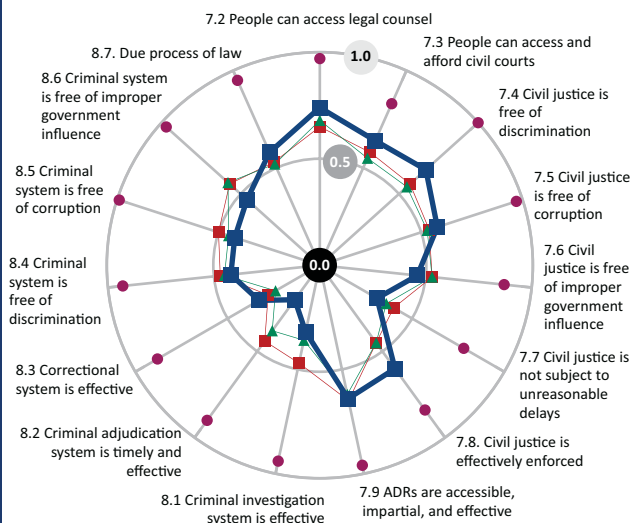
Key — ■ Argentina ● Top Score ■ Upper Middle Income ▲ Latin America & Caribbean



Open Government and Regulatory Enforcement



Access to Justice



1. WJP Rule of Law Index

Income
High

Region
East Asia & Pacific

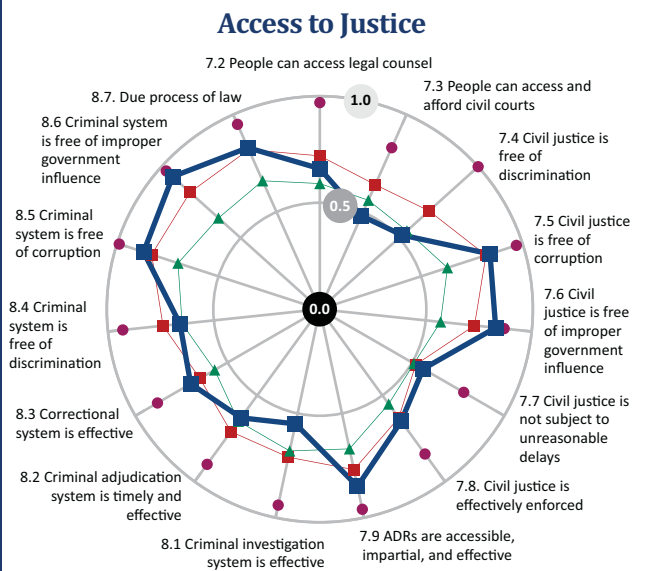
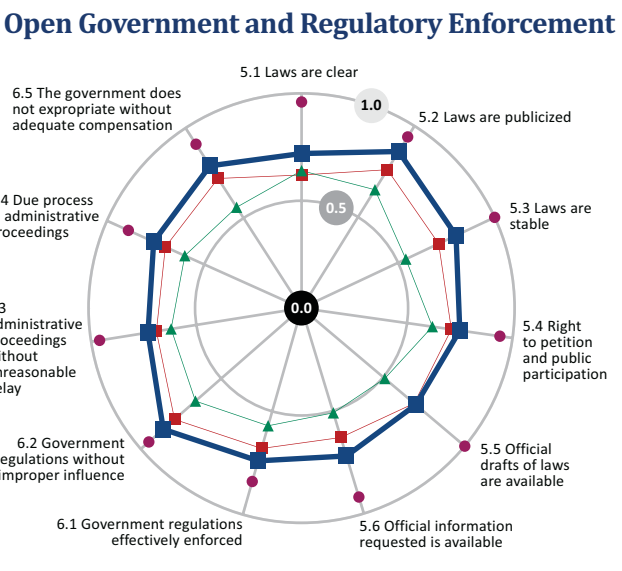
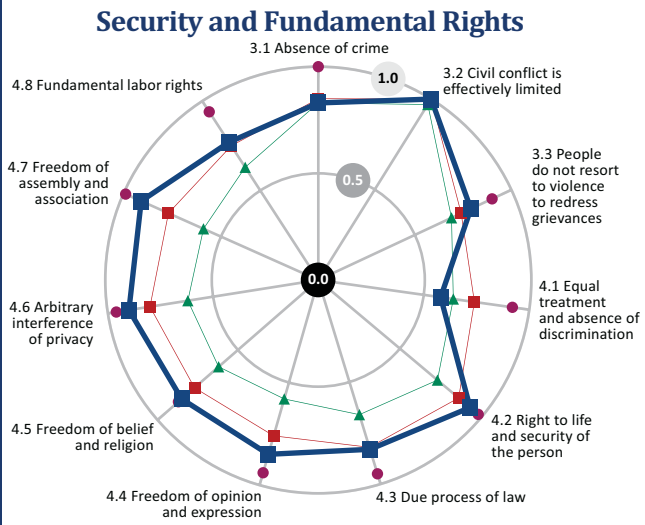
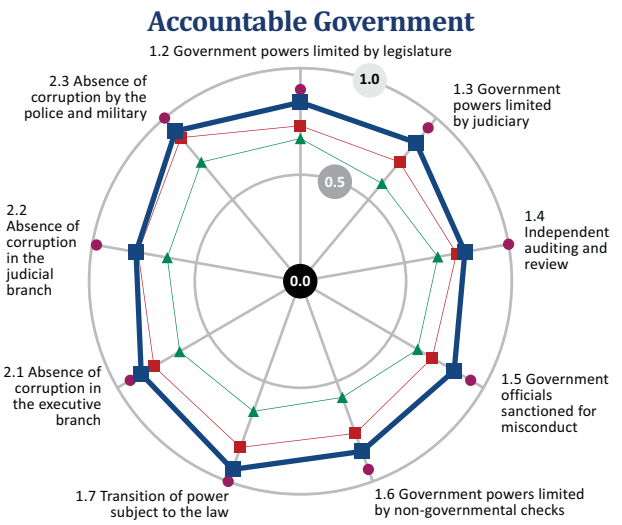
Population
22m (2010)
89% Urban
46% in three largest cities

WJP Rule of Law Index Factors		Score	Global Ranking	Regional Ranking	Income Group Ranking
Factor 1:	Limited Government Powers	0.85	4/66	2/13	4/23
Factor 2:	Absence of Corruption	0.86	9/66	5/13	9/23
Factor 3:	Order and Security	0.87	10/66	4/13	10/23
Factor 4:	Fundamental Rights	0.83	7/66	2/13	7/23
Factor 5:	Open Government	0.76	8/66	4/13	8/23
Factor 6:	Regulatory Enforcement	0.78	7/66	3/13	7/23
Factor 7:	Access to Civil Justice	0.67	13/66	4/13	13/23
Factor 8:	Effective Criminal Justice	0.74	15/66	5/13	15/23

2. Scores for all WJP Rule of Law Index sub-factors

In each graph, a sub-factor is represented by a radius from the center of the circle to the periphery. The center of each circle corresponds to the lowest possible score for each sub-factor (0.00); the outer edge of the circle marks the highest possible score (1.00).

Key — Australia Top Score High Income East Asia & Pacific



1. WJP Rule of Law Index

Income
High

Region
Western Europe
& North America

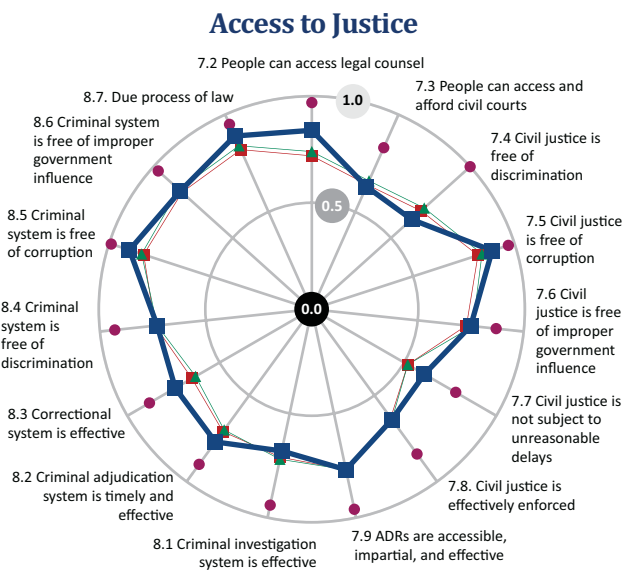
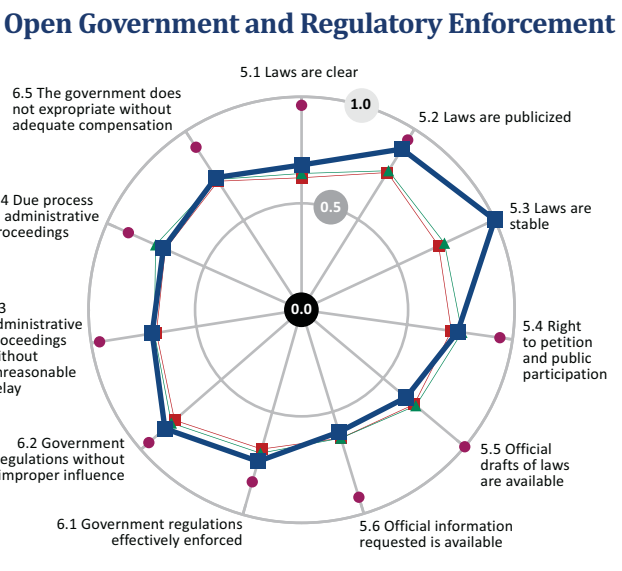
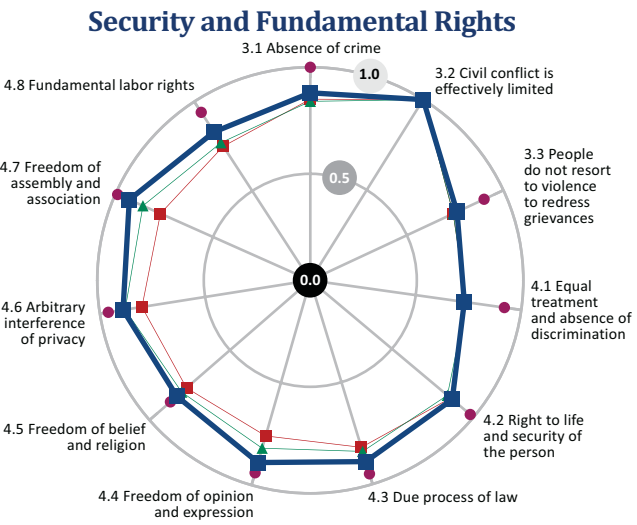
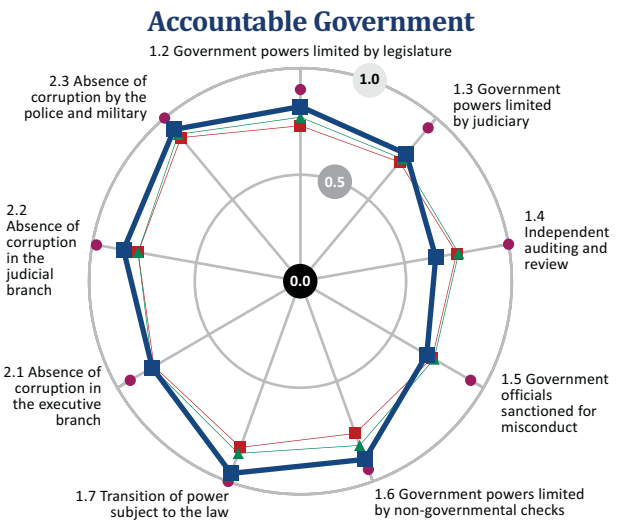
Population
8m (2010)
68% Urban
36% in three
largest cities

WJP Rule of Law Index Factors		Score	Global Ranking	Regional Ranking	Income Group Ranking
Factor 1:	Limited Government Powers	0.80	8/66	6/12	8/23
Factor 2:	Absence of Corruption	0.87	8/66	4/12	8/23
Factor 3:	Order and Security	0.88	8/66	4/12	8/23
Factor 4:	Fundamental Rights	0.85	5/66	4/12	5/23
Factor 5:	Open Government	0.76	9/66	5/12	9/23
Factor 6:	Regulatory Enforcement	0.75	9/66	6/12	9/23
Factor 7:	Access to Civil Justice	0.72	8/66	5/12	8/23
Factor 8:	Effective Criminal Justice	0.79	8/66	4/12	8/23

2. Scores for all WJP Rule of Law Index sub-factors

In each graph, a sub-factor is represented by a radius from the center of the circle to the periphery. The center of each circle corresponds to the lowest possible score for each sub-factor (0.00); the outer edge of the circle marks the highest possible score (1.00).

Key — Austria Top Score High Income Western Europe & North America



1. WJP Rule of Law Index

Income
Low

Region
South Asia

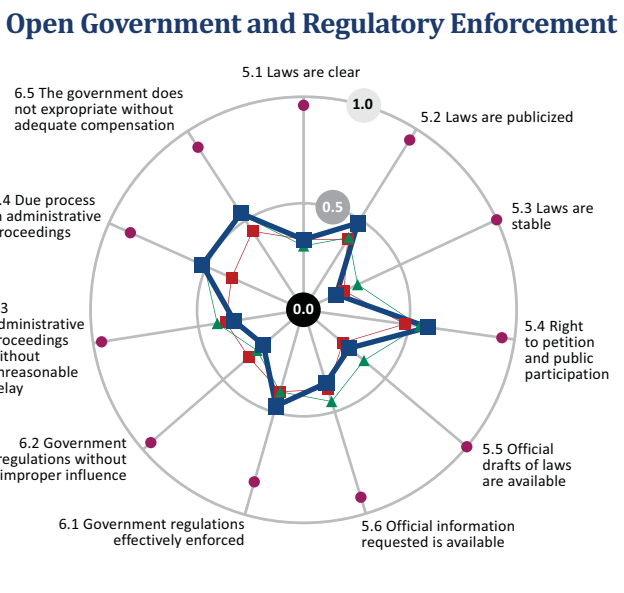
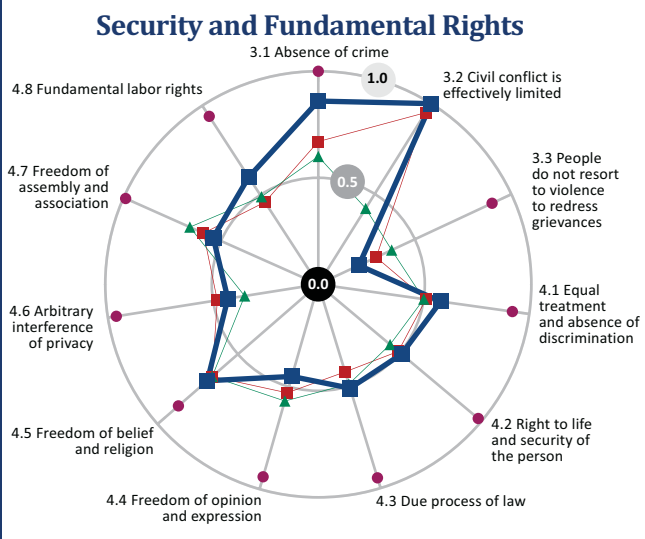
Population
164m (2010)
28% Urban
13% in three largest cities

WJP Rule of Law Index Factors		Score	Global Ranking	Regional Ranking	Income Group Ranking
Factor 1:	Limited Government Powers	0.48	48/66	2/3	3/8
Factor 2:	Absence of Corruption	0.32	58/66	2/3	4/8
Factor 3:	Order and Security	0.69	42/66	1/3	3/8
Factor 4:	Fundamental Rights	0.54	48/66	2/3	3/8
Factor 5:	Open Government	0.37	54/66	2/3	3/8
Factor 6:	Regulatory Enforcement	0.42	58/66	2/3	4/8
Factor 7:	Access to Civil Justice	0.41	62/66	2/3	6/8
Factor 8:	Effective Criminal Justice	0.49	40/66	2/3	2/8

2. Scores for all WJP Rule of Law Index sub-factors

In each graph, a sub-factor is represented by a radius from the center of the circle to the periphery. The center of each circle corresponds to the lowest possible score for each sub-factor (0.00); the outer edge of the circle marks the highest possible score (1.00).

Key —  Bangladesh  Top Score  Low Income  South Asia



1. WJP Rule of Law Index

Income
High

Region
Western Europe
& North America

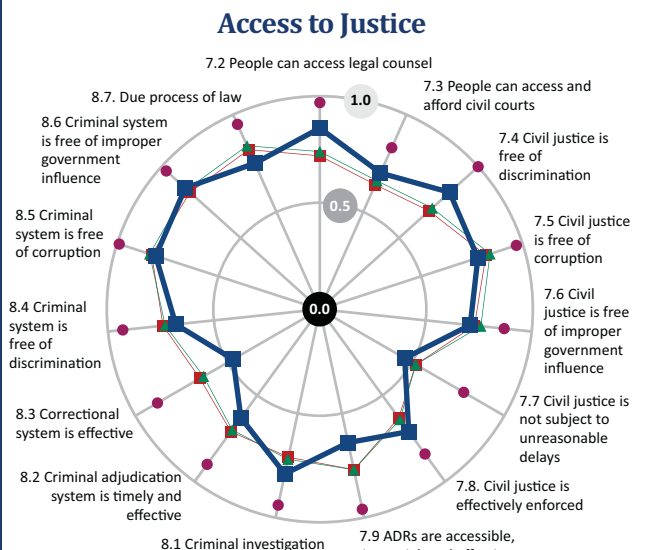
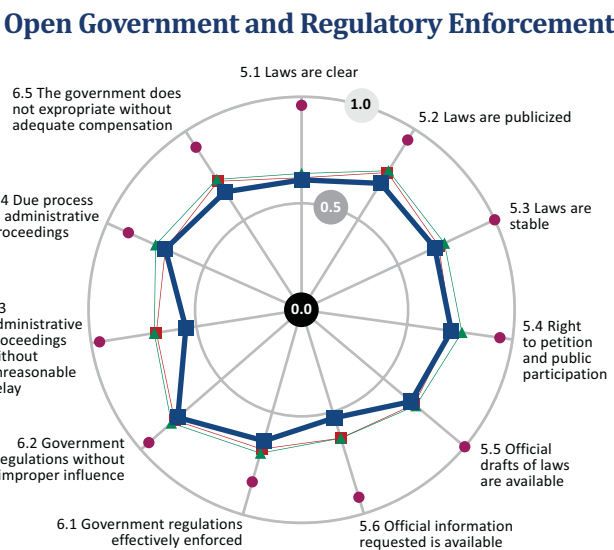
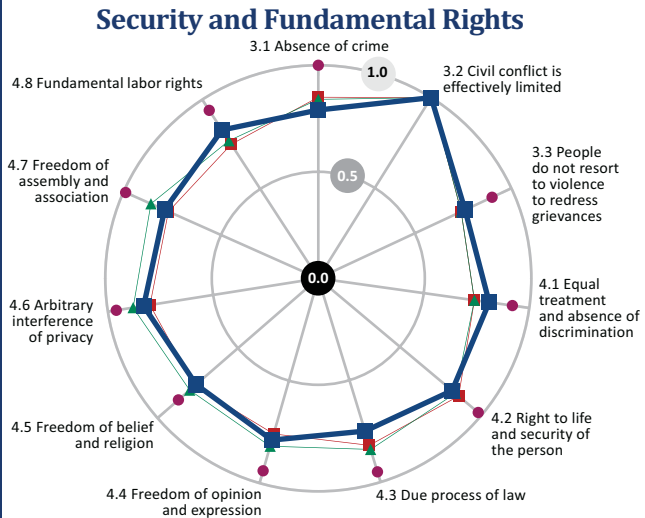
Population
11m (2010)
97% Urban
28% in three
largest cities

WJP Rule of Law Index Factors		Score	Global Ranking	Regional Ranking	Income Group Ranking
Factor 1:	Limited Government Powers	0.77	12/66	8/12	12/23
Factor 2:	Absence of Corruption	0.82	15/66	8/12	15/23
Factor 3:	Order and Security	0.85	15/66	8/12	14/23
Factor 4:	Fundamental Rights	0.80	11/66	6/12	11/23
Factor 5:	Open Government	0.65	15/66	9/12	15/23
Factor 6:	Regulatory Enforcement	0.67	17/66	10/12	17/23
Factor 7:	Access to Civil Justice	0.71	9/66	6/12	9/23
Factor 8:	Effective Criminal Justice	0.71	18/66	9/12	18/23

2. Scores for all WJP Rule of Law Index sub-factors

In each graph, a sub-factor is represented by a radius from the center of the circle to the periphery. The center of each circle corresponds to the lowest possible score for each sub-factor (0.00); the outer edge of the circle marks the highest possible score (1.00).

Key —  Belgium  Top Score  High Income  Western Europe & North America



1. WJP Rule of Law Index

Income
Lower Middle

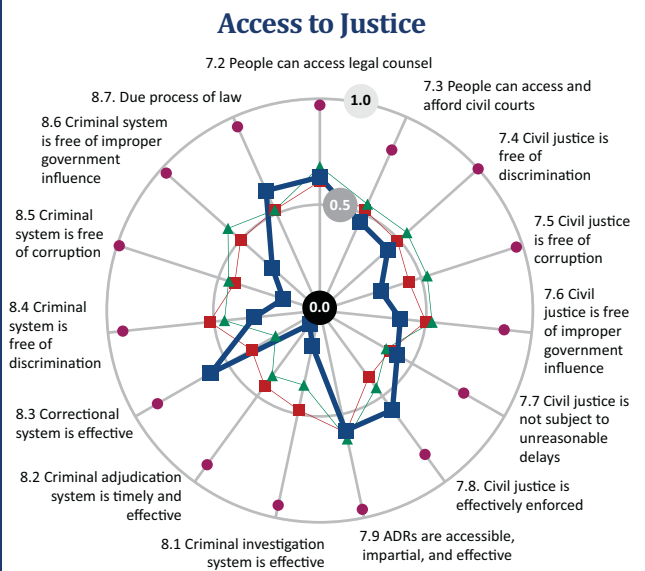
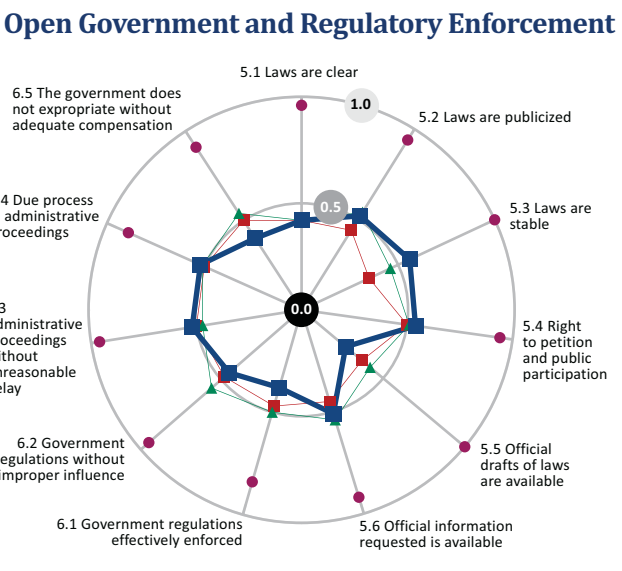
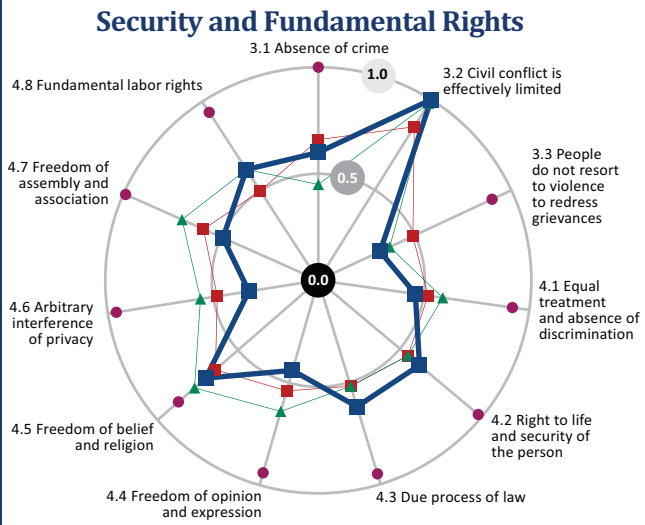
Region
Latin America
& Caribbean

Population
10m (2010)
67% Urban
41% in three
largest cities

WJP Rule of Law Index Factors		Score	Global Ranking	Regional Ranking	Income Group Ranking
Factor 1:	Limited Government Powers	0.40	56/66	11/12	13/16
Factor 2:	Absence of Corruption	0.29	60/66	12/12	14/16
Factor 3:	Order and Security	0.64	49/66	3/12	12/16
Factor 4:	Fundamental Rights	0.54	49/66	11/12	9/16
Factor 5:	Open Government	0.47	34/66	6/12	5/16
Factor 6:	Regulatory Enforcement	0.45	55/66	11/12	12/16
Factor 7:	Access to Civil Justice	0.47	54/66	10/12	12/16
Factor 8:	Effective Criminal Justice	0.32	62/66	10/12	16/16

2. Scores for all WJP Rule of Law Index sub-factors

In each graph, a sub-factor is represented by a radius from the center of the circle to the periphery. The center of each circle corresponds to the lowest possible score for each sub-factor (0.00); the outer edge of the circle marks the highest possible score (1.00).



1. WJP Rule of Law Index

Income
Upper Middle

Region
Latin America
& Caribbean

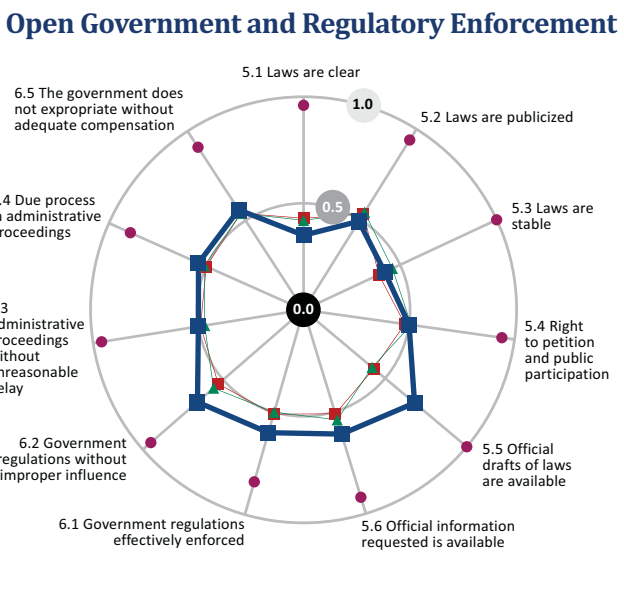
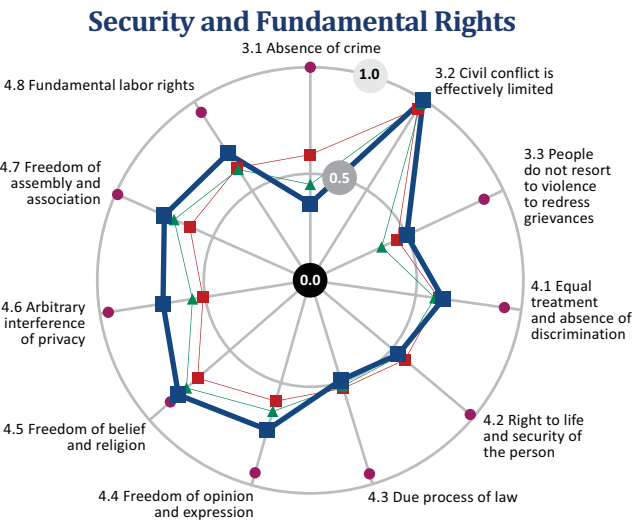
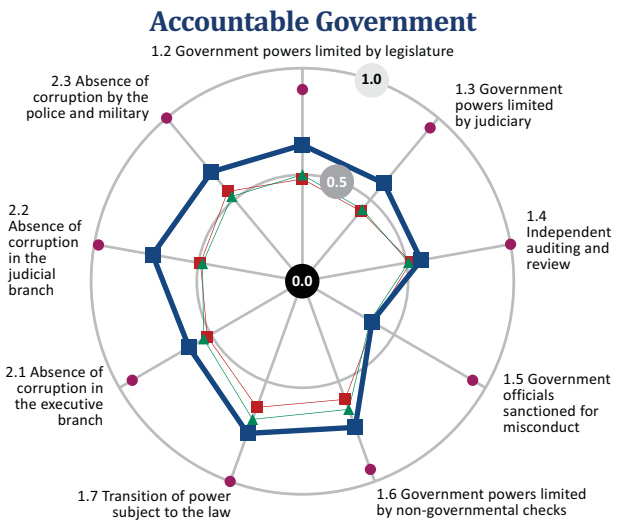
Population
193m (2010)
87% Urban
20% in three
largest cities

WJP Rule of Law Index Factors		Score	Global Ranking	Regional Ranking	Income Group Ranking
Factor 1:	Limited Government Powers	0.61	26/66	3/12	4/19
Factor 2:	Absence of Corruption	0.67	24/66	2/12	2/19
Factor 3:	Order and Security	0.62	51/66	5/12	12/19
Factor 4:	Fundamental Rights	0.67	25/66	3/12	4/19
Factor 5:	Open Government	0.51	30/66	5/12	6/19
Factor 6:	Regulatory Enforcement	0.57	26/66	3/12	3/19
Factor 7:	Access to Civil Justice	0.59	24/66	2/12	3/19
Factor 8:	Effective Criminal Justice	0.48	44/66	5/12	11/19

2. Scores for all WJP Rule of Law Index sub-factors

In each graph, a sub-factor is represented by a radius from the center of the circle to the periphery. The center of each circle corresponds to the lowest possible score for each sub-factor (0.00); the outer edge of the circle marks the highest possible score (1.00).

Key — Brazil Top Score Upper Middle Income Latin America & Caribbean



1. WJP Rule of Law Index

Income
Upper Middle

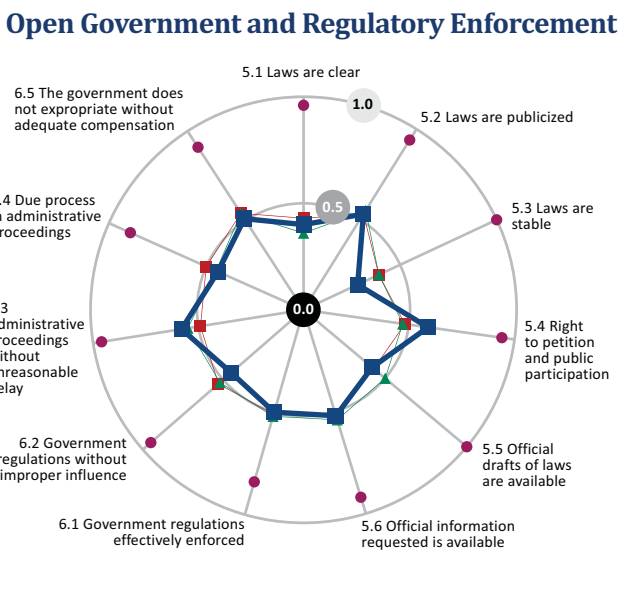
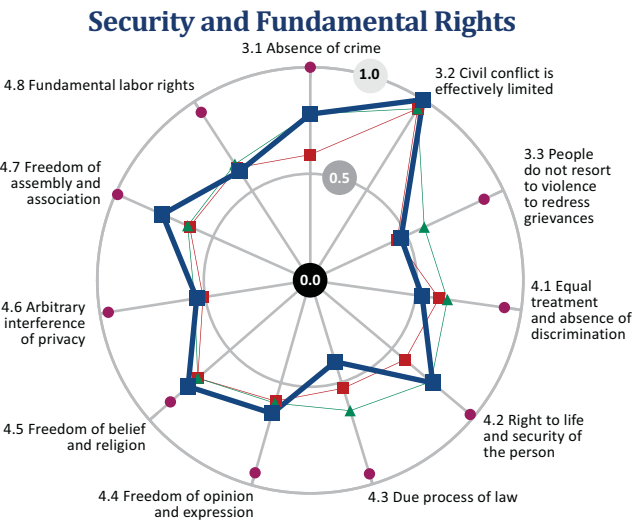
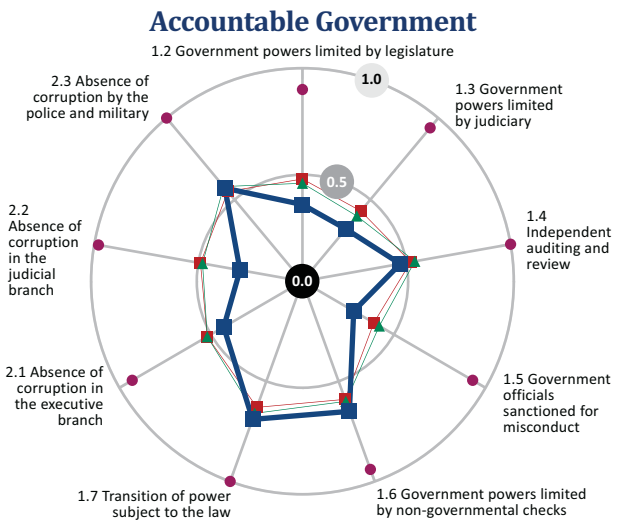
Region
Eastern Europe
& Central Asia

Population
8m (2010)
72% Urban
25% in three
largest cities

WJP Rule of Law Index Factors		Score	Global Ranking	Regional Ranking	Income Group Ranking
Factor 1:	Limited Government Powers	0.46	50/66	7/12	14/19
Factor 2:	Absence of Corruption	0.43	50/66	9/12	16/19
Factor 3:	Order and Security	0.75	32/66	10/12	5/19
Factor 4:	Fundamental Rights	0.63	37/66	7/12	11/19
Factor 5:	Open Government	0.46	37/66	6/12	8/19
Factor 6:	Regulatory Enforcement	0.50	45/66	8/12	13/19
Factor 7:	Access to Civil Justice	0.55	38/66	8/12	11/19
Factor 8:	Effective Criminal Justice	0.30	64/66	12/12	18/19

2. Scores for all WJP Rule of Law Index sub-factors

In each graph, a sub-factor is represented by a radius from the center of the circle to the periphery. The center of each circle corresponds to the lowest possible score for each sub-factor (0.00); the outer edge of the circle marks the highest possible score (1.00).

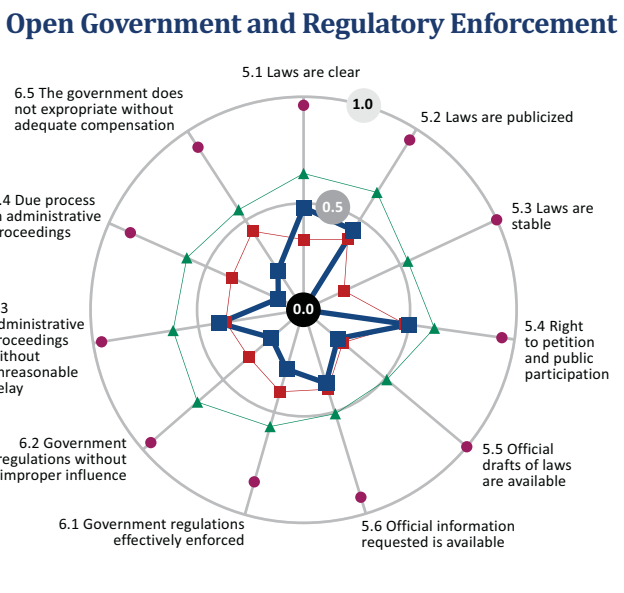
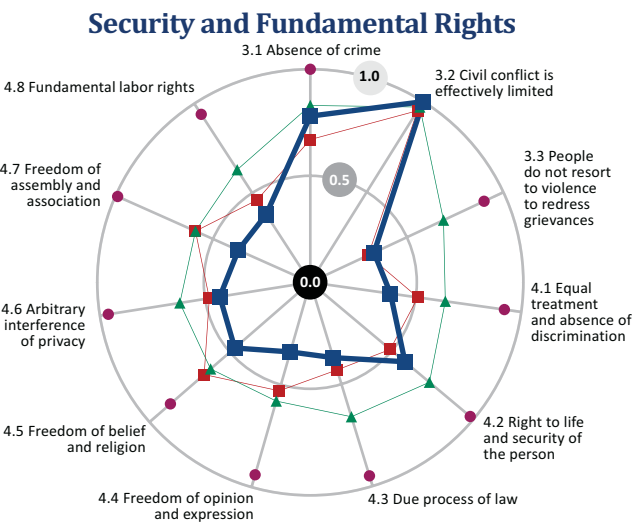


1. WJP Rule of Law Index

Income	WJP Rule of Law Index Factors	Score	Global Ranking	Regional Ranking	Income Group Ranking
Low	Factor 1: Limited Government Powers	0.31	65/66	13/13	8/8
Region	Factor 2: Absence of Corruption	0.16	66/66	13/13	8/8
East Asia & Pacific	Factor 3: Order and Security	0.70	41/66	13/13	2/8
Population	Factor 4: Fundamental Rights	0.41	62/66	12/13	7/8
14m (2010)	Factor 5: Open Government	0.33	61/66	13/13	6/8
23% Urban	Factor 6: Regulatory Enforcement	0.25	65/66	13/13	7/8
13% in three largest cities	Factor 7: Access to Civil Justice	0.36	64/66	13/13	7/8
	Factor 8: Effective Criminal Justice	0.39	55/66	13/13	6/8

2. Scores for all WJP Rule of Law Index sub-factors

In each graph, a sub-factor is represented by a radius from the center of the circle to the periphery. The center of each circle corresponds to the lowest possible score for each sub-factor (0.00); the outer edge of the circle marks the highest possible score (1.00).



1. WJP Rule of Law Index

Income
Lower Middle

Region
Sub-Saharan
Africa

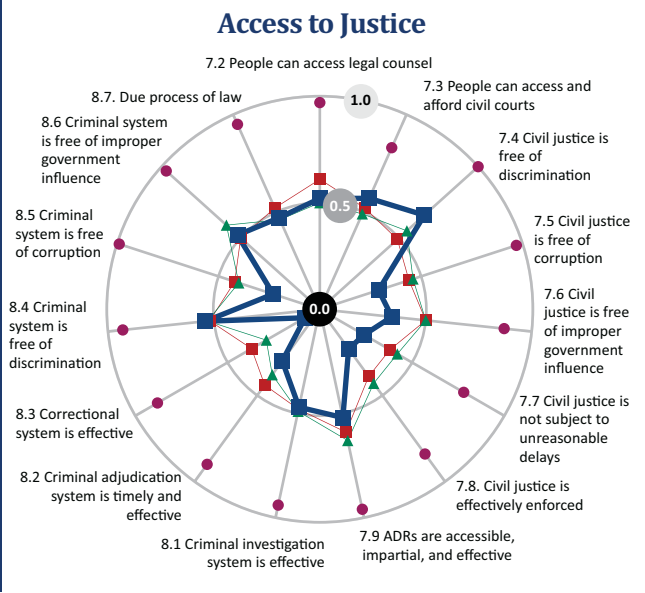
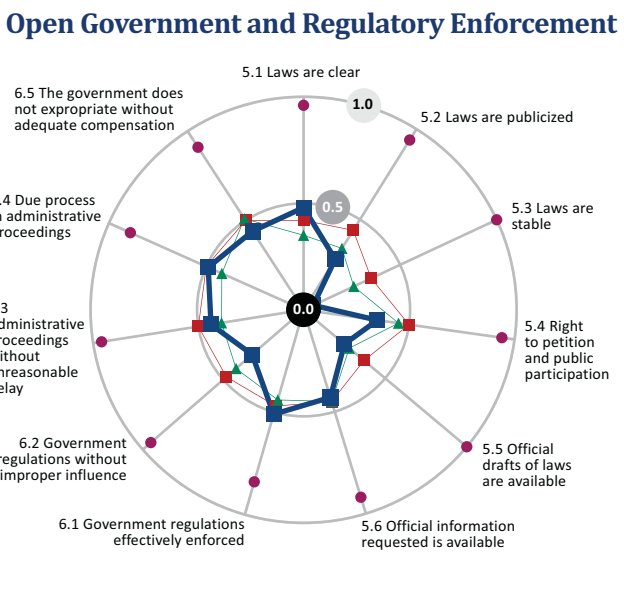
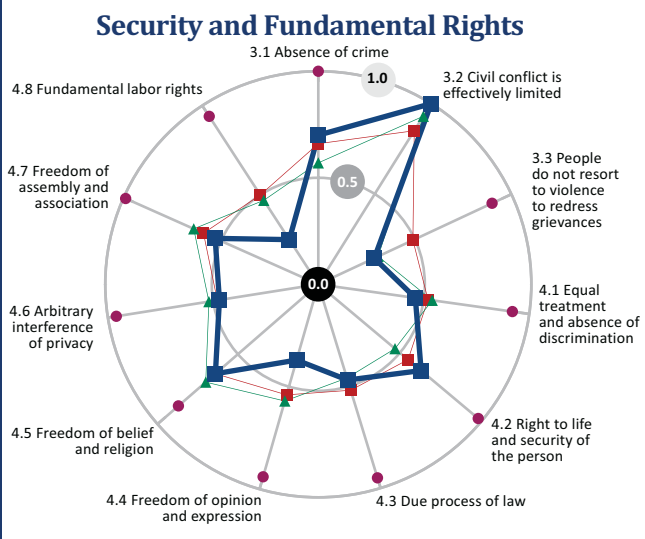
Population
20m (2010)
58% Urban
20% in three
largest cities

WJP Rule of Law Index Factors		Score	Global Ranking	Regional Ranking	Income Group Ranking
Factor 1:	Limited Government Powers	0.36	62/66	8/9	15/16
Factor 2:	Absence of Corruption	0.24	64/66	9/9	15/16
Factor 3:	Order and Security	0.66	46/66	2/9	10/16
Factor 4:	Fundamental Rights	0.48	57/66	7/9	13/16
Factor 5:	Open Government	0.31	63/66	7/9	15/16
Factor 6:	Regulatory Enforcement	0.44	57/66	6/9	14/16
Factor 7:	Access to Civil Justice	0.42	61/66	8/9	14/16
Factor 8:	Effective Criminal Justice	0.37	58/66	8/9	13/16

2. Scores for all WJP Rule of Law Index sub-factors

In each graph, a sub-factor is represented by a radius from the center of the circle to the periphery. The center of each circle corresponds to the lowest possible score for each sub-factor (0.00); the outer edge of the circle marks the highest possible score (1.00).

Key —  Cameroon  Top Score  Lower Middle Income  Sub-Saharan Africa



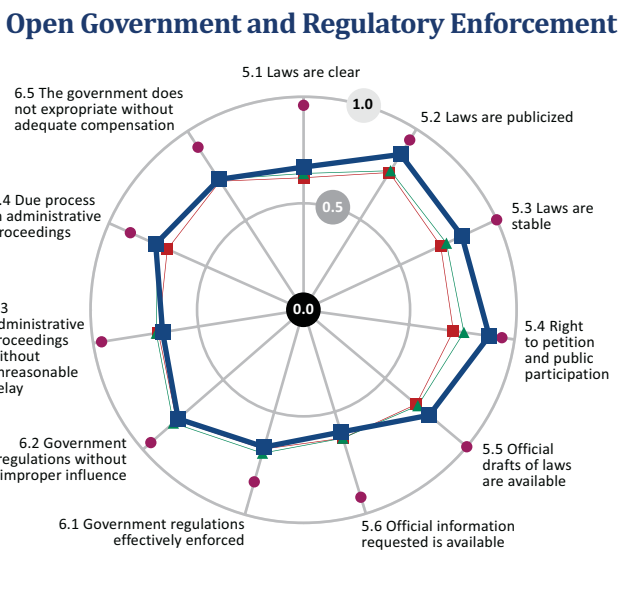
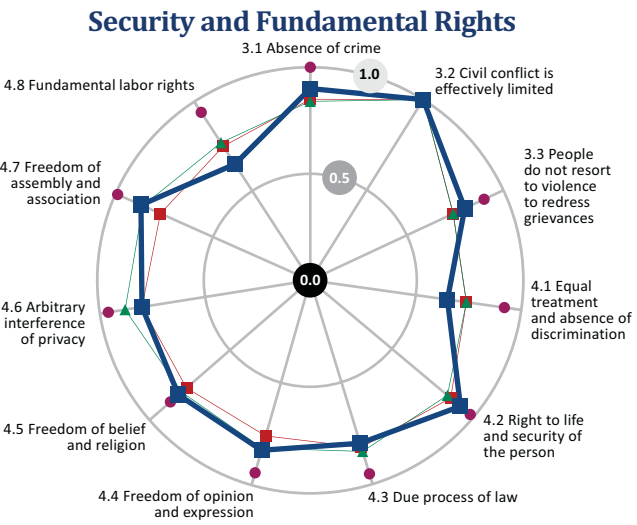
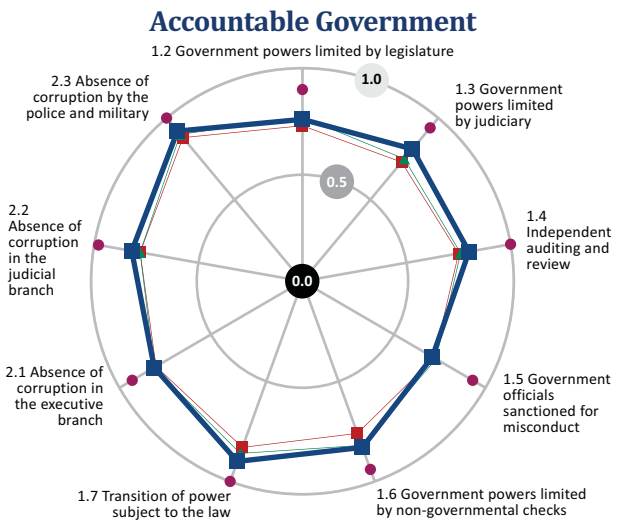
1. WJP Rule of Law Index

Income	WJP Rule of Law Index Factors	Score	Global Ranking	Regional Ranking	Income Group Ranking
High	Factor 1: Limited Government Powers	0.80	7/66	5/12	7/23
Region Western Europe & North America	Factor 2: Absence of Corruption	0.85	11/66	5/12	11/23
Population 34m (2010) 81% Urban 34% in three largest cities	Factor 3: Order and Security	0.90	7/66	3/12	7/23
	Factor 4: Fundamental Rights	0.79	14/66	9/12	14/23
	Factor 5: Open Government	0.77	6/66	4/12	6/23
	Factor 6: Regulatory Enforcement	0.72	13/66	7/12	13/23
	Factor 7: Access to Civil Justice	0.66	16/66	9/12	16/23
	Factor 8: Effective Criminal Justice	0.76	10/66	6/12	10/23

2. Scores for all WJP Rule of Law Index sub-factors

In each graph, a sub-factor is represented by a radius from the center of the circle to the periphery. The center of each circle corresponds to the lowest possible score for each sub-factor (0.00); the outer edge of the circle marks the highest possible score (1.00).

Key —  Canada  Top Score  High Income  Western Europe & North America



1. WJP Rule of Law Index

Income
Upper Middle

Region
Latin America
& Caribbean

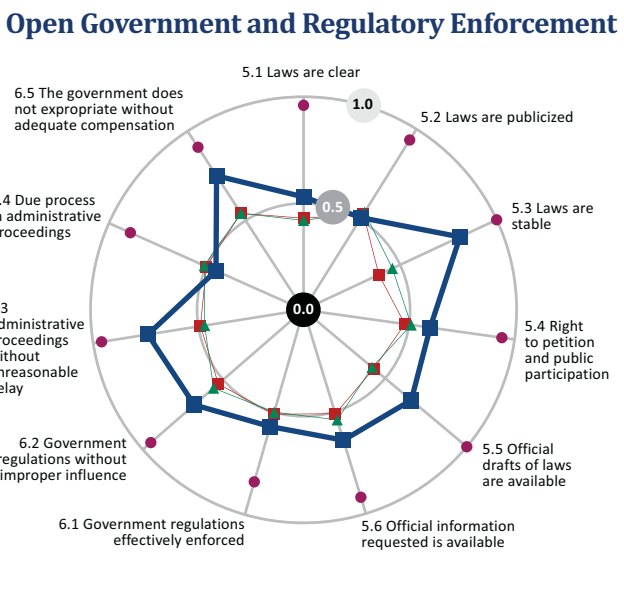
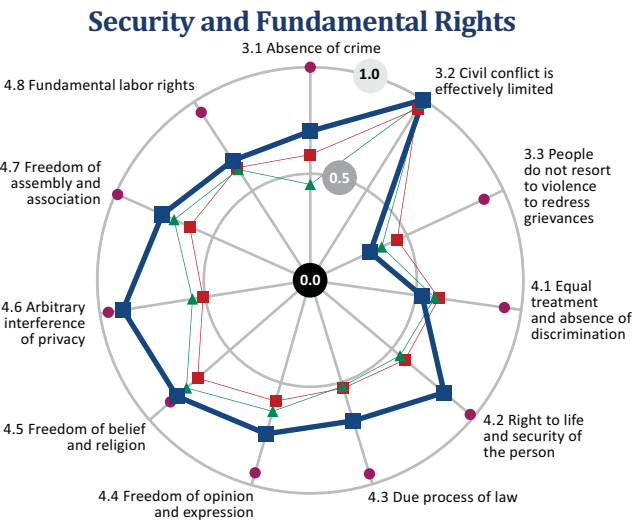
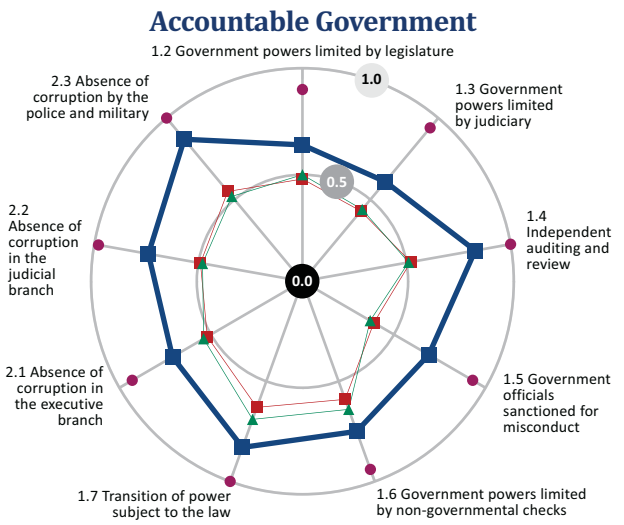
Population
17m (2010)
89% Urban
43% in three
largest cities

WJP Rule of Law Index Factors		Score	Global Ranking	Regional Ranking	Income Group Ranking
Factor 1:	Limited Government Powers	0.73	17/66	1/12	1/19
Factor 2:	Absence of Corruption	0.77	18/66	1/12	1/19
Factor 3:	Order and Security	0.67	44/66	1/12	9/19
Factor 4:	Fundamental Rights	0.74	18/66	1/12	1/19
Factor 5:	Open Government	0.63	16/66	1/12	1/19
Factor 6:	Regulatory Enforcement	0.64	20/66	1/12	1/19
Factor 7:	Access to Civil Justice	0.65	18/66	1/12	1/19
Factor 8:	Effective Criminal Justice	0.59	27/66	1/12	2/19

2. Scores for all WJP Rule of Law Index sub-factors

In each graph, a sub-factor is represented by a radius from the center of the circle to the periphery. The center of each circle corresponds to the lowest possible score for each sub-factor (0.00); the outer edge of the circle marks the highest possible score (1.00).

Key — Chile Top Score Upper Middle Income Latin America & Caribbean



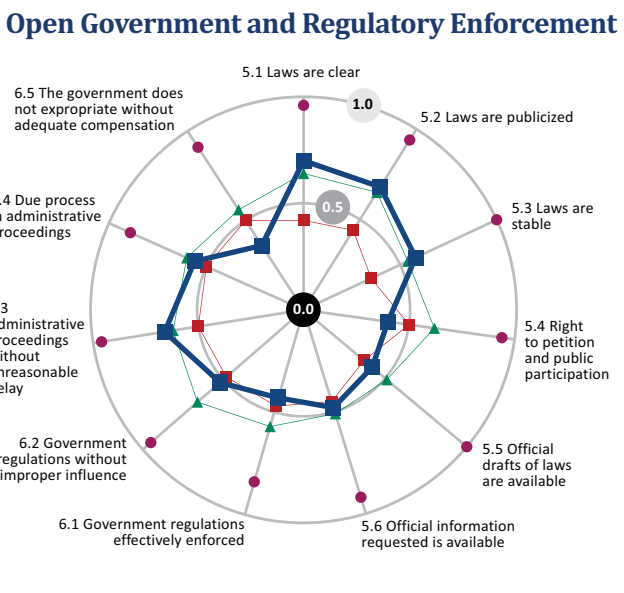
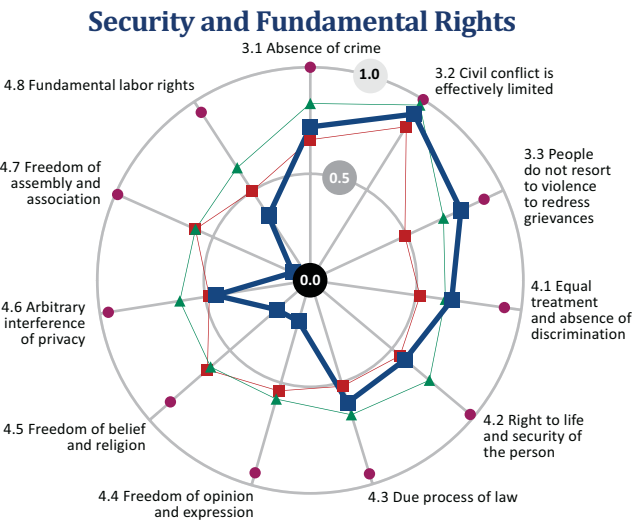
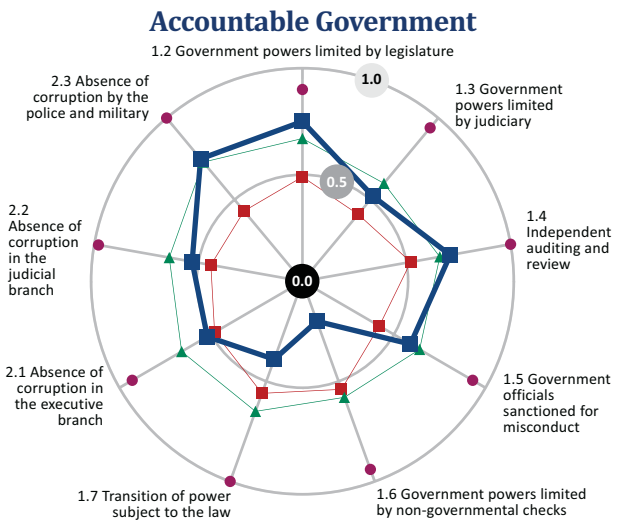
1. WJP Rule of Law Index

Income	WJP Rule of Law Index Factors	Score	Global Ranking	Regional Ranking	Income Group Ranking
Lower Middle	Factor 1: Limited Government Powers	0.53	37/66	11/13	7/16
Region	Factor 2: Absence of Corruption	0.60	31/66	9/13	3/16
East Asia & Pacific	Factor 3: Order and Security	0.81	25/66	9/13	2/16
Population	Factor 4: Fundamental Rights	0.40	64/66	13/13	16/16
1,341m (2010)	Factor 5: Open Government	0.54	26/66	7/13	2/16
45% Urban	Factor 6: Regulatory Enforcement	0.50	43/66	12/13	8/16
3% in three largest cities	Factor 7: Access to Civil Justice	0.52	44/66	8/13	6/16
	Factor 8: Effective Criminal Justice	0.61	25/66	8/13	2/16

2. Scores for all WJP Rule of Law Index sub-factors

In each graph, a sub-factor is represented by a radius from the center of the circle to the periphery. The center of each circle corresponds to the lowest possible score for each sub-factor (0.00); the outer edge of the circle marks the highest possible score (1.00).

Key — ■ China ● Top Score ■ Lower Middle Income ▲ East Asia & Pacific



1. WJP Rule of Law Index

Income
Upper Middle

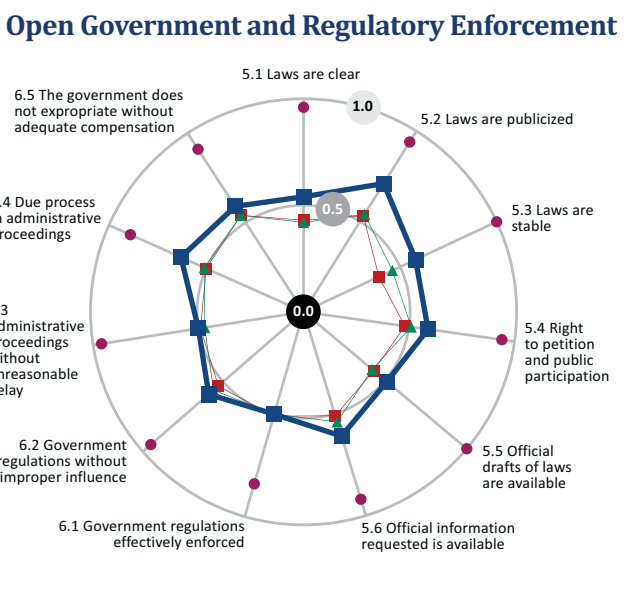
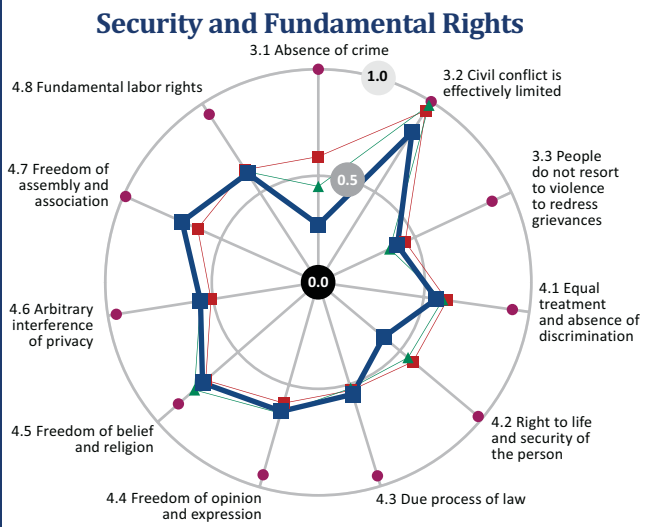
Region
Latin America
& Caribbean

Population
46m (2010)
75% Urban
31% in three
largest cities

WJP Rule of Law Index Factors		Score	Global Ranking	Regional Ranking	Income Group Ranking
Factor 1:	Limited Government Powers	0.61	27/66	4/12	5/19
Factor 2:	Absence of Corruption	0.56	34/66	5/12	7/19
Factor 3:	Order and Security	0.50	64/66	12/12	19/19
Factor 4:	Fundamental Rights	0.59	42/66	8/12	12/19
Factor 5:	Open Government	0.59	18/66	2/12	2/19
Factor 6:	Regulatory Enforcement	0.56	27/66	4/12	4/19
Factor 7:	Access to Civil Justice	0.58	29/66	3/12	7/19
Factor 8:	Effective Criminal Justice	0.43	49/66	6/12	14/19

2. Scores for all WJP Rule of Law Index sub-factors

In each graph, a sub-factor is represented by a radius from the center of the circle to the periphery. The center of each circle corresponds to the lowest possible score for each sub-factor (0.00); the outer edge of the circle marks the highest possible score (1.00).

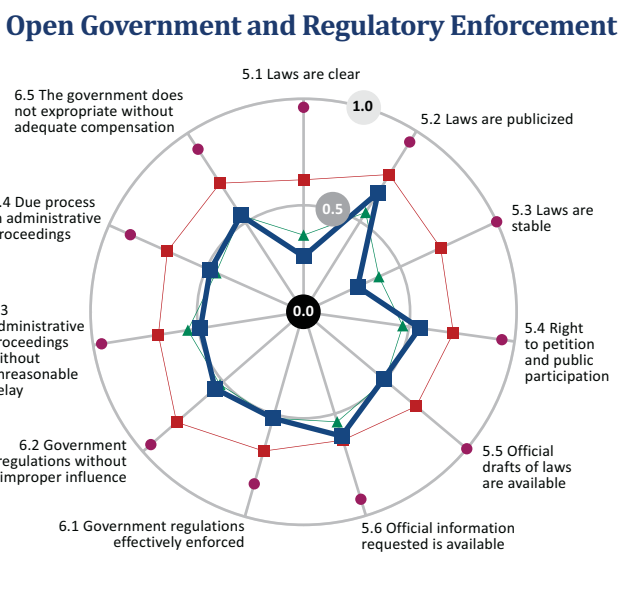
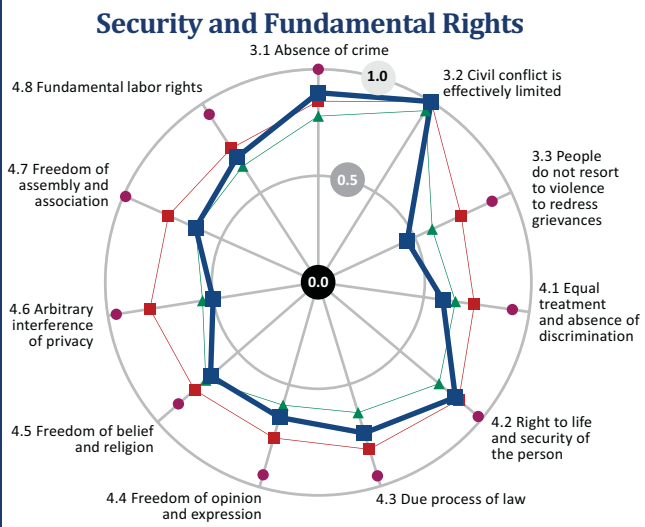
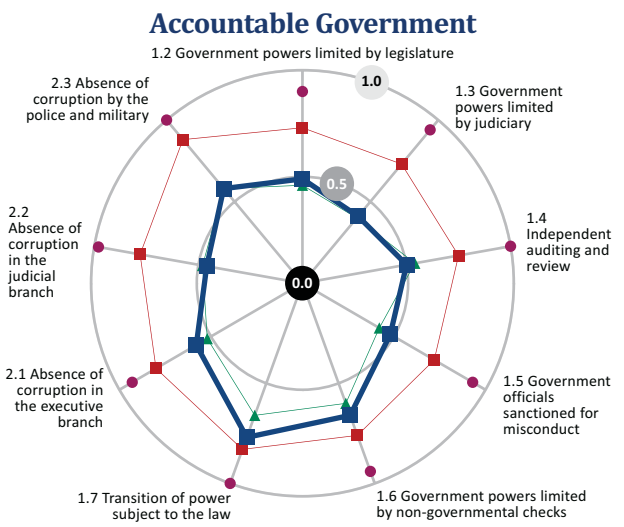


1. WJP Rule of Law Index

Income	WJP Rule of Law Index Factors		Score	Global Ranking	Regional Ranking	Income Group Ranking
High	Factor 1:	Limited Government Powers	0.55	33/66	4/12	23/23
Region Eastern Europe & Central Asia	Factor 2:	Absence of Corruption	0.54	35/66	5/12	23/23
	Factor 3:	Order and Security	0.78	29/66	7/12	22/23
Population 4m (2010) 58% Urban 23% in three largest cities	Factor 4:	Fundamental Rights	0.67	26/66	5/12	21/23
	Factor 5:	Open Government	0.47	33/66	4/12	22/23
	Factor 6:	Regulatory Enforcement	0.52	37/66	6/12	23/23
	Factor 7:	Access to Civil Justice	0.57	32/66	6/12	22/23
	Factor 8:	Effective Criminal Justice	0.50	37/66	6/12	23/23

2. Scores for all WJP Rule of Law Index sub-factors

In each graph, a sub-factor is represented by a radius from the center of the circle to the periphery. The center of each circle corresponds to the lowest possible score for each sub-factor (0.00); the outer edge of the circle marks the highest possible score (1.00).

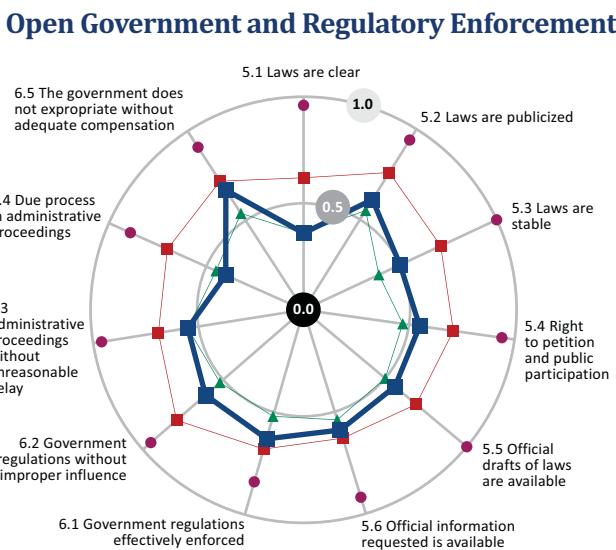
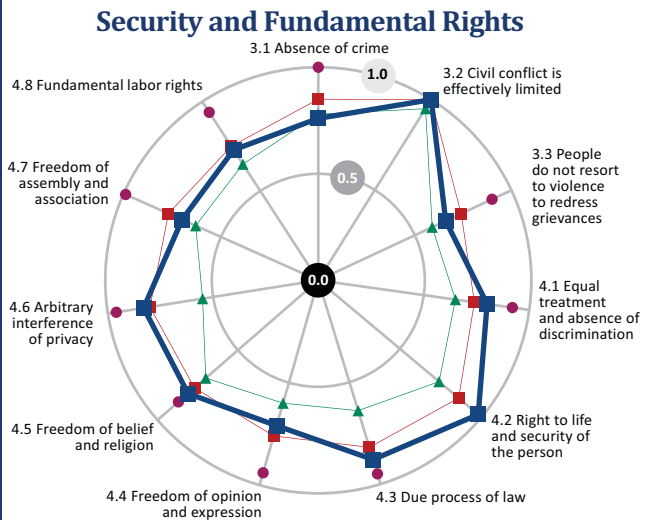
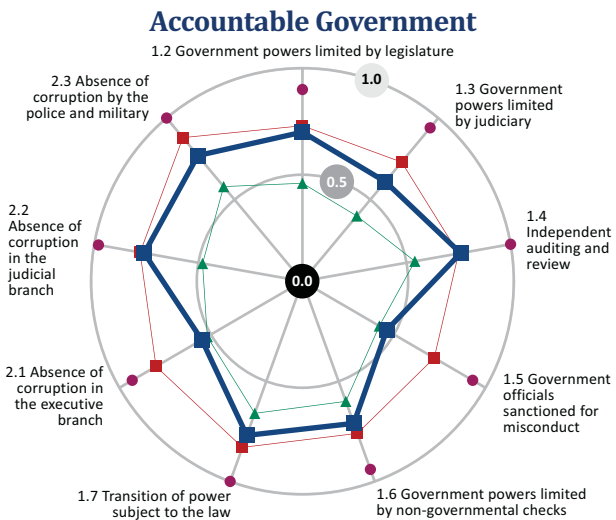


1. WJP Rule of Law Index

Income	WJP Rule of Law Index Factors	Score	Global Ranking	Regional Ranking	Income Group Ranking
High	Factor 1: Limited Government Powers	0.67	21/66	3/12	19/23
Region	Factor 2: Absence of Corruption	0.69	23/66	3/12	22/23
Eastern Europe & Central Asia	Factor 3: Order and Security	0.81	23/66	4/12	20/23
Population	Factor 4: Fundamental Rights	0.81	9/66	2/12	9/23
11m (2010)	Factor 5: Open Government	0.53	28/66	3/12	21/23
74% Urban	Factor 6: Regulatory Enforcement	0.57	25/66	3/12	21/23
17% in three largest cities	Factor 7: Access to Civil Justice	0.64	20/66	2/12	19/23
	Factor 8: Effective Criminal Justice	0.76	11/66	1/12	11/23

2. Scores for all WJP Rule of Law Index sub-factors

In each graph, a sub-factor is represented by a radius from the center of the circle to the periphery. The center of each circle corresponds to the lowest possible score for each sub-factor (0.00); the outer edge of the circle marks the highest possible score (1.00).



1. WJP Rule of Law Index

Income
Upper Middle

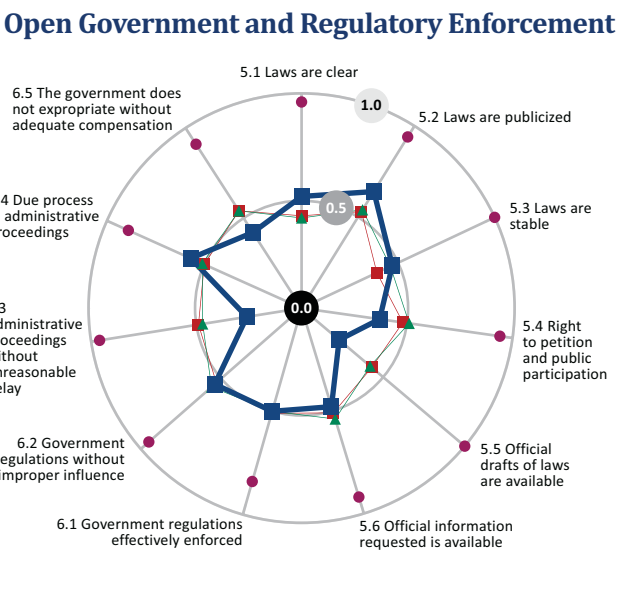
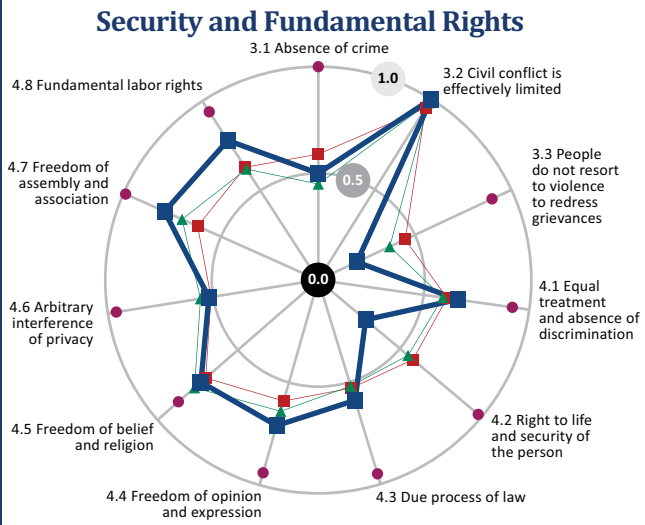
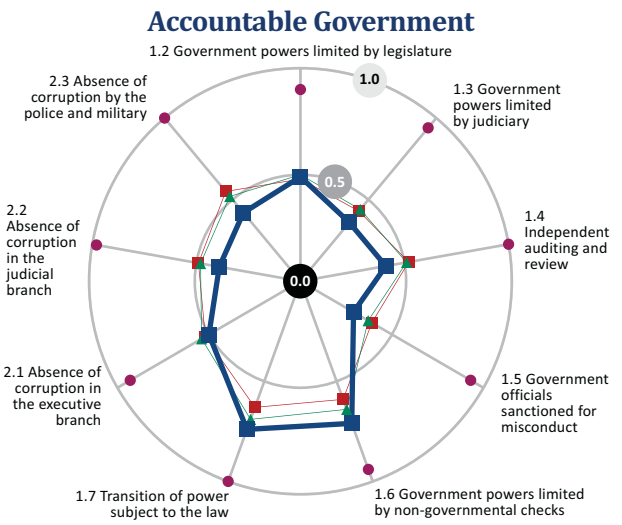
Region
Latin America & Caribbean

Population
10m (2010)
71% Urban
31% in three largest cities

WJP Rule of Law Index Factors		Score	Global Ranking	Regional Ranking	Income Group Ranking
Factor 1:	Limited Government Powers	0.50	46/66	8/12	11/19
Factor 2:	Absence of Corruption	0.44	49/66	9/12	15/19
Factor 3:	Order and Security	0.57	57/66	10/12	16/19
Factor 4:	Fundamental Rights	0.63	35/66	7/12	10/19
Factor 5:	Open Government	0.45	39/66	8/12	9/19
Factor 6:	Regulatory Enforcement	0.46	52/66	9/12	16/19
Factor 7:	Access to Civil Justice	0.54	39/66	7/12	12/19
Factor 8:	Effective Criminal Justice	0.48	43/66	4/12	10/19

2. Scores for all WJP Rule of Law Index sub-factors

In each graph, a sub-factor is represented by a radius from the center of the circle to the periphery. The center of each circle corresponds to the lowest possible score for each sub-factor (0.00); the outer edge of the circle marks the highest possible score (1.00).



1. WJP Rule of Law Index

Income
Lower Middle

Region
Latin America & Caribbean

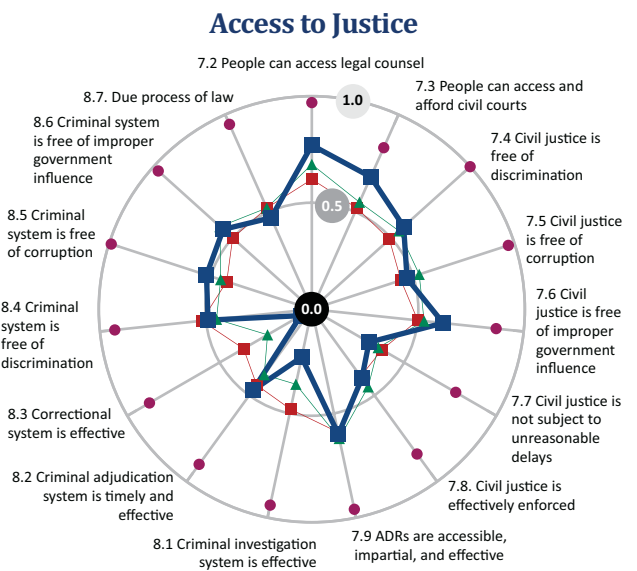
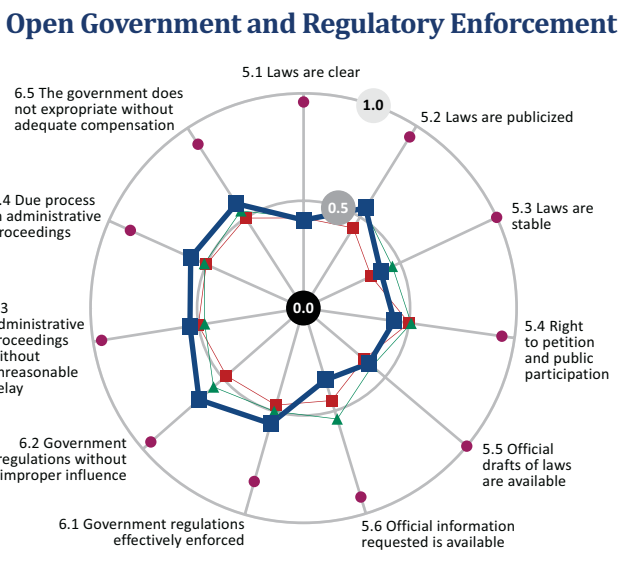
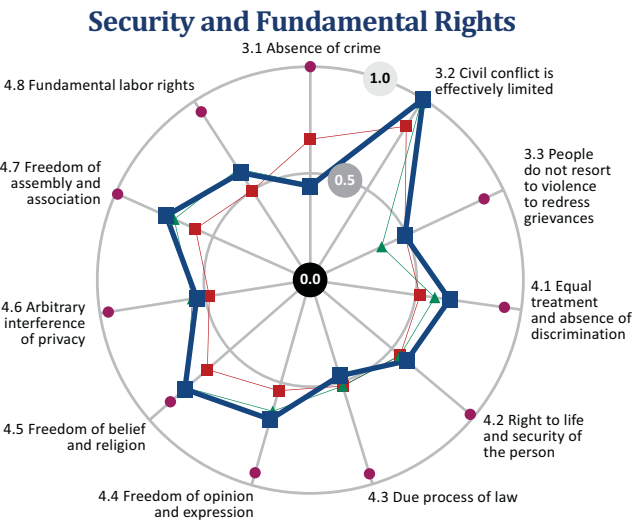
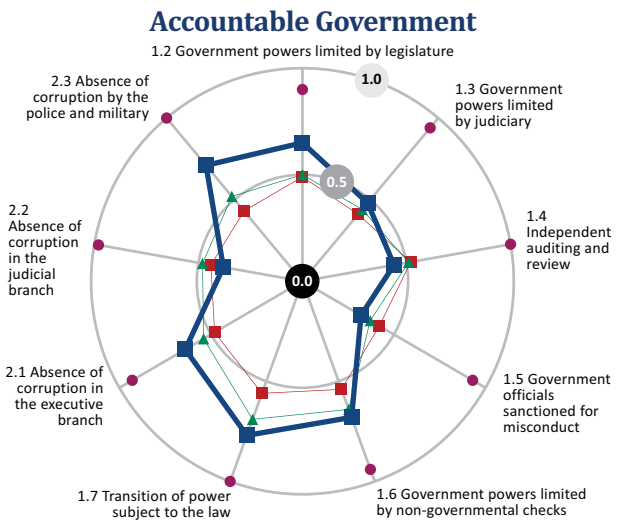
Population
6m (2010)
61% Urban
34% in three largest cities

WJP Rule of Law Index Factors		Score	Global Ranking	Regional Ranking	Income Group Ranking
Factor 1:	Limited Government Powers	0.56	32/66	5/12	4/16
Factor 2:	Absence of Corruption	0.58	32/66	4/12	4/16
Factor 3:	Order and Security	0.64	48/66	2/12	11/16
Factor 4:	Fundamental Rights	0.63	34/66	6/12	3/16
Factor 5:	Open Government	0.43	47/66	10/12	10/16
Factor 6:	Regulatory Enforcement	0.58	24/66	2/12	2/16
Factor 7:	Access to Civil Justice	0.55	37/66	6/12	3/16
Factor 8:	Effective Criminal Justice	0.40	54/66	8/12	12/16

2. Scores for all WJP Rule of Law Index sub-factors

In each graph, a sub-factor is represented by a radius from the center of the circle to the periphery. The center of each circle corresponds to the lowest possible score for each sub-factor (0.00); the outer edge of the circle marks the highest possible score (1.00).

Key — ■ El Salvador ● Top Score ■ Lower Middle Income ▲ Latin America & Caribbean



1. WJP Rule of Law Index

Income
High

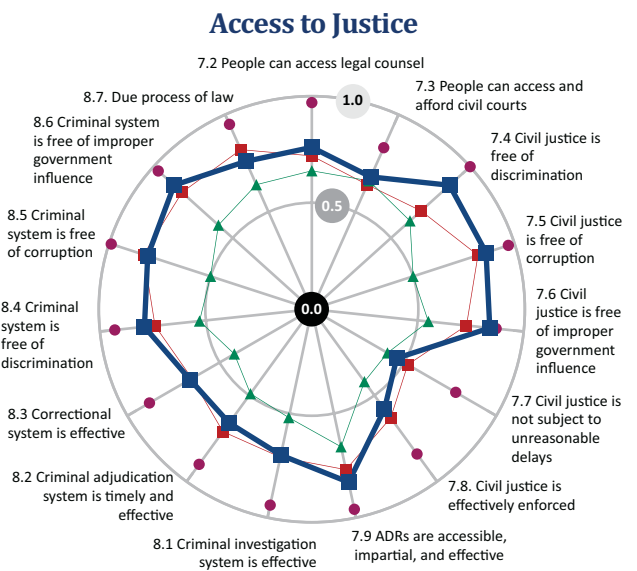
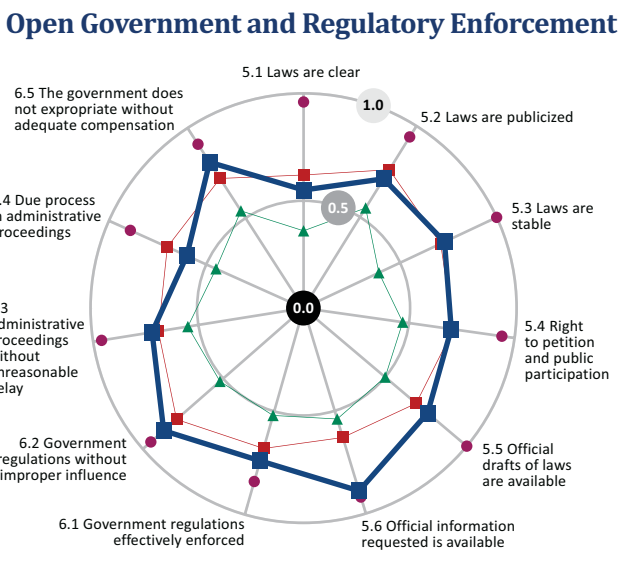
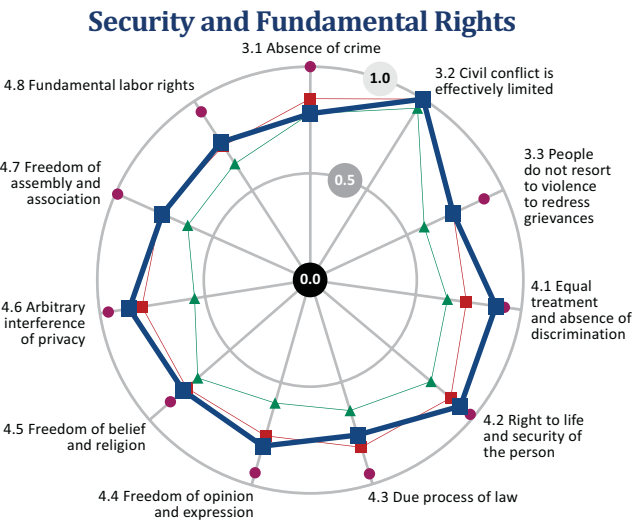
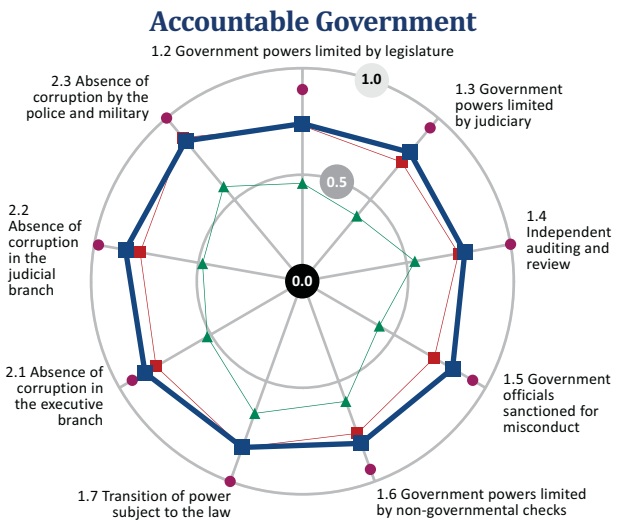
Region
Eastern Europe
& Central Asia

Population
1m (2010)
70% Urban
43% in three
largest cities

WJP Rule of Law Index Factors		Score	Global Ranking	Regional Ranking	Income Group Ranking
Factor 1:	Limited Government Powers	0.79	10/66	1/12	10/23
Factor 2:	Absence of Corruption	0.86	10/66	1/12	10/23
Factor 3:	Order and Security	0.84	17/66	1/12	16/23
Factor 4:	Fundamental Rights	0.82	8/66	1/12	8/23
Factor 5:	Open Government	0.72	13/66	1/12	13/23
Factor 6:	Regulatory Enforcement	0.75	10/66	1/12	10/23
Factor 7:	Access to Civil Justice	0.73	6/66	1/12	6/23
Factor 8:	Effective Criminal Justice	0.75	14/66	2/12	14/23

2. Scores for all WJP Rule of Law Index sub-factors

In each graph, a sub-factor is represented by a radius from the center of the circle to the periphery. The center of each circle corresponds to the lowest possible score for each sub-factor (0.00); the outer edge of the circle marks the highest possible score (1.00).



1. WJP Rule of Law Index

Income

Low

Region

Sub-Saharan Africa

Population

85m (2010)

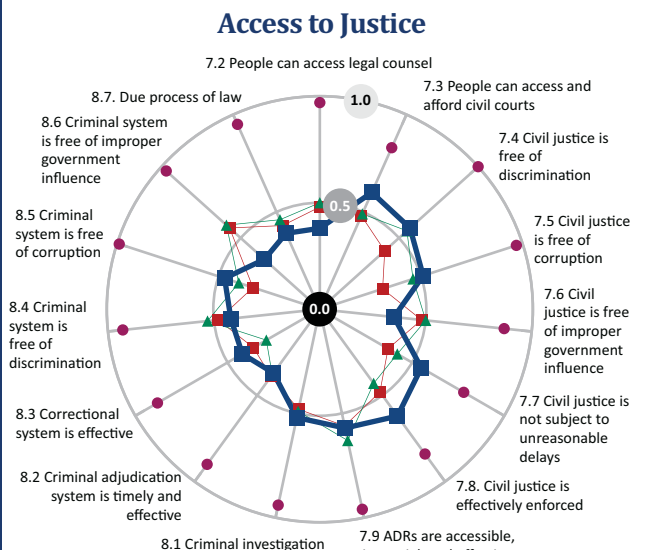
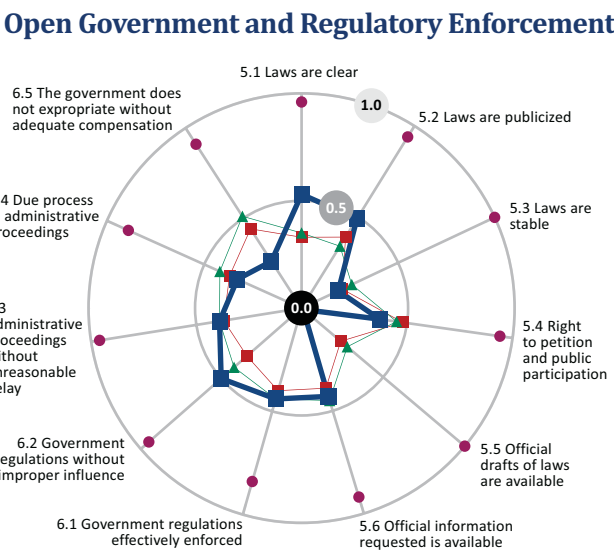
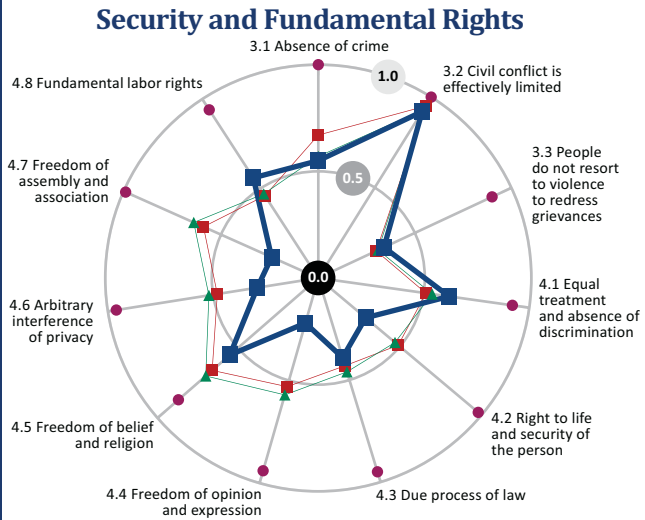
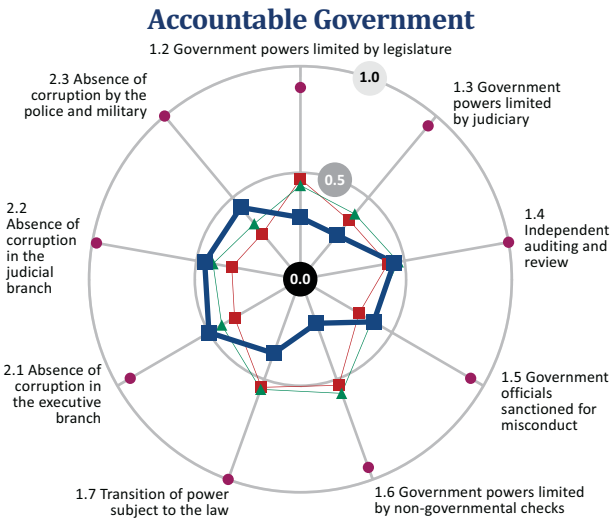
18% Urban
5% in three largest cities

WJP Rule of Law Index Factors		Score	Global Ranking	Regional Ranking	Income Group Ranking
Factor 1:	Limited Government Powers	0.33	63/66	9/9	7/8
Factor 2:	Absence of Corruption	0.47	44/66	4/9	2/8
Factor 3:	Order and Security	0.60	54/66	4/9	5/8
Factor 4:	Fundamental Rights	0.39	65/66	9/9	8/8
Factor 5:	Open Government	0.34	60/66	5/9	5/8
Factor 6:	Regulatory Enforcement	0.38	62/66	7/9	5/8
Factor 7:	Access to Civil Justice	0.52	42/66	4/9	2/8
Factor 8:	Effective Criminal Justice	0.42	50/66	6/9	5/8

2. Scores for all WJP Rule of Law Index sub-factors

In each graph, a sub-factor is represented by a radius from the center of the circle to the periphery. The center of each circle corresponds to the lowest possible score for each sub-factor (0.00); the outer edge of the circle marks the highest possible score (1.00).

Key —  Ethiopia  Top Score  Low Income  Sub-Saharan Africa

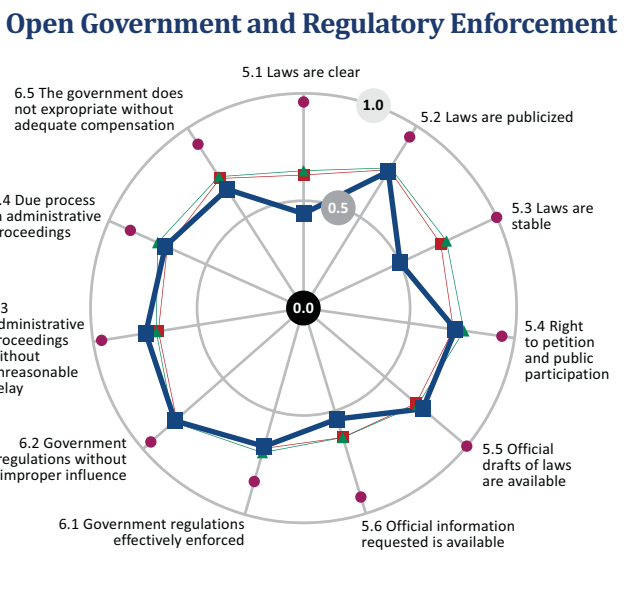
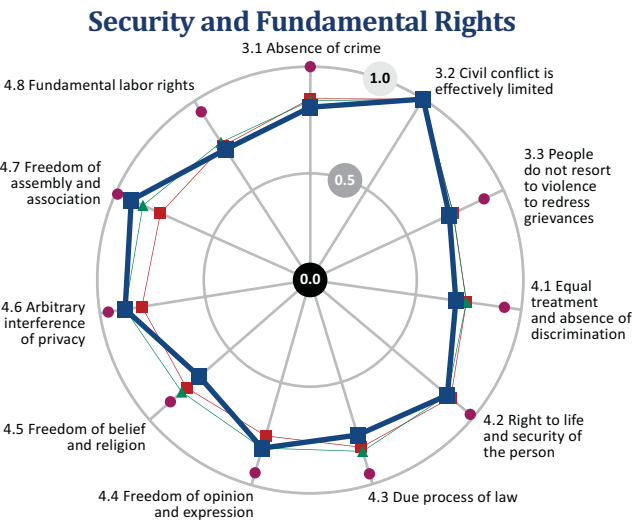
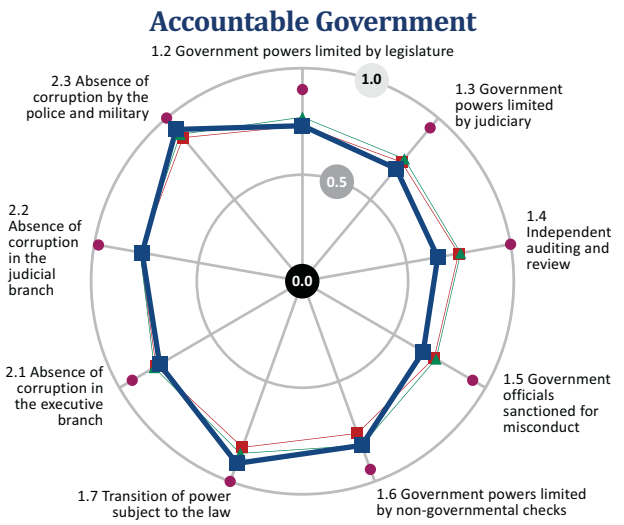


1. WJP Rule of Law Index

Income	WJP Rule of Law Index Factors	Score	Global Ranking	Regional Ranking	Income Group Ranking
High	Factor 1: Limited Government Powers	0.74	15/66	9/12	15/23
Region	Factor 2: Absence of Corruption	0.83	14/66	7/12	14/23
Western Europe & North America	Factor 3: Order and Security	0.84	16/66	9/12	15/23
Population	Factor 4: Fundamental Rights	0.79	15/66	10/12	15/23
63m (2010)	Factor 5: Open Government	0.61	17/66	10/12	16/23
78% Urban	Factor 6: Regulatory Enforcement	0.72	14/66	8/12	14/23
20% in three largest cities	Factor 7: Access to Civil Justice	0.67	14/66	8/12	14/23
	Factor 8: Effective Criminal Justice	0.68	22/66	12/12	22/23

2. Scores for all WJP Rule of Law Index sub-factors

In each graph, a sub-factor is represented by a radius from the center of the circle to the periphery. The center of each circle corresponds to the lowest possible score for each sub-factor (0.00); the outer edge of the circle marks the highest possible score (1.00).



1. WJP Rule of Law Index

Income
High

Region
Western Europe
& North America

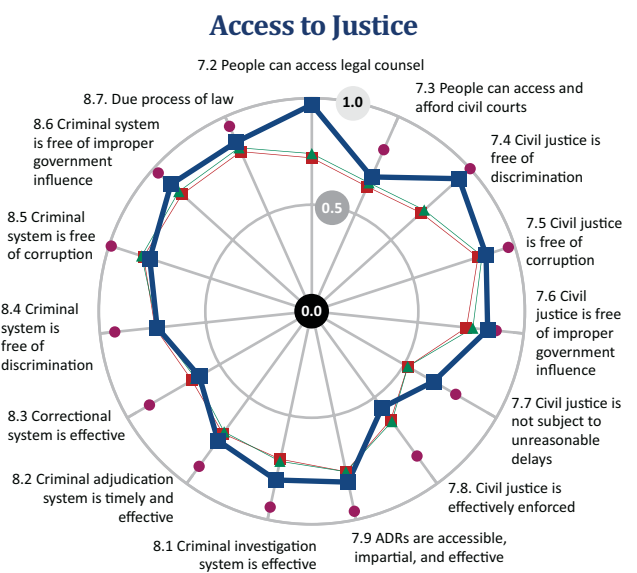
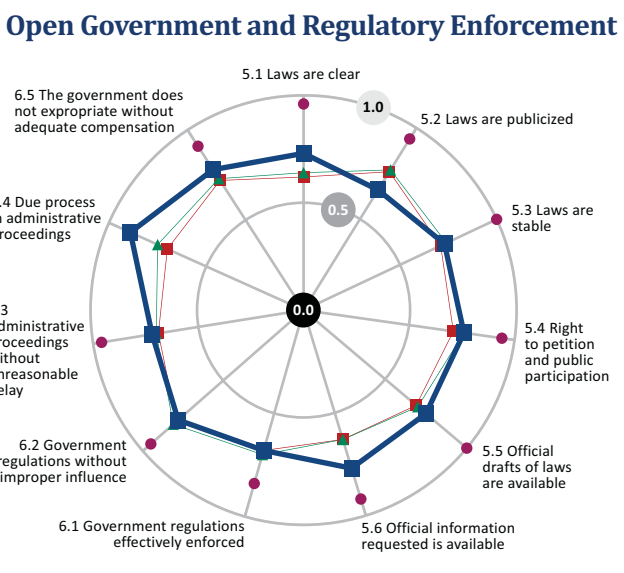
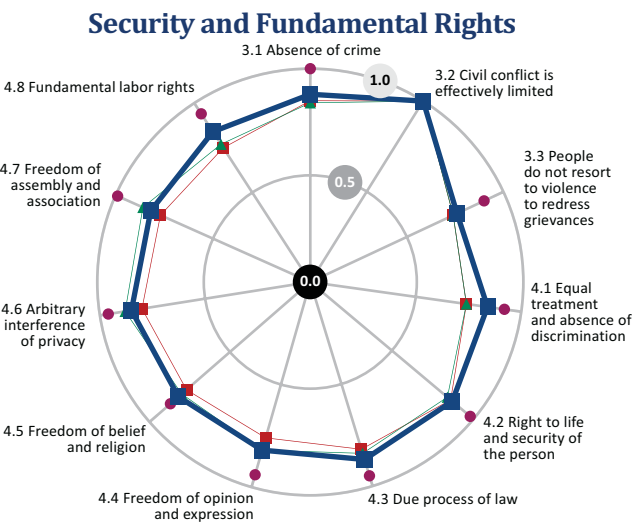
Population
82m (2010)
74% Urban
8% in three
largest cities

WJP Rule of Law Index Factors		Score	Global Ranking	Regional Ranking	Income Group Ranking
Factor 1:	Limited Government Powers	0.81	6/66	4/12	6/23
Factor 2:	Absence of Corruption	0.83	12/66	6/12	12/23
Factor 3:	Order and Security	0.88	9/66	5/12	9/23
Factor 4:	Fundamental Rights	0.84	6/66	5/12	6/23
Factor 5:	Open Government	0.73	11/66	7/12	11/23
Factor 6:	Regulatory Enforcement	0.77	8/66	5/12	8/23
Factor 7:	Access to Civil Justice	0.79	2/66	2/12	2/23
Factor 8:	Effective Criminal Justice	0.78	9/66	5/12	9/23

2. Scores for all WJP Rule of Law Index sub-factors

In each graph, a sub-factor is represented by a radius from the center of the circle to the periphery. The center of each circle corresponds to the lowest possible score for each sub-factor (0.00); the outer edge of the circle marks the highest possible score (1.00).

Key — Germany Top Score High Income Western Europe & North America

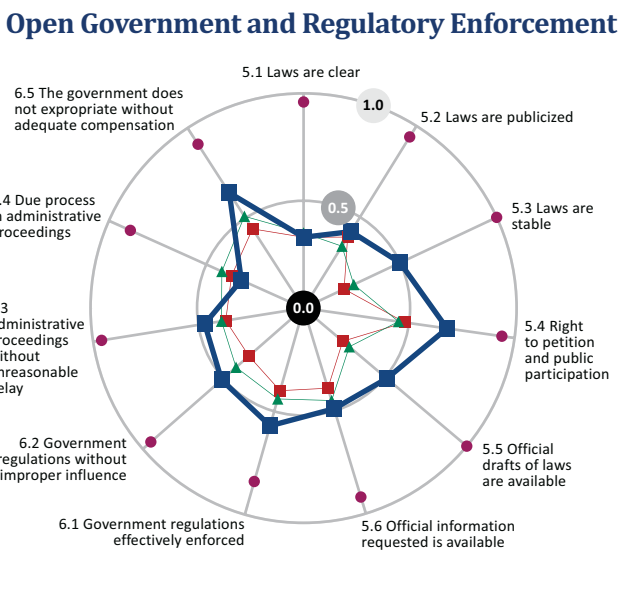
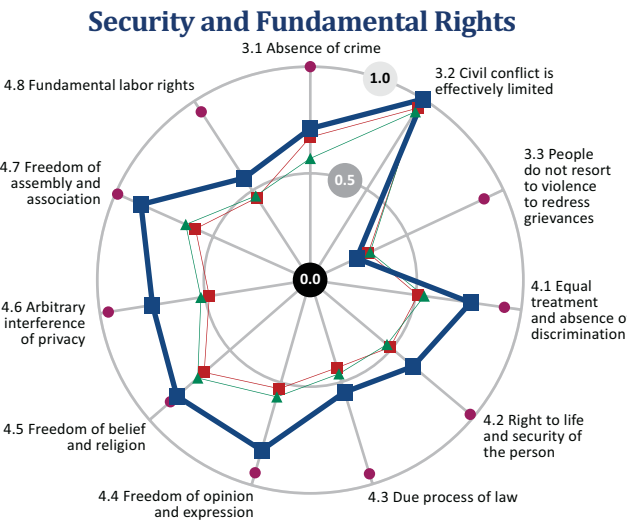
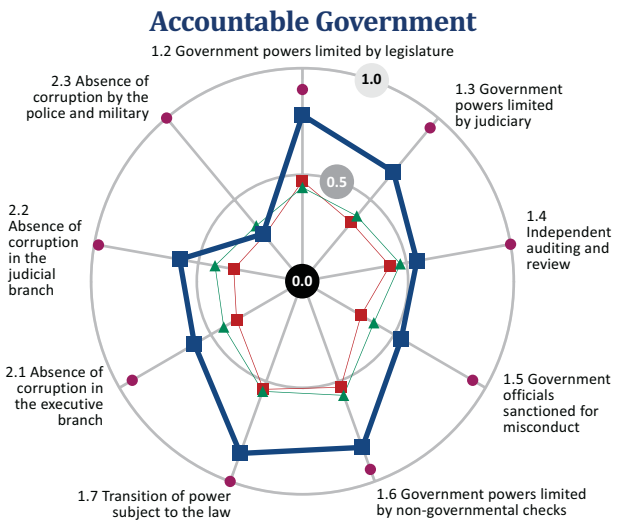


1. WJP Rule of Law Index

Income	WJP Rule of Law Index Factors		Score	Global Ranking	Regional Ranking	Income Group Ranking
Low	Factor 1:	Limited Government Powers	0.70	19/66	1/9	1/8
Region	Factor 2:	Absence of Corruption	0.49	41/66	3/9	1/8
	Sub-Saharan Africa	Factor 3:	Order and Security	0.65	47/66	3/9
Population	Factor 4:	Fundamental Rights	0.72	22/66	1/9	1/8
	24m (2010)	Factor 5:	Open Government	0.49	31/66	2/9
52% Urban	Factor 6:	Regulatory Enforcement	0.50	44/66	3/9	1/8
18% in three largest cities	Factor 7:	Access to Civil Justice	0.59	26/66	2/9	1/8
	Factor 8:	Effective Criminal Justice	0.55	31/66	2/9	1/8

2. Scores for all WJP Rule of Law Index sub-factors

In each graph, a sub-factor is represented by a radius from the center of the circle to the periphery. The center of each circle corresponds to the lowest possible score for each sub-factor (0.00); the outer edge of the circle marks the highest possible score (1.00).



1. WJP Rule of Law Index

Income
Lower Middle

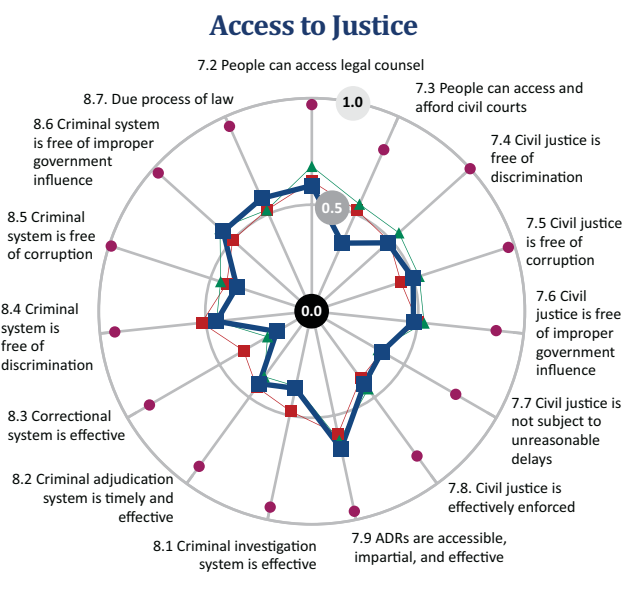
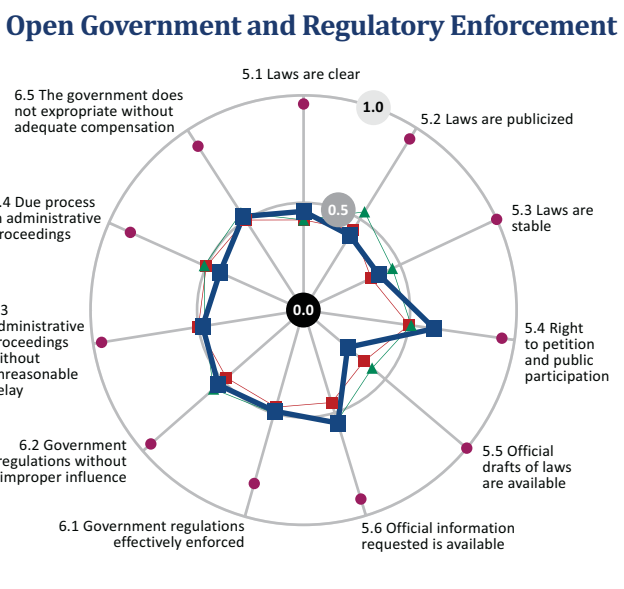
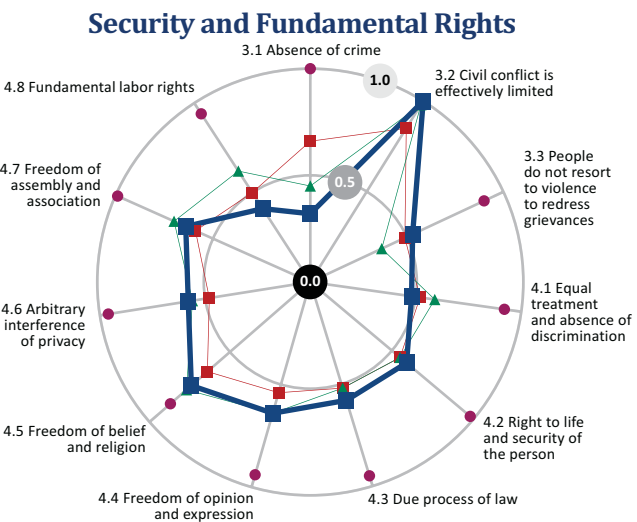
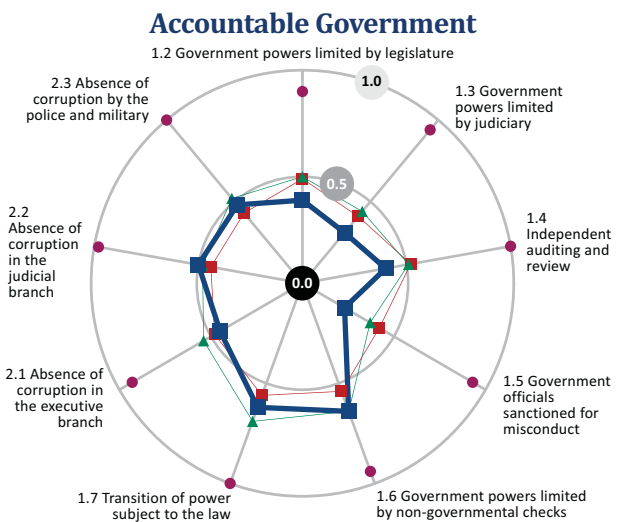
Region
Latin America
& Caribbean

Population
14m (2010)
50% Urban
12% in three
largest cities

WJP Rule of Law Index Factors		Score	Global Ranking	Regional Ranking	Income Group Ranking
Factor 1:	Limited Government Powers	0.43	53/66	10/12	12/16
Factor 2:	Absence of Corruption	0.48	42/66	6/12	8/16
Factor 3:	Order and Security	0.62	52/66	6/12	13/16
Factor 4:	Fundamental Rights	0.58	43/66	9/12	7/16
Factor 5:	Open Government	0.45	38/66	7/12	6/16
Factor 6:	Regulatory Enforcement	0.49	46/66	8/12	9/16
Factor 7:	Access to Civil Justice	0.48	51/66	9/12	10/16
Factor 8:	Effective Criminal Justice	0.42	51/66	7/12	9/16

2. Scores for all WJP Rule of Law Index sub-factors

In each graph, a sub-factor is represented by a radius from the center of the circle to the periphery. The center of each circle corresponds to the lowest possible score for each sub-factor (0.00); the outer edge of the circle marks the highest possible score (1.00).



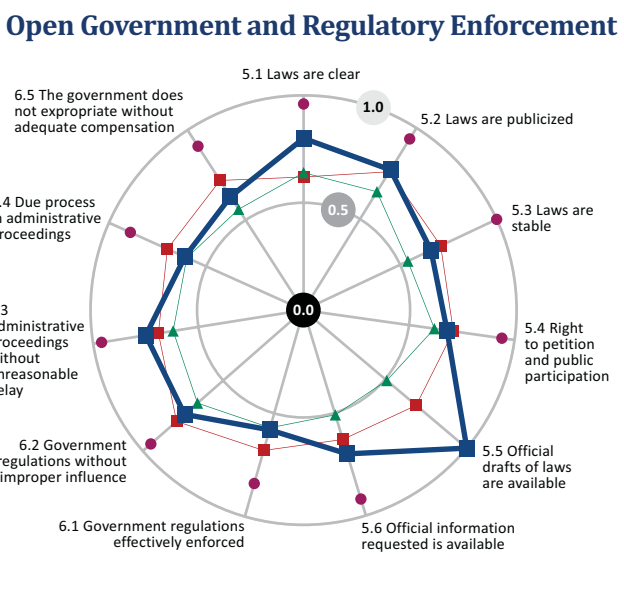
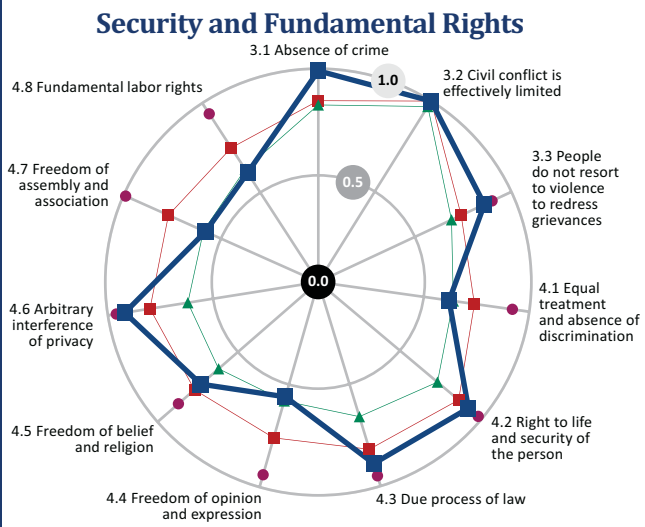
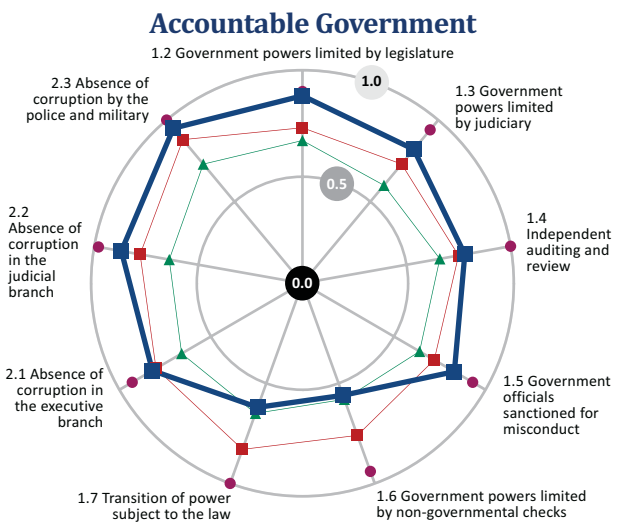
1. WJP Rule of Law Index

Income	WJP Rule of Law Index Factors	Score	Global Ranking	Regional Ranking	Income Group Ranking
High	Factor 1: Limited Government Powers	0.75	14/66	4/13	14/23
Region	Factor 2: Absence of Corruption	0.88	6/66	4/13	6/23
East Asia & Pacific	Factor 3: Order and Security	0.95	1/66	1/13	1/23
Population	Factor 4: Fundamental Rights	0.73	21/66	5/13	20/23
7m (2010)	Factor 5: Open Government	0.77	5/66	2/13	5/23
100% Urban	Factor 6: Regulatory Enforcement	0.66	18/66	6/13	18/23
100% in three largest cities	Factor 7: Access to Civil Justice	0.68	12/66	3/13	12/23
	Factor 8: Effective Criminal Justice	0.85	2/66	1/13	2/23

2. Scores for all WJP Rule of Law Index sub-factors

In each graph, a sub-factor is represented by a radius from the center of the circle to the periphery. The center of each circle corresponds to the lowest possible score for each sub-factor (0.00); the outer edge of the circle marks the highest possible score (1.00).

Key —  Hong Kong SAR, China  Top Score  High Income  East Asia & Pacific



1. WJP Rule of Law Index

Income
Lower Middle

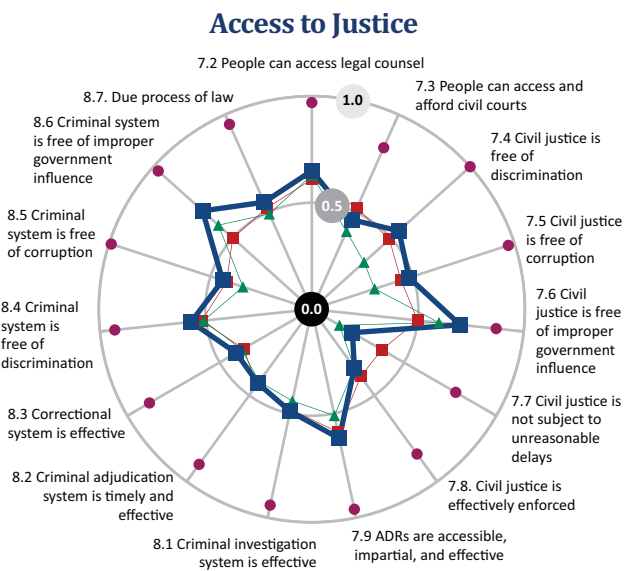
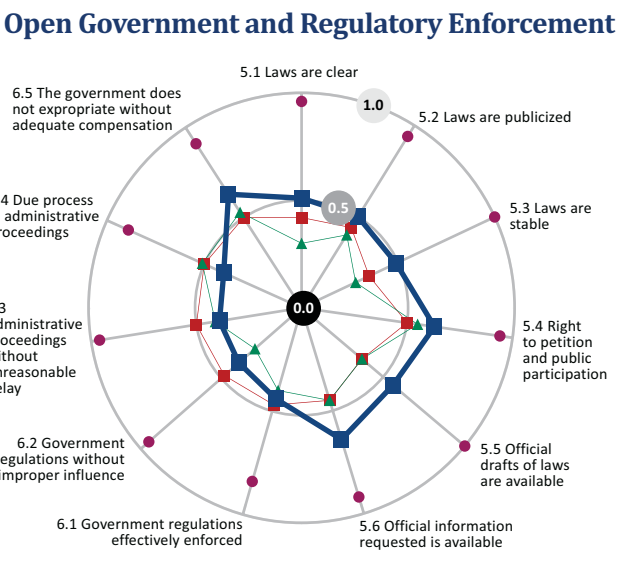
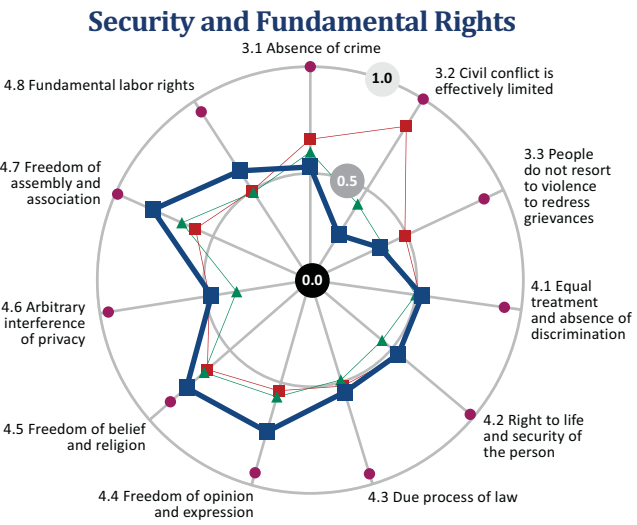
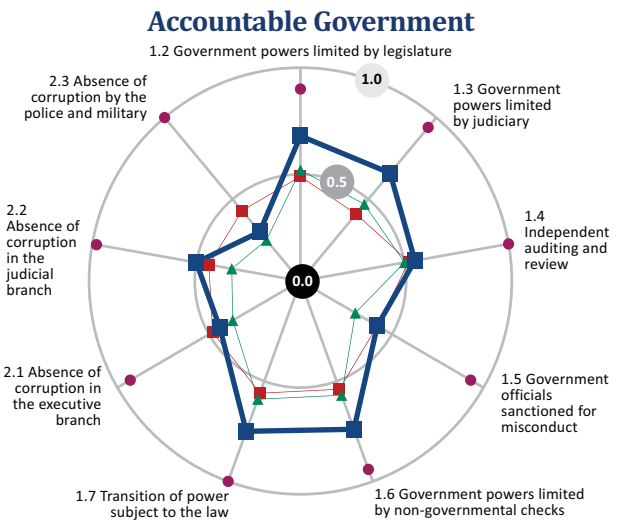
Region
South Asia

Population
1,216m (2010)
30% Urban
4% in three largest cities

WJP Rule of Law Index Factors		Score	Global Ranking	Regional Ranking	Income Group Ranking
Factor 1:	Limited Government Powers	0.63	24/66	1/3	2/16
Factor 2:	Absence of Corruption	0.42	51/66	1/3	10/16
Factor 3:	Order and Security	0.38	65/66	2/3	15/16
Factor 4:	Fundamental Rights	0.63	36/66	1/3	4/16
Factor 5:	Open Government	0.55	25/66	1/3	1/16
Factor 6:	Regulatory Enforcement	0.45	56/66	1/3	13/16
Factor 7:	Access to Civil Justice	0.50	48/66	1/3	8/16
Factor 8:	Effective Criminal Justice	0.51	35/66	1/3	6/16

2. Scores for all WJP Rule of Law Index sub-factors

In each graph, a sub-factor is represented by a radius from the center of the circle to the periphery. The center of each circle corresponds to the lowest possible score for each sub-factor (0.00); the outer edge of the circle marks the highest possible score (1.00).



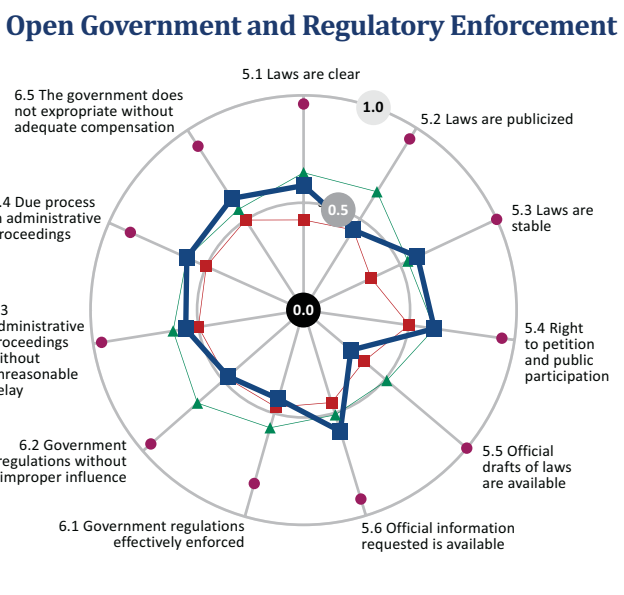
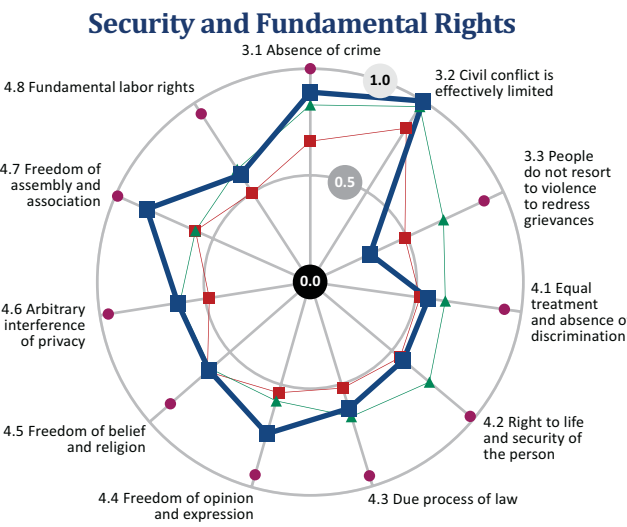
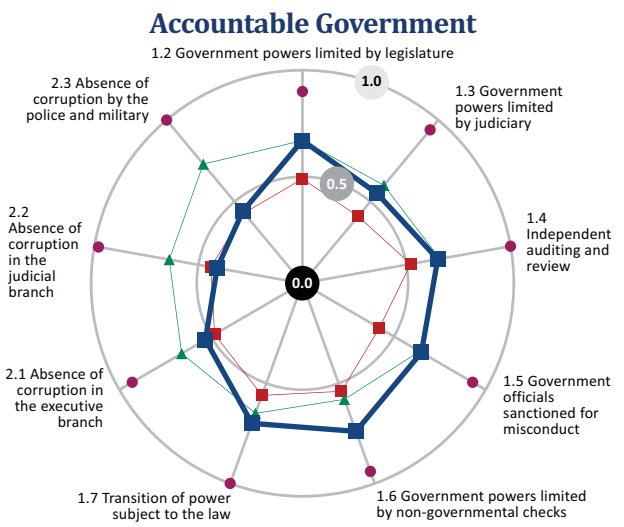
1. WJP Rule of Law Index

Income	WJP Rule of Law Index Factors	Score	Global Ranking	Regional Ranking	Income Group Ranking
Lower Middle	Factor 1: Limited Government Powers	0.66	22/66	6/13	1/16
Region	Factor 2: Absence of Corruption	0.46	47/66	12/13	9/16
East Asia & Pacific	Factor 3: Order and Security	0.73	37/66	10/13	7/16
Population	Factor 4: Fundamental Rights	0.65	29/66	6/13	1/16
234m (2010)	Factor 5: Open Government	0.52	29/66	8/13	3/16
54% Urban	Factor 6: Regulatory Enforcement	0.54	32/66	7/13	3/16
7% in three largest cities	Factor 7: Access to Civil Justice	0.54	41/66	7/13	4/16
	Factor 8: Effective Criminal Justice	0.60	26/66	9/13	3/16

2. Scores for all WJP Rule of Law Index sub-factors

In each graph, a sub-factor is represented by a radius from the center of the circle to the periphery. The center of each circle corresponds to the lowest possible score for each sub-factor (0.00); the outer edge of the circle marks the highest possible score (1.00).

Key — ■ Indonesia ● Top Score ■ Lower Middle Income ▲ East Asia & Pacific



1. WJP Rule of Law Index

Income
Upper Middle

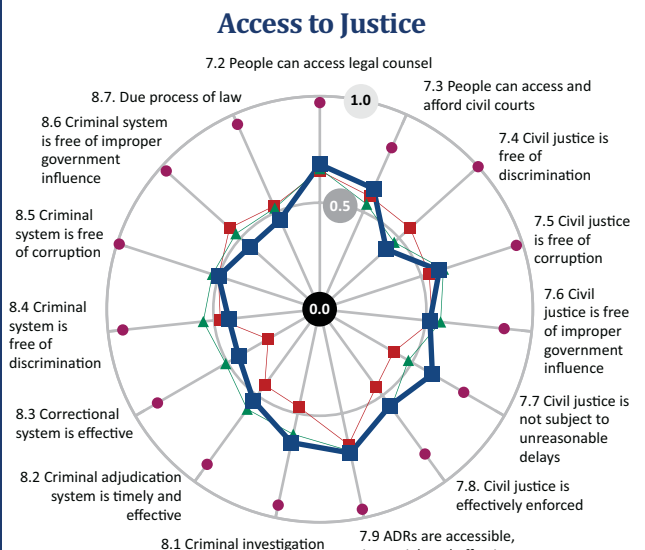
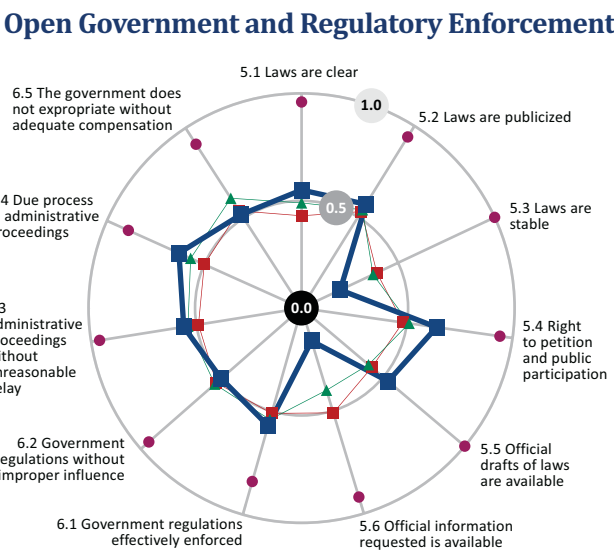
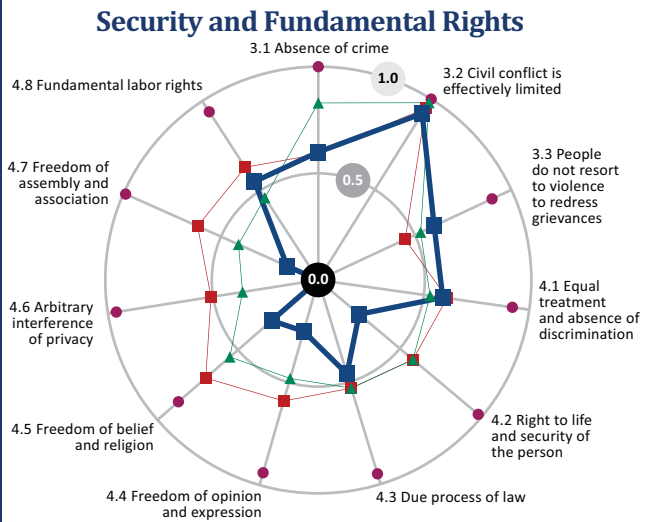
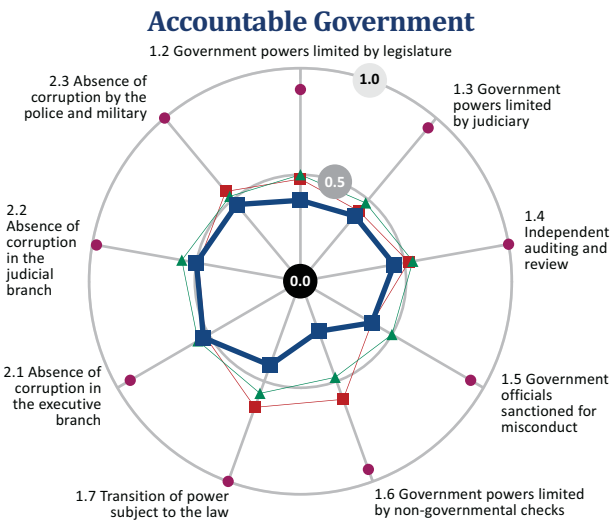
Region
Middle East & North Africa

Population
75m (2010)
70% Urban
17% in three largest cities

WJP Rule of Law Index Factors		Score	Global Ranking	Regional Ranking	Income Group Ranking
Factor 1:	Limited Government Powers	0.38	58/66	5/5	17/19
Factor 2:	Absence of Corruption	0.50	38/66	3/5	8/19
Factor 3:	Order and Security	0.71	40/66	5/5	7/19
Factor 4:	Fundamental Rights	0.32	66/66	5/5	19/19
Factor 5:	Open Government	0.44	41/66	3/5	10/19
Factor 6:	Regulatory Enforcement	0.56	29/66	3/5	6/19
Factor 7:	Access to Civil Justice	0.59	28/66	3/5	6/19
Factor 8:	Effective Criminal Justice	0.49	39/66	3/5	9/19

2. Scores for all WJP Rule of Law Index sub-factors

In each graph, a sub-factor is represented by a radius from the center of the circle to the periphery. The center of each circle corresponds to the lowest possible score for each sub-factor (0.00); the outer edge of the circle marks the highest possible score (1.00).



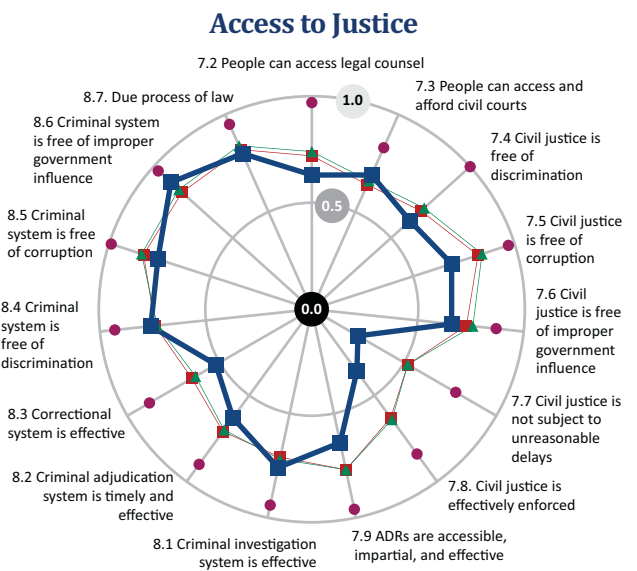
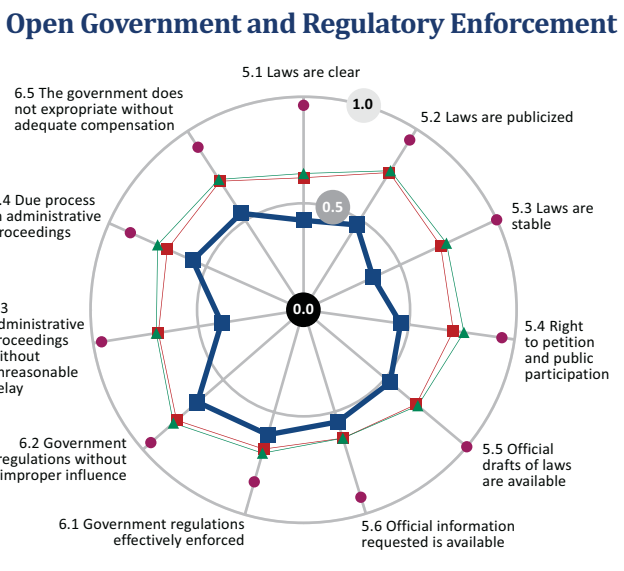
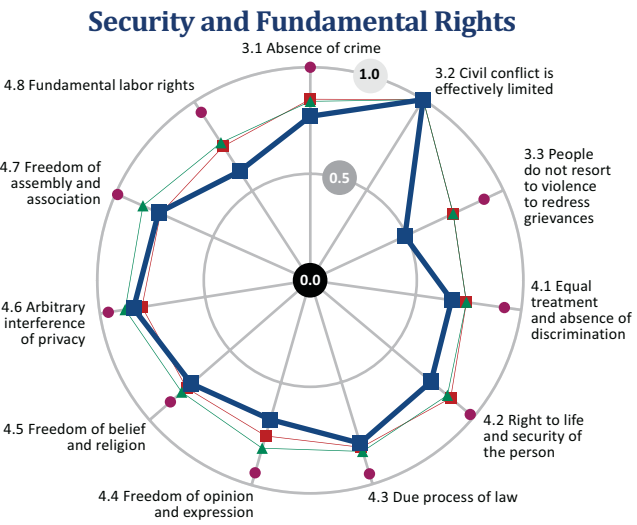
1. WJP Rule of Law Index

Income	WJP Rule of Law Index Factors		Score	Global Ranking	Regional Ranking	Income Group Ranking
High	Factor 1:	Limited Government Powers	0.59	29/66	12/12	21/23
Region	Factor 2:	Absence of Corruption	0.70	22/66	12/12	21/23
Western Europe & North America	Factor 3:	Order and Security	0.75	33/66	12/12	23/23
Population	Factor 4:	Fundamental Rights	0.73	20/66	12/12	19/23
60m (2010)	Factor 5:	Open Government	0.47	35/66	12/12	23/23
68% Urban	Factor 6:	Regulatory Enforcement	0.55	30/66	12/12	22/23
14% in three largest cities	Factor 7:	Access to Civil Justice	0.57	33/66	12/12	23/23
	Factor 8:	Effective Criminal Justice	0.73	16/66	8/12	16/23

2. Scores for all WJP Rule of Law Index sub-factors

In each graph, a sub-factor is represented by a radius from the center of the circle to the periphery. The center of each circle corresponds to the lowest possible score for each sub-factor (0.00); the outer edge of the circle marks the highest possible score (1.00).

Key — ■ Italy ● Top Score ■ High Income ▲ Western Europe & North America



1. WJP Rule of Law Index

Income
Upper Middle

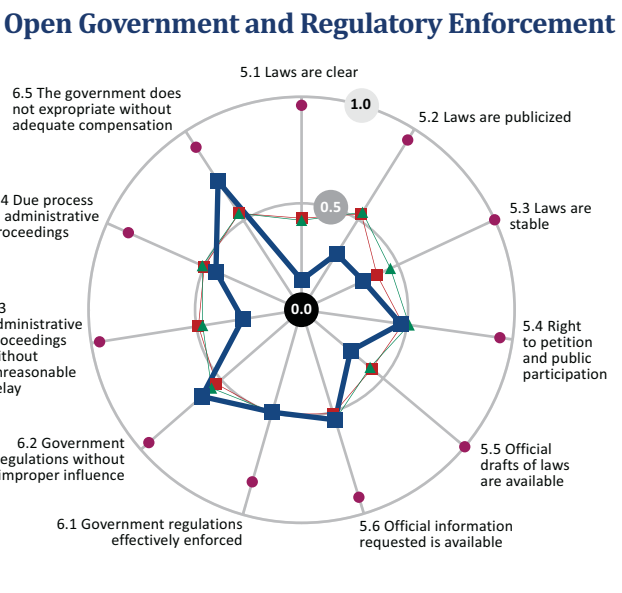
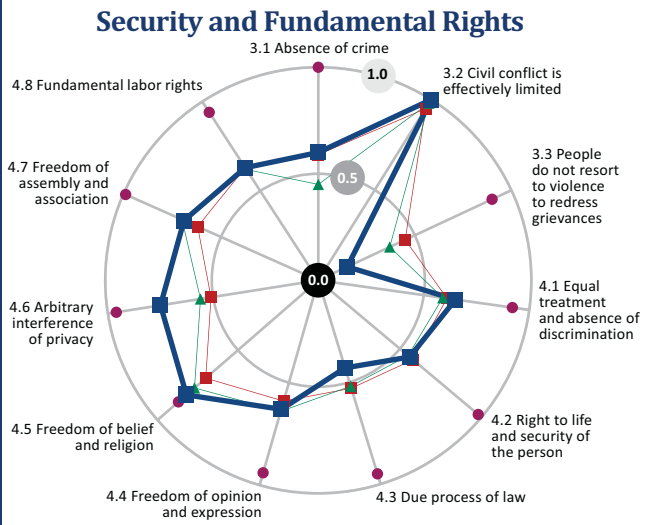
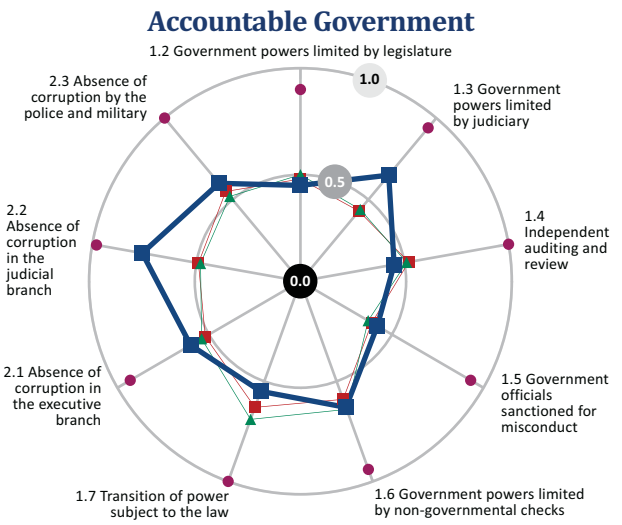
Region
Latin America & Caribbean

Population
3m (2010)
54% Urban
32% in three largest cities

WJP Rule of Law Index Factors		Score	Global Ranking	Regional Ranking	Income Group Ranking
Factor 1:	Limited Government Powers	0.52	38/66	6/12	7/19
Factor 2:	Absence of Corruption	0.65	25/66	3/12	3/19
Factor 3:	Order and Security	0.58	55/66	8/12	14/19
Factor 4:	Fundamental Rights	0.65	31/66	4/12	8/19
Factor 5:	Open Government	0.35	58/66	12/12	19/19
Factor 6:	Regulatory Enforcement	0.51	41/66	7/12	12/19
Factor 7:	Access to Civil Justice	0.55	36/66	5/12	10/19
Factor 8:	Effective Criminal Justice	0.52	34/66	2/12	6/19

2. Scores for all WJP Rule of Law Index sub-factors

In each graph, a sub-factor is represented by a radius from the center of the circle to the periphery. The center of each circle corresponds to the lowest possible score for each sub-factor (0.00); the outer edge of the circle marks the highest possible score (1.00).

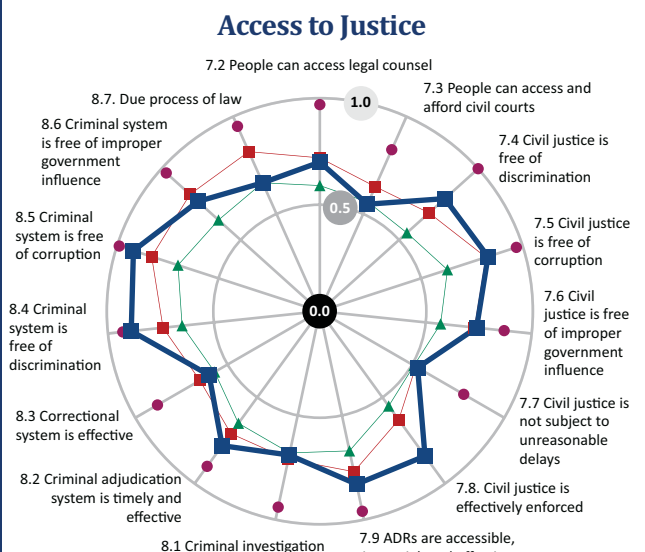
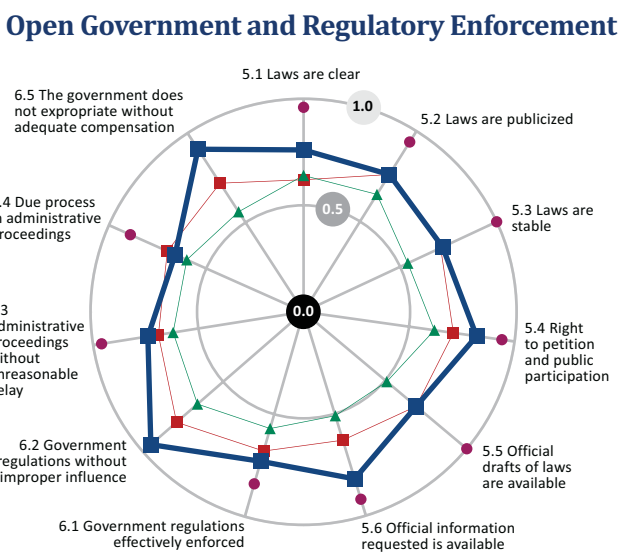
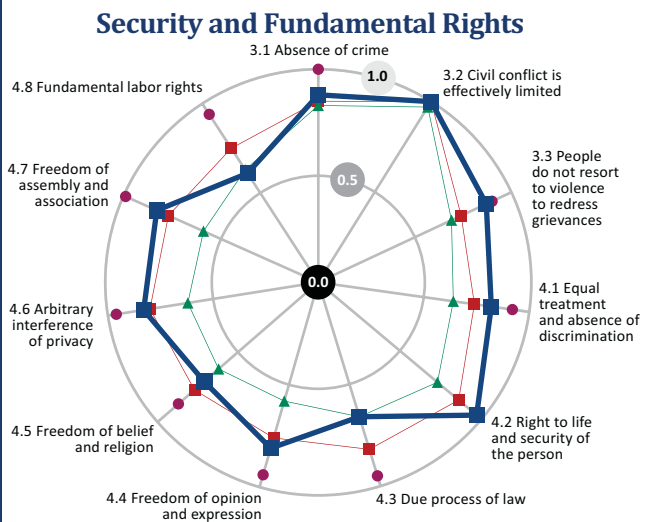


1. WJP Rule of Law Index

Income	WJP Rule of Law Index Factors	Score	Global Ranking	Regional Ranking	Income Group Ranking
High	Factor 1: Limited Government Powers	0.78	11/66	3/13	11/23
Region	Factor 2: Absence of Corruption	0.90	5/66	3/13	5/23
East Asia & Pacific	Factor 3: Order and Security	0.92	4/66	3/13	4/23
Population	Factor 4: Fundamental Rights	0.78	16/66	3/13	16/23
127m (2010)	Factor 5: Open Government	0.76	7/66	3/13	7/23
67% Urban	Factor 6: Regulatory Enforcement	0.80	4/66	2/13	4/23
40% in three largest cities	Factor 7: Access to Civil Justice	0.73	7/66	2/13	7/23
	Factor 8: Effective Criminal Justice	0.76	12/66	4/13	12/23

2. Scores for all WJP Rule of Law Index sub-factors

In each graph, a sub-factor is represented by a radius from the center of the circle to the periphery. The center of each circle corresponds to the lowest possible score for each sub-factor (0.00); the outer edge of the circle marks the highest possible score (1.00).



1. WJP Rule of Law Index

Income
Lower Middle

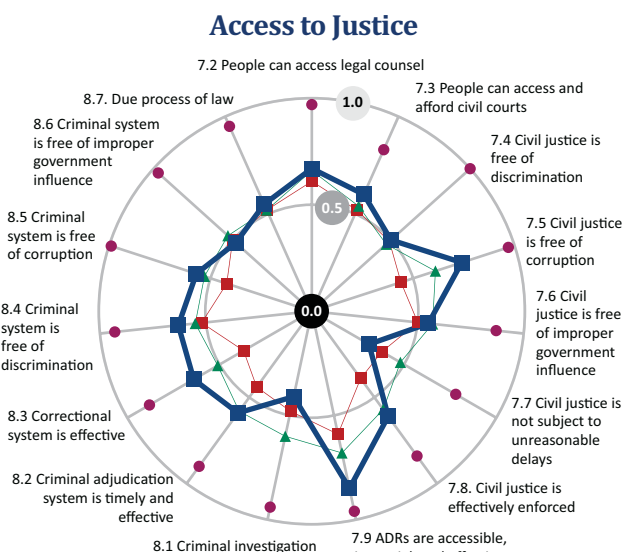
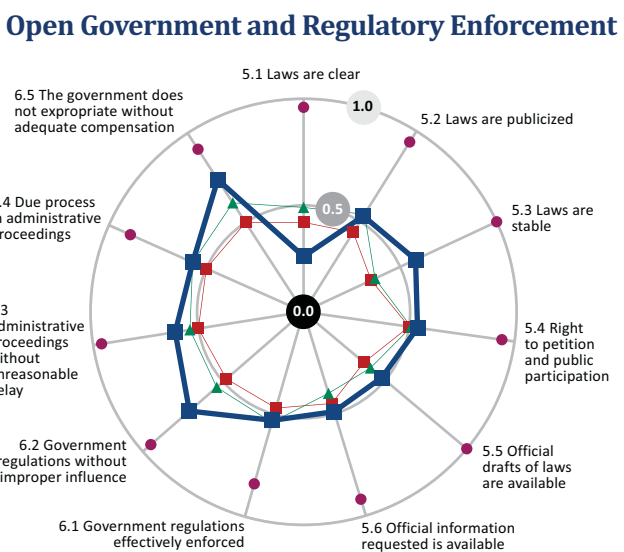
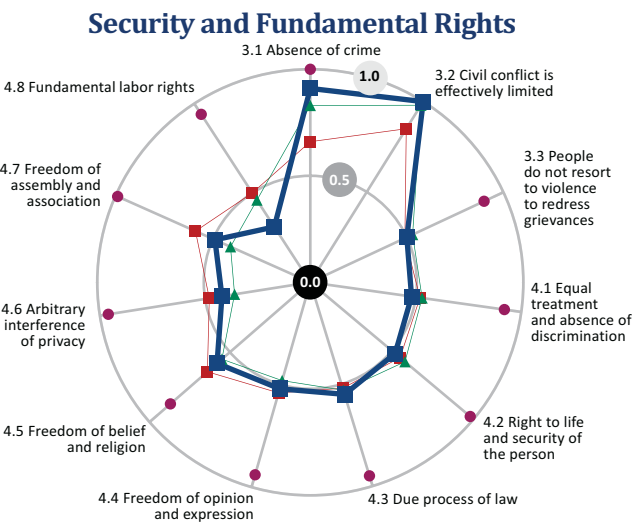
Region
Middle East & North Africa

Population
6m (2010)
79% Urban
29% in three largest cities

WJP Rule of Law Index Factors		Score	Global Ranking	Regional Ranking	Income Group Ranking
Factor 1:	Limited Government Powers	0.53	36/66	2/5	6/16
Factor 2:	Absence of Corruption	0.65	27/66	2/5	1/16
Factor 3:	Order and Security	0.80	26/66	2/5	3/16
Factor 4:	Fundamental Rights	0.48	56/66	3/5	12/16
Factor 5:	Open Government	0.48	32/66	2/5	4/16
Factor 6:	Regulatory Enforcement	0.63	21/66	2/5	1/16
Factor 7:	Access to Civil Justice	0.60	22/66	2/5	1/16
Factor 8:	Effective Criminal Justice	0.55	30/66	2/5	4/16

2. Scores for all WJP Rule of Law Index sub-factors

In each graph, a sub-factor is represented by a radius from the center of the circle to the periphery. The center of each circle corresponds to the lowest possible score for each sub-factor (0.00); the outer edge of the circle marks the highest possible score (1.00).



1. WJP Rule of Law Index

Income
Upper Middle

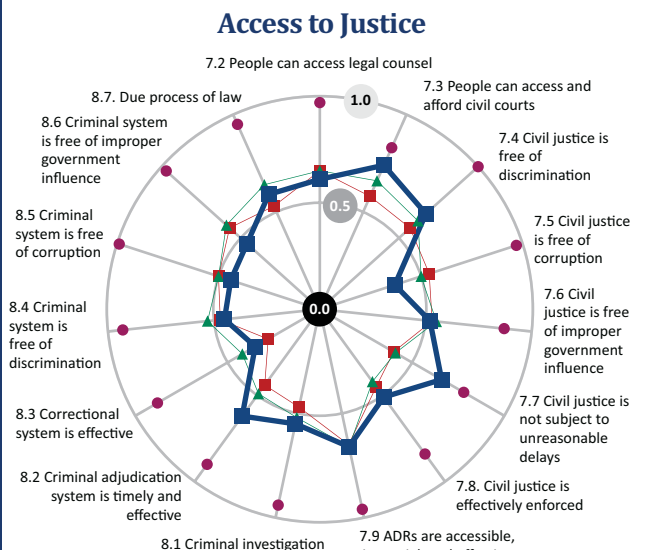
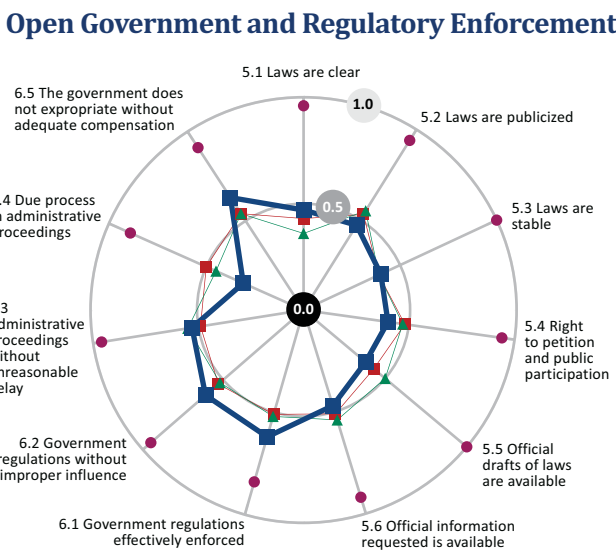
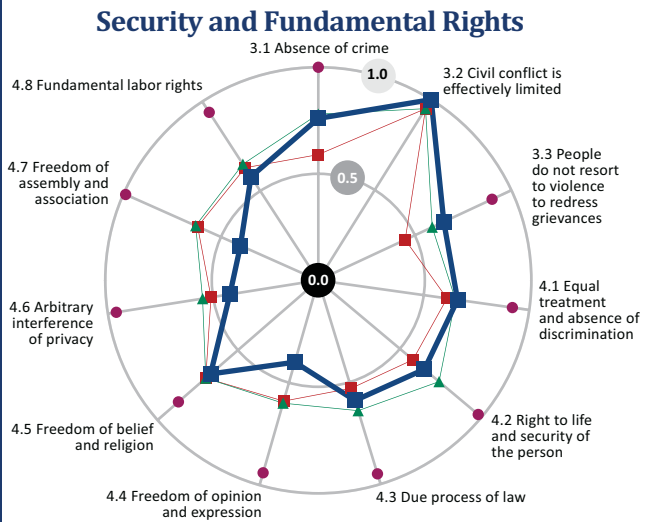
Region
Eastern Europe
& Central Asia

Population
16m (2010)
59% Urban
16% in three
largest cities

WJP Rule of Law Index Factors		Score	Global Ranking	Regional Ranking	Income Group Ranking
Factor 1:	Limited Government Powers	0.38	59/66	11/12	18/19
Factor 2:	Absence of Corruption	0.47	43/66	8/12	11/19
Factor 3:	Order and Security	0.80	27/66	5/12	3/19
Factor 4:	Fundamental Rights	0.55	46/66	9/12	14/19
Factor 5:	Open Government	0.43	43/66	7/12	12/19
Factor 6:	Regulatory Enforcement	0.54	31/66	4/12	7/19
Factor 7:	Access to Civil Justice	0.59	25/66	3/12	4/19
Factor 8:	Effective Criminal Justice	0.49	38/66	7/12	8/19

2. Scores for all WJP Rule of Law Index sub-factors

In each graph, a sub-factor is represented by a radius from the center of the circle to the periphery. The center of each circle corresponds to the lowest possible score for each sub-factor (0.00); the outer edge of the circle marks the highest possible score (1.00).



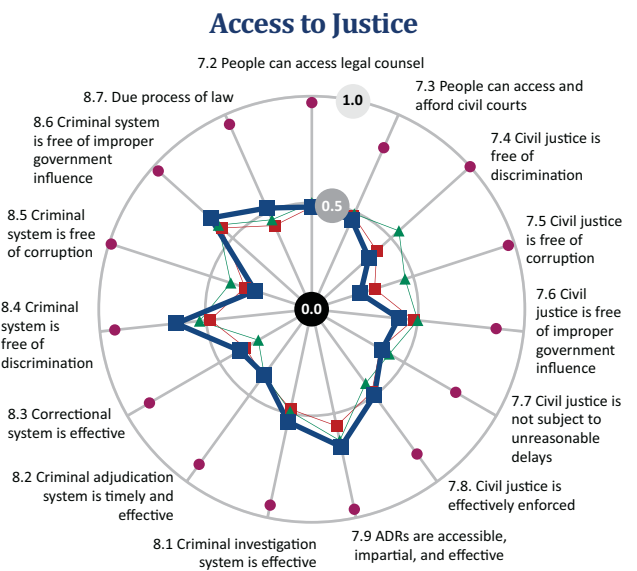
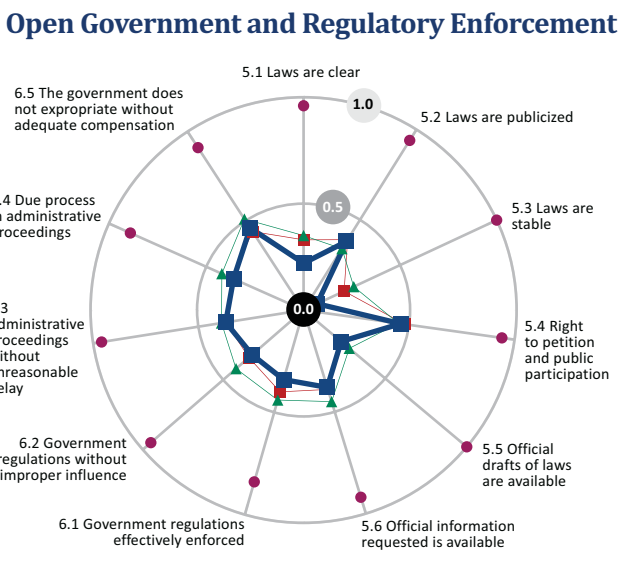
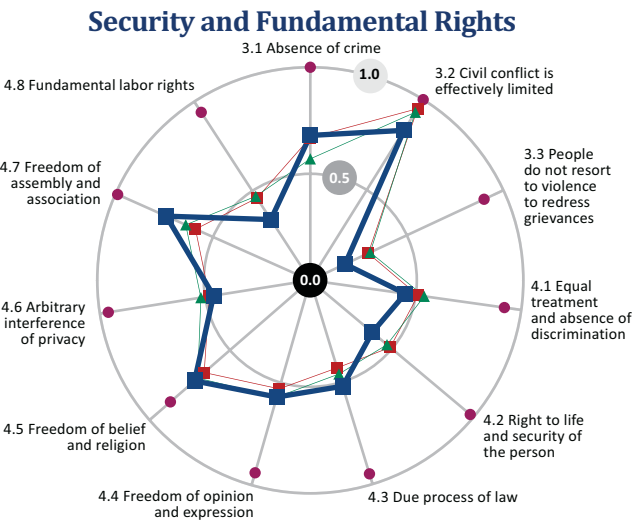
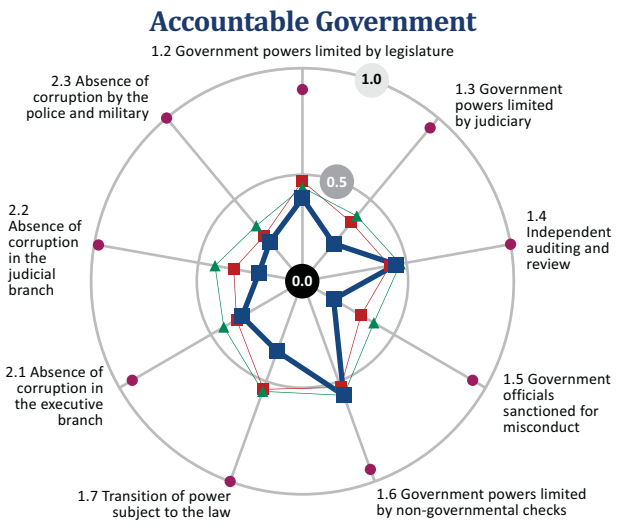
1. WJP Rule of Law Index

Income	WJP Rule of Law Index Factors	Score	Global Ranking	Regional Ranking	Income Group Ranking
Low	Factor 1: Limited Government Powers	0.36	61/66	7/9	6/8
Region	Factor 2: Absence of Corruption	0.26	63/66	8/9	7/8
Sub-Saharan Africa	Factor 3: Order and Security	0.56	58/66	5/9	6/8
Population	Factor 4: Fundamental Rights	0.52	52/66	5/9	5/8
40m (2010)	Factor 5: Open Government	0.29	64/66	8/9	7/8
22% Urban	Factor 6: Regulatory Enforcement	0.37	63/66	8/9	6/8
11% in three largest cities	Factor 7: Access to Civil Justice	0.44	59/66	7/9	5/8
	Factor 8: Effective Criminal Justice	0.49	41/66	3/9	3/8

2. Scores for all WJP Rule of Law Index sub-factors

In each graph, a sub-factor is represented by a radius from the center of the circle to the periphery. The center of each circle corresponds to the lowest possible score for each sub-factor (0.00); the outer edge of the circle marks the highest possible score (1.00).

Key —  Kenya  Top Score  Low Income  Sub-Saharan Africa



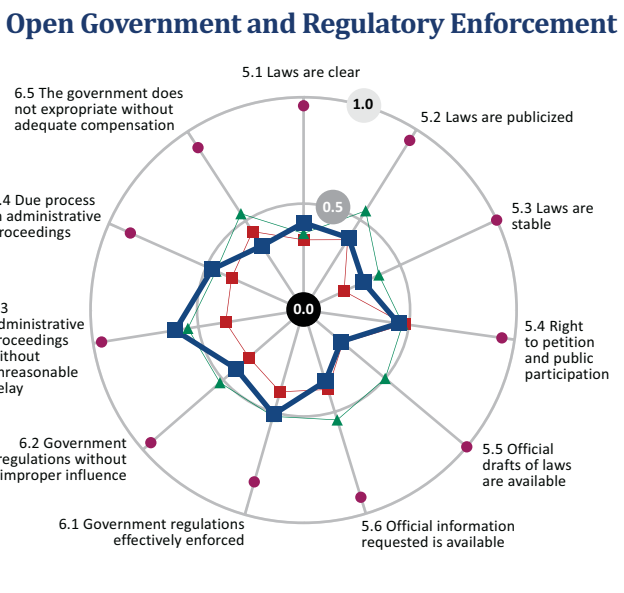
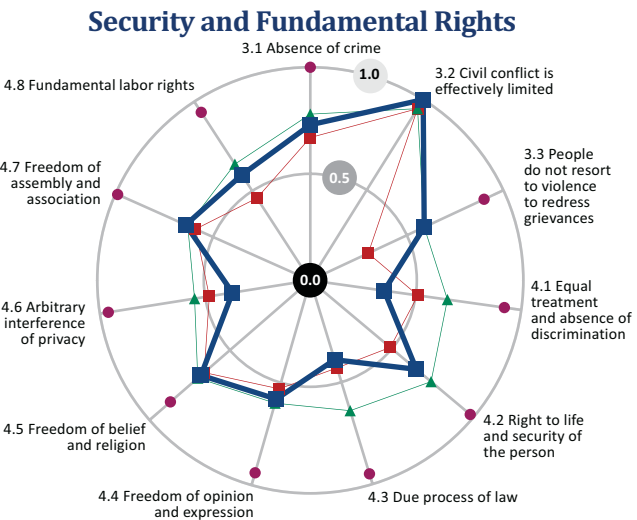
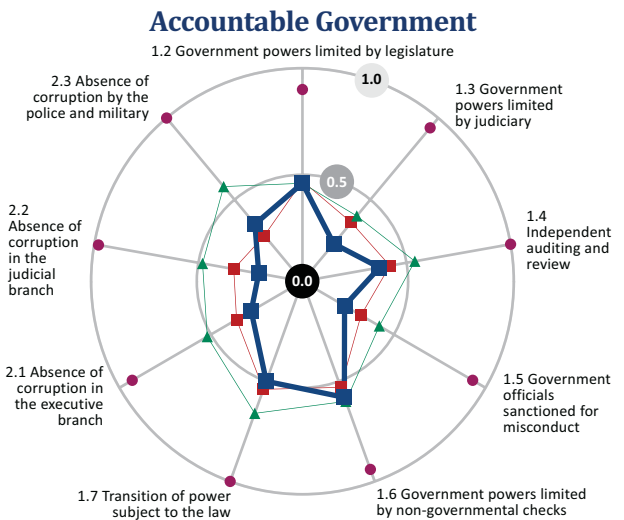
1. WJP Rule of Law Index

Income	WJP Rule of Law Index Factors	Score	Global Ranking	Regional Ranking	Income Group Ranking
Low	Factor 1: Limited Government Powers	0.39	57/66	10/12	5/8
Region Eastern Europe & Central Asia	Factor 2: Absence of Corruption	0.28	61/66	12/12	5/8
Population 5m (2010)	Factor 3: Order and Security	0.77	30/66	8/12	1/8
37% Urban	Factor 4: Fundamental Rights	0.53	50/66	11/12	4/8
22% in three largest cities	Factor 5: Open Government	0.36	56/66	12/12	4/8
	Factor 6: Regulatory Enforcement	0.47	48/66	9/12	2/8
	Factor 7: Access to Civil Justice	0.44	58/66	11/12	4/8
	Factor 8: Effective Criminal Justice	0.36	60/66	11/12	7/8

2. Scores for all WJP Rule of Law Index sub-factors

In each graph, a sub-factor is represented by a radius from the center of the circle to the periphery. The center of each circle corresponds to the lowest possible score for each sub-factor (0.00); the outer edge of the circle marks the highest possible score (1.00).

Key — Kyrgyzstan Top Score Low Income Eastern Europe & Central Asia



1. WJP Rule of Law Index

Income
Upper Middle

Region
Middle East & North Africa

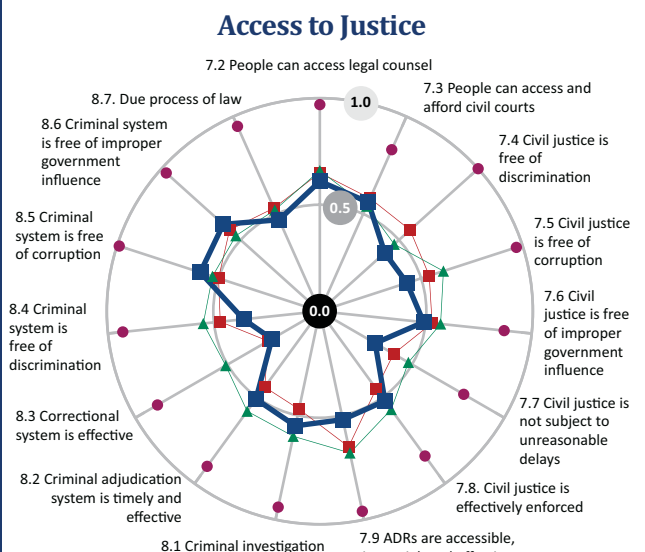
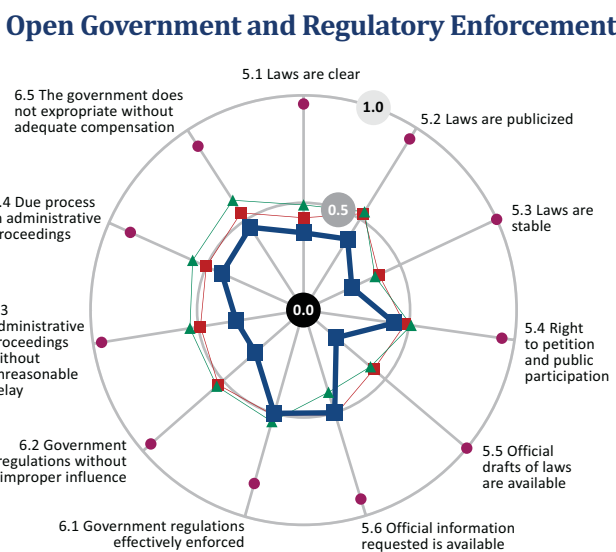
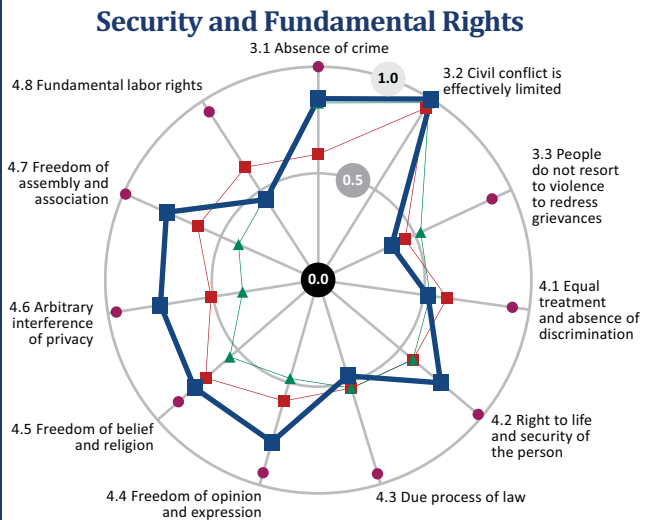
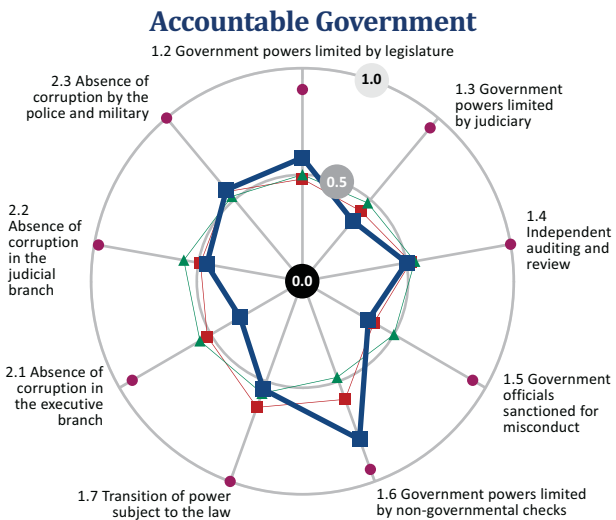
Population
4m (2010)
87% Urban
67% in three largest cities

WJP Rule of Law Index Factors		Score	Global Ranking	Regional Ranking	Income Group Ranking
Factor 1:	Limited Government Powers	0.52	39/66	3/5	8/19
Factor 2:	Absence of Corruption	0.45	48/66	4/5	14/19
Factor 3:	Order and Security	0.74	34/66	3/5	6/19
Factor 4:	Fundamental Rights	0.66	27/66	1/5	5/19
Factor 5:	Open Government	0.35	57/66	5/5	18/19
Factor 6:	Regulatory Enforcement	0.40	61/66	5/5	19/19
Factor 7:	Access to Civil Justice	0.48	52/66	5/5	17/19
Factor 8:	Effective Criminal Justice	0.48	45/66	4/5	12/19

2. Scores for all WJP Rule of Law Index sub-factors

In each graph, a sub-factor is represented by a radius from the center of the circle to the periphery. The center of each circle corresponds to the lowest possible score for each sub-factor (0.00); the outer edge of the circle marks the highest possible score (1.00).

Key —  Lebanon  Top Score  Upper Middle Income  Middle East & North Africa



1. WJP Rule of Law Index

Income
Low

Region
Sub-Saharan
Africa

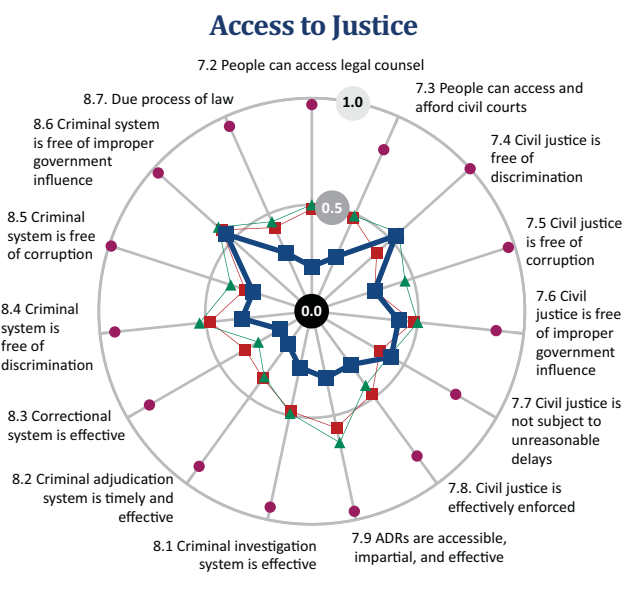
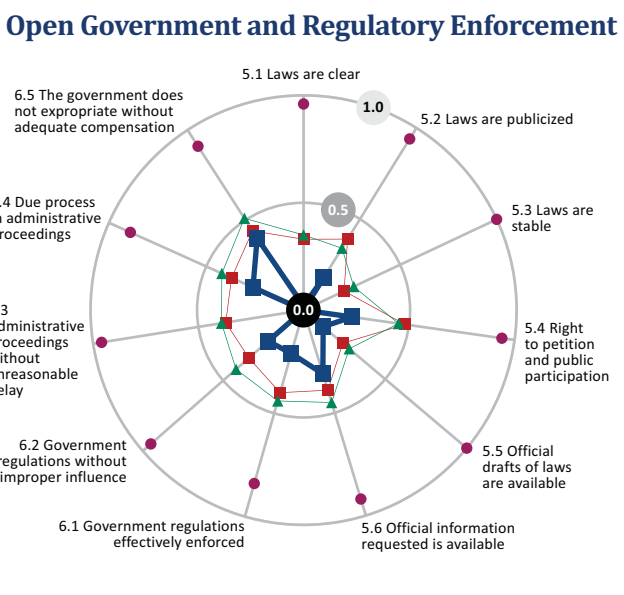
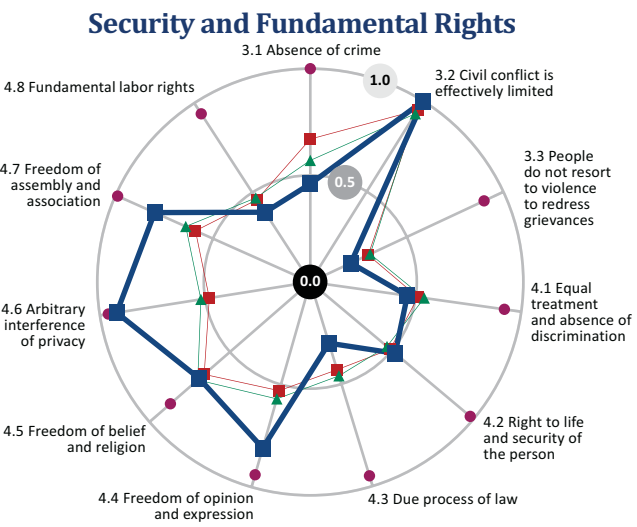
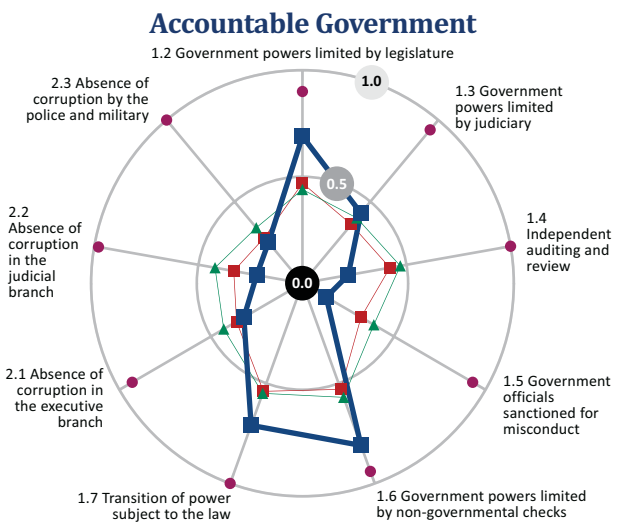
Population
4m (2010)
62% Urban
27% in three
largest cities

WJP Rule of Law Index Factors		Score	Global Ranking	Regional Ranking	Income Group Ranking
Factor 1:	Limited Government Powers	0.50	45/66	4/9	2/8
Factor 2:	Absence of Corruption	0.27	62/66	7/9	6/8
Factor 3:	Order and Security	0.56	60/66	7/9	8/8
Factor 4:	Fundamental Rights	0.61	41/66	4/9	2/8
Factor 5:	Open Government	0.14	66/66	9/9	8/8
Factor 6:	Regulatory Enforcement	0.22	66/66	9/9	8/8
Factor 7:	Access to Civil Justice	0.35	65/66	9/9	8/8
Factor 8:	Effective Criminal Justice	0.30	65/66	9/9	8/8

2. Scores for all WJP Rule of Law Index sub-factors

In each graph, a sub-factor is represented by a radius from the center of the circle to the periphery. The center of each circle corresponds to the lowest possible score for each sub-factor (0.00); the outer edge of the circle marks the highest possible score (1.00).

Key — ■ Liberia ● Top Score ■ Low Income ▲ Sub-Saharan Africa



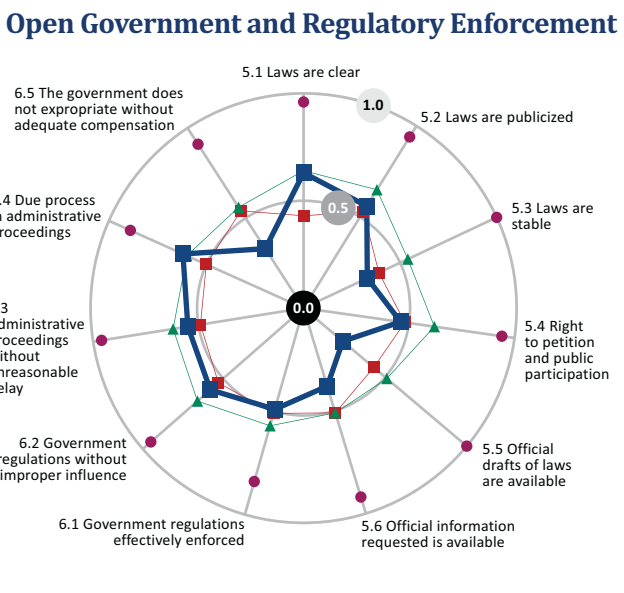
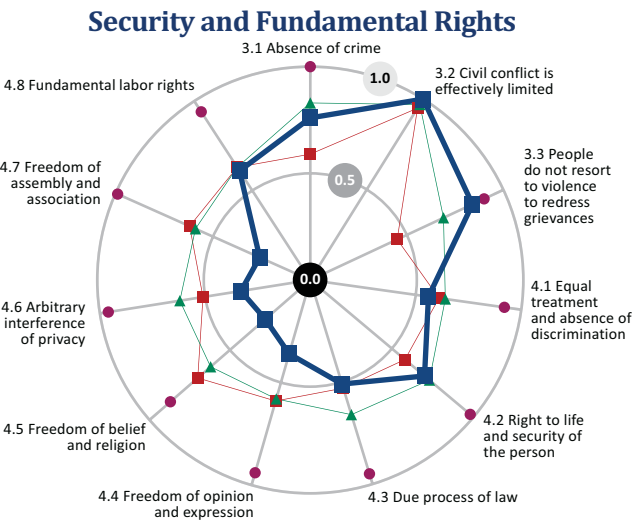
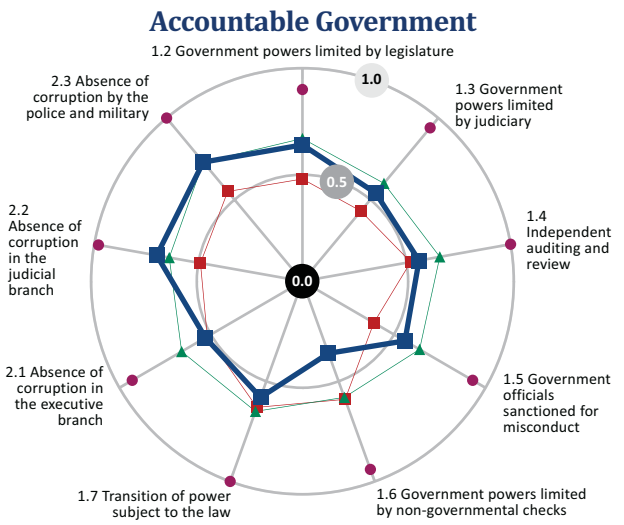
1. WJP Rule of Law Index

Income	WJP Rule of Law Index Factors	Score	Global Ranking	Regional Ranking	Income Group Ranking
Upper Middle	Factor 1: Limited Government Powers	0.54	34/66	9/13	6/19
Region	Factor 2: Absence of Corruption	0.65	26/66	7/13	4/19
East Asia & Pacific	Factor 3: Order and Security	0.87	12/66	6/13	1/19
Population	Factor 4: Fundamental Rights	0.45	59/66	11/13	18/19
28m (2010)	Factor 5: Open Government	0.43	42/66	10/13	11/19
72% Urban	Factor 6: Regulatory Enforcement	0.51	40/66	10/13	11/19
13% in three largest cities	Factor 7: Access to Civil Justice	0.52	47/66	9/13	15/19
	Factor 8: Effective Criminal Justice	0.52	33/66	11/13	5/19

2. Scores for all WJP Rule of Law Index sub-factors

In each graph, a sub-factor is represented by a radius from the center of the circle to the periphery. The center of each circle corresponds to the lowest possible score for each sub-factor (0.00); the outer edge of the circle marks the highest possible score (1.00).

Key — ■ Malaysia ● Top Score ■ Upper Middle Income ▲ East Asia & Pacific



1. WJP Rule of Law Index

Income
Upper Middle

Region
Latin America & Caribbean

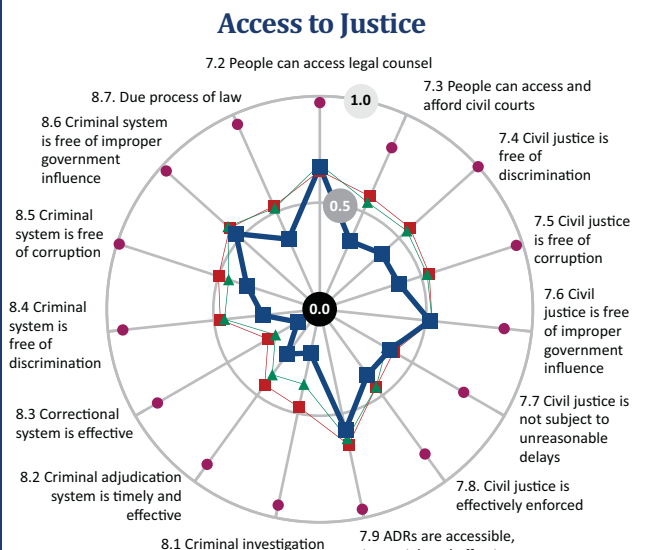
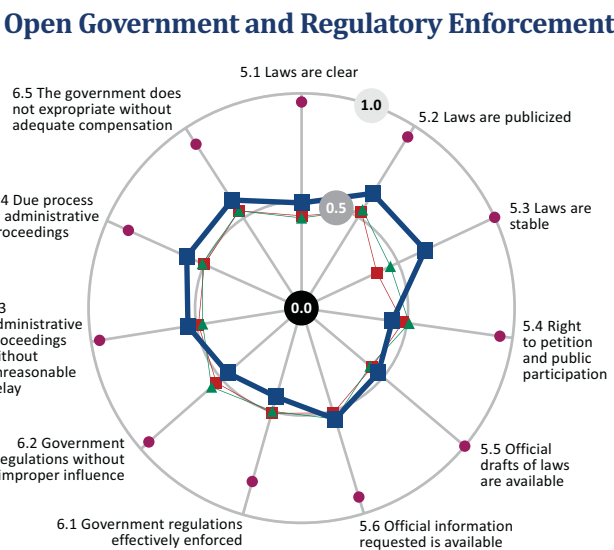
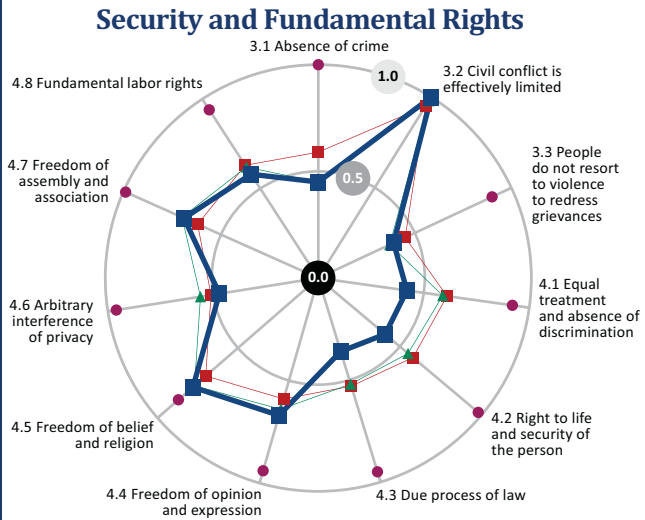
Population
109m (2010)
78% Urban
26% in three largest cities

WJP Rule of Law Index Factors		Score	Global Ranking	Regional Ranking	Income Group Ranking
Factor 1:	Limited Government Powers	0.52	40/66	7/12	9/19
Factor 2:	Absence of Corruption	0.41	53/66	10/12	17/19
Factor 3:	Order and Security	0.61	53/66	7/12	13/19
Factor 4:	Fundamental Rights	0.55	45/66	10/12	13/19
Factor 5:	Open Government	0.53	27/66	4/12	5/19
Factor 6:	Regulatory Enforcement	0.53	35/66	6/12	8/19
Factor 7:	Access to Civil Justice	0.46	57/66	11/12	18/19
Factor 8:	Effective Criminal Justice	0.30	63/66	11/12	17/19

2. Scores for all WJP Rule of Law Index sub-factors

In each graph, a sub-factor is represented by a radius from the center of the circle to the periphery. The center of each circle corresponds to the lowest possible score for each sub-factor (0.00); the outer edge of the circle marks the highest possible score (1.00).

Key —  Mexico  Top Score  Upper Middle Income  Latin America & Caribbean



1. WJP Rule of Law Index

Income

Lower Middle

Region

Middle East & North Africa

Population

32m (2010)

57% Urban

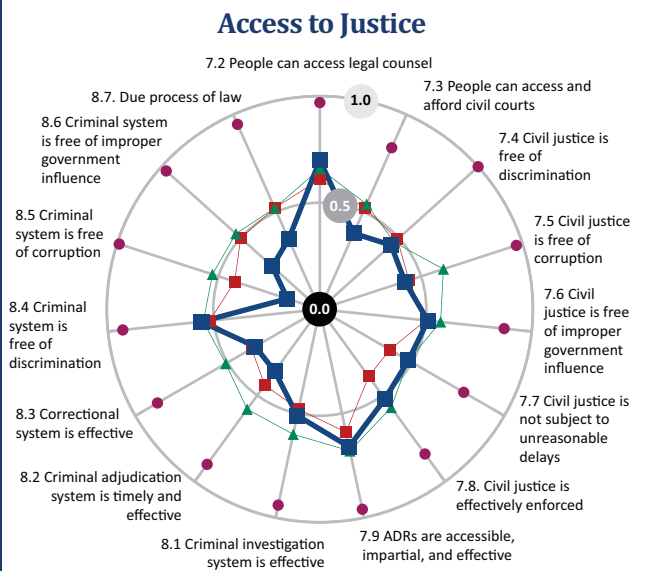
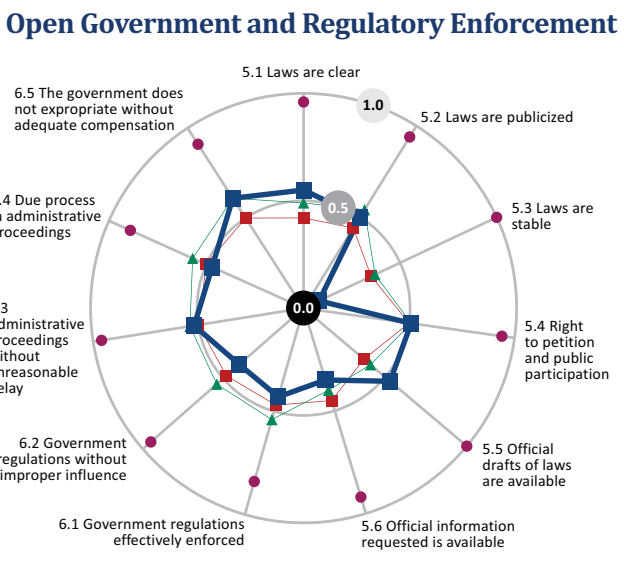
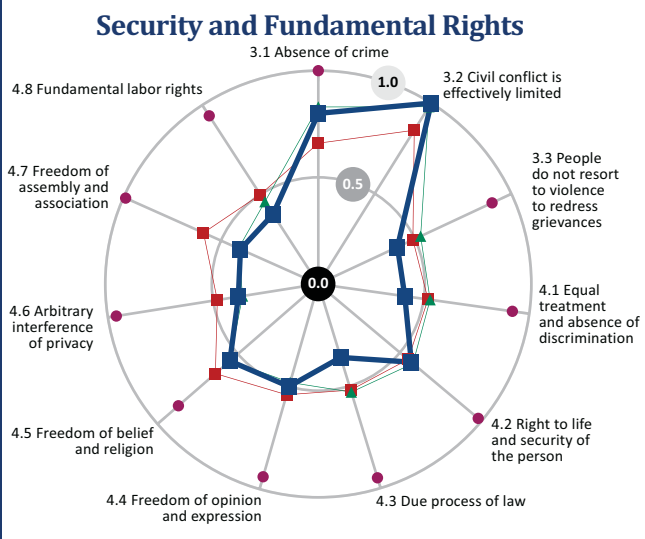
19% in three largest cities

WJP Rule of Law Index Factors		Score	Global Ranking	Regional Ranking	Income Group Ranking
Factor 1:	Limited Government Powers	0.51	41/66	4/5	8/16
Factor 2:	Absence of Corruption	0.32	59/66	5/5	13/16
Factor 3:	Order and Security	0.74	35/66	4/5	5/16
Factor 4:	Fundamental Rights	0.44	60/66	4/5	14/16
Factor 5:	Open Government	0.42	49/66	4/5	11/16
Factor 6:	Regulatory Enforcement	0.49	47/66	4/5	10/16
Factor 7:	Access to Civil Justice	0.52	45/66	4/5	7/16
Factor 8:	Effective Criminal Justice	0.37	59/66	5/5	14/16

2. Scores for all WJP Rule of Law Index sub-factors

In each graph, a sub-factor is represented by a radius from the center of the circle to the periphery. The center of each circle corresponds to the lowest possible score for each sub-factor (0.00); the outer edge of the circle marks the highest possible score (1.00).

Key —  Morocco  Top Score  Lower Middle Income  Middle East & North Africa



1. WJP Rule of Law Index

Income
High

Region
Western Europe
& North America

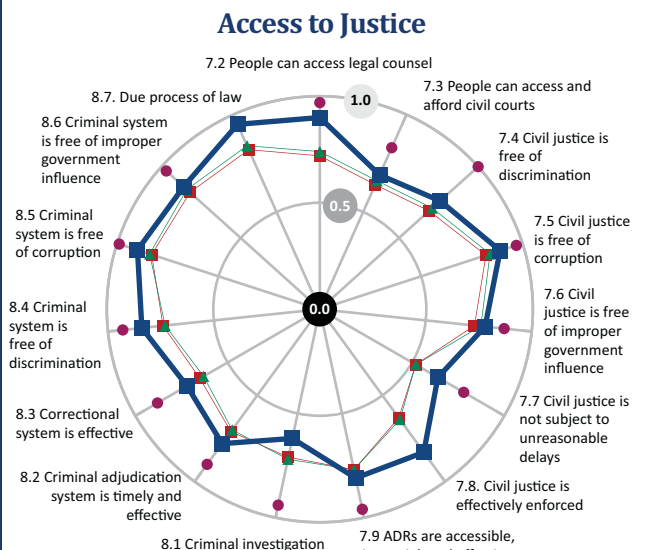
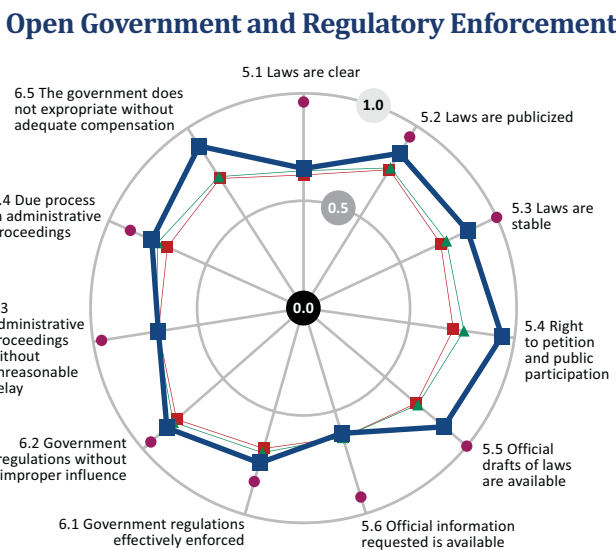
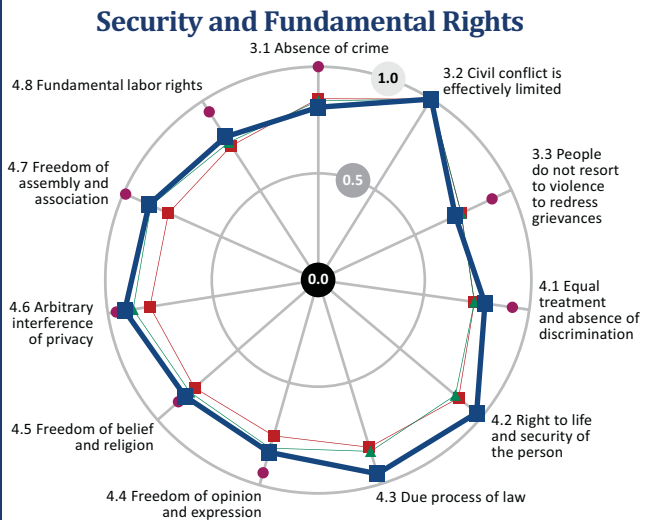
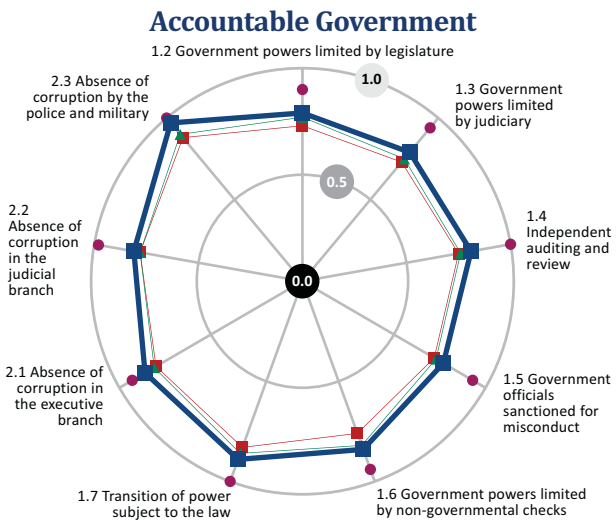
Population
17m (2010)
83% Urban
16% in three
largest cities

WJP Rule of Law Index Factors		Score	Global Ranking	Regional Ranking	Income Group Ranking
Factor 1:	Limited Government Powers	0.81	5/66	3/12	5/23
Factor 2:	Absence of Corruption	0.88	7/66	3/12	7/23
Factor 3:	Order and Security	0.84	18/66	10/12	17/23
Factor 4:	Fundamental Rights	0.87	3/66	3/12	3/23
Factor 5:	Open Government	0.79	3/66	2/12	3/23
Factor 6:	Regulatory Enforcement	0.79	5/66	3/12	5/23
Factor 7:	Access to Civil Justice	0.79	3/66	3/12	3/23
Factor 8:	Effective Criminal Justice	0.81	6/66	2/12	6/23

2. Scores for all WJP Rule of Law Index sub-factors

In each graph, a sub-factor is represented by a radius from the center of the circle to the periphery. The center of each circle corresponds to the lowest possible score for each sub-factor (0.00); the outer edge of the circle marks the highest possible score (1.00).

Key —  Netherlands  Top Score  High Income  Western Europe & North America



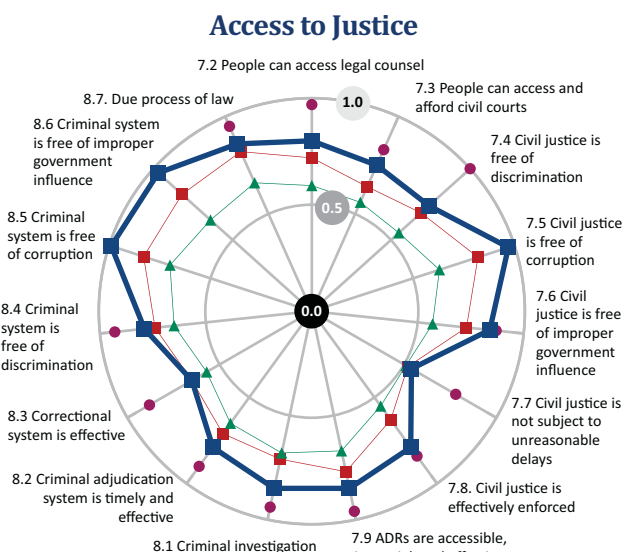
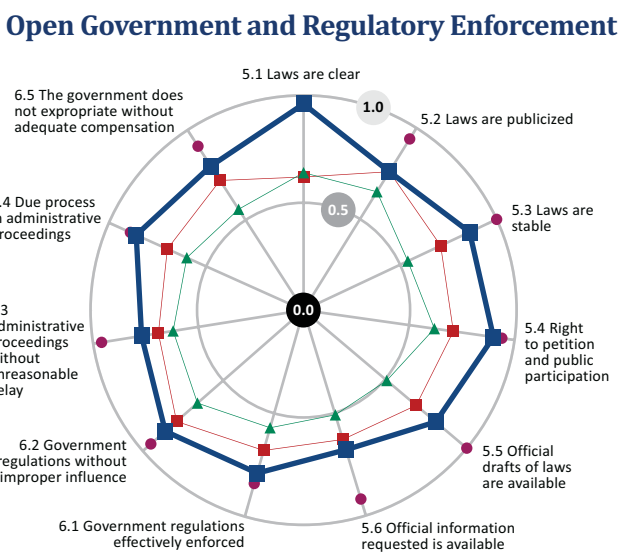
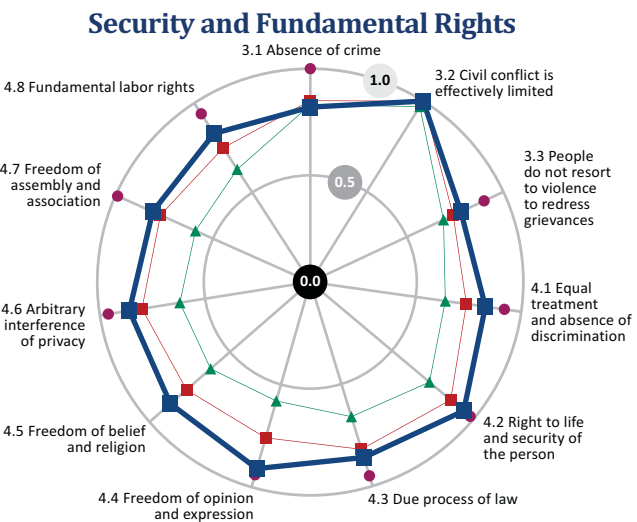
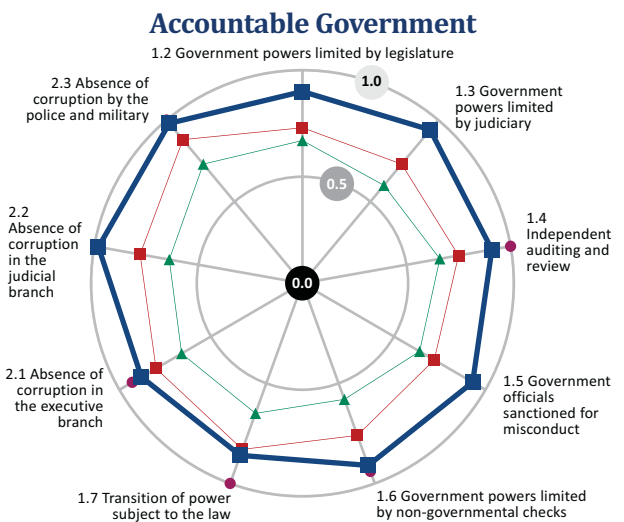
1. WJP Rule of Law Index

Income	WJP Rule of Law Index Factors	Score	Global Ranking	Regional Ranking	Income Group Ranking
High	Factor 1: Limited Government Powers	0.91	2/66	1/13	2/23
Region	Factor 2: Absence of Corruption	0.95	1/66	1/13	1/23
East Asia & Pacific	Factor 3: Order and Security	0.87	11/66	5/13	11/23
Population	Factor 4: Fundamental Rights	0.86	4/66	1/13	4/23
4m (2010)	Factor 5: Open Government	0.83	2/66	1/13	2/23
87% Urban	Factor 6: Regulatory Enforcement	0.82	3/66	1/13	3/23
48% in three largest cities	Factor 7: Access to Civil Justice	0.78	4/66	1/13	4/23
	Factor 8: Effective Criminal Justice	0.84	3/66	2/13	3/23

2. Scores for all WJP Rule of Law Index sub-factors

In each graph, a sub-factor is represented by a radius from the center of the circle to the periphery. The center of each circle corresponds to the lowest possible score for each sub-factor (0.00); the outer edge of the circle marks the highest possible score (1.00).

Key — ■ New Zealand ● Top Score ■ High Income ▲ East Asia & Pacific



1. WJP Rule of Law Index

Income
Lower Middle

Region
Sub-Saharan Africa

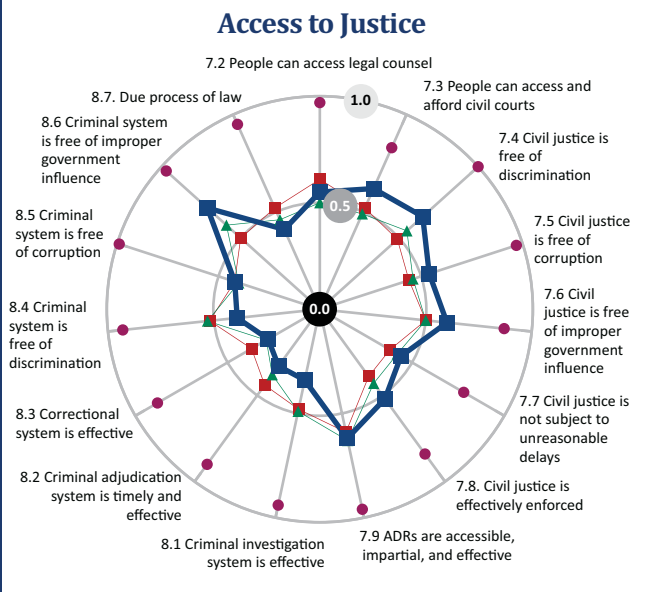
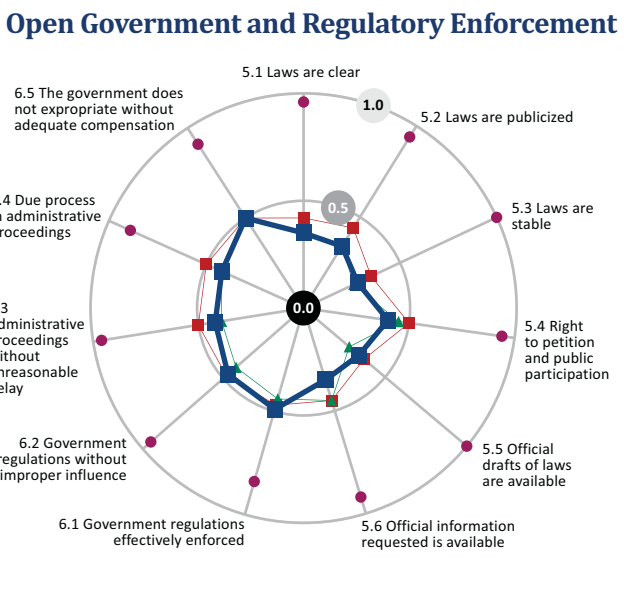
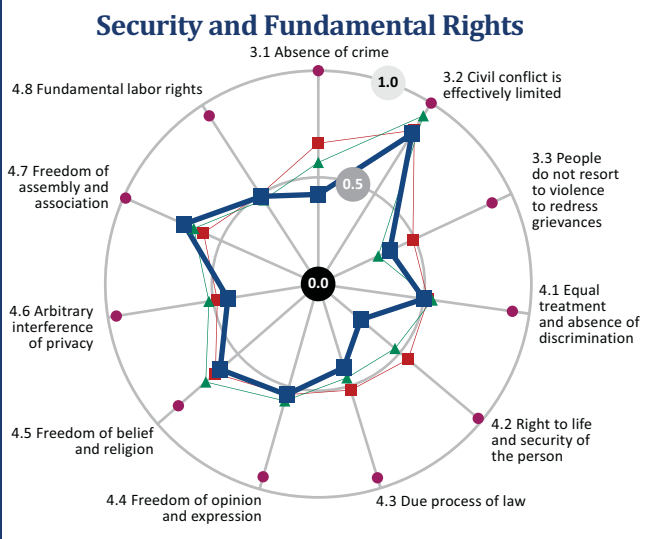
Population
156m (2010)
50% Urban
11% in three largest cities

WJP Rule of Law Index Factors		Score	Global Ranking	Regional Ranking	Income Group Ranking
Factor 1:	Limited Government Powers	0.50	44/66	3/9	10/16
Factor 2:	Absence of Corruption	0.41	52/66	5/9	11/16
Factor 3:	Order and Security	0.54	63/66	9/9	14/16
Factor 4:	Fundamental Rights	0.49	55/66	6/9	11/16
Factor 5:	Open Government	0.34	59/66	4/9	13/16
Factor 6:	Regulatory Enforcement	0.46	50/66	4/9	11/16
Factor 7:	Access to Civil Justice	0.57	34/66	3/9	2/16
Factor 8:	Effective Criminal Justice	0.41	53/66	7/9	11/16

2. Scores for all WJP Rule of Law Index sub-factors

In each graph, a sub-factor is represented by a radius from the center of the circle to the periphery. The center of each circle corresponds to the lowest possible score for each sub-factor (0.00); the outer edge of the circle marks the highest possible score (1.00).

Key — Nigeria Top Score Lower Middle Income Sub-Saharan Africa



1. WJP Rule of Law Index

Income
High

Region
Western Europe
& North America

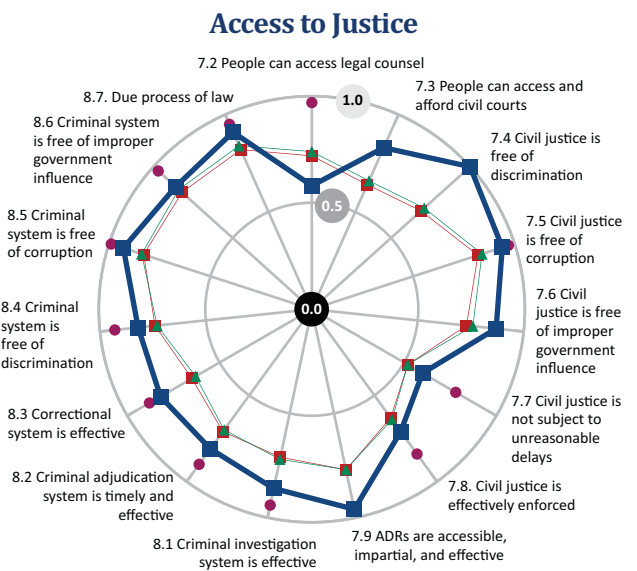
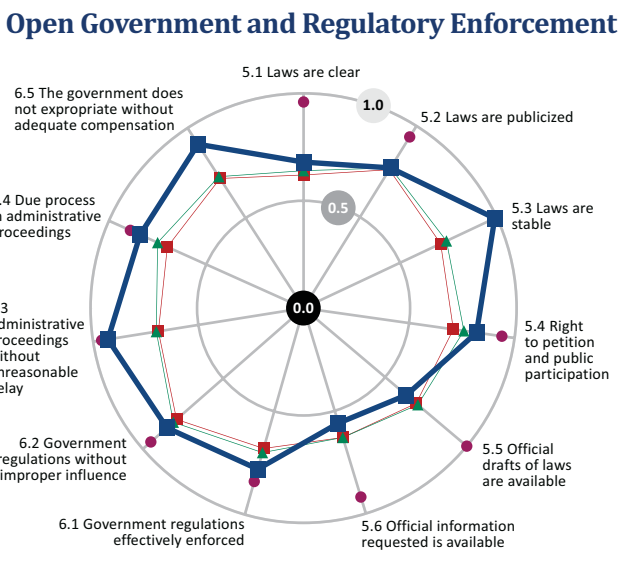
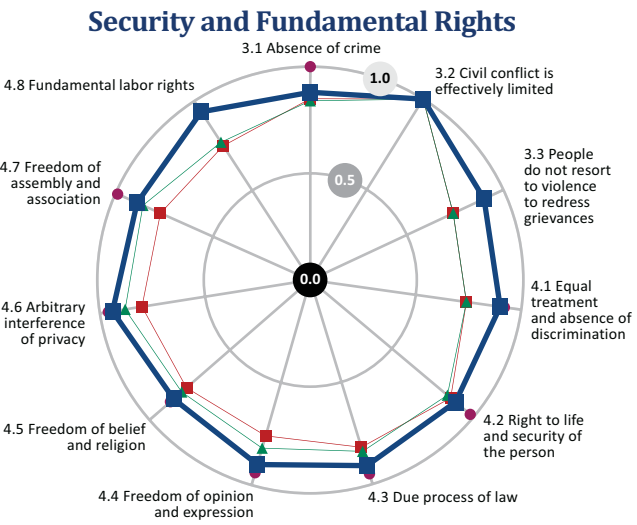
Population
5m (2010)
78% Urban
25% in three
largest cities

WJP Rule of Law Index Factors		Score	Global Ranking	Regional Ranking	Income Group Ranking
Factor 1:	Limited Government Powers	0.91	1/66	1/12	1/23
Factor 2:	Absence of Corruption	0.91	3/66	2/12	3/23
Factor 3:	Order and Security	0.93	3/66	1/12	3/23
Factor 4:	Fundamental Rights	0.90	2/66	2/12	2/23
Factor 5:	Open Government	0.74	10/66	6/12	10/23
Factor 6:	Regulatory Enforcement	0.86	2/66	2/12	2/23
Factor 7:	Access to Civil Justice	0.81	1/66	1/12	1/23
Factor 8:	Effective Criminal Justice	0.86	1/66	1/12	1/23

2. Scores for all WJP Rule of Law Index sub-factors

In each graph, a sub-factor is represented by a radius from the center of the circle to the periphery. The center of each circle corresponds to the lowest possible score for each sub-factor (0.00); the outer edge of the circle marks the highest possible score (1.00).

Key —  Norway  Top Score  High Income  Western Europe & North America



1. WJP Rule of Law Index

Income
Lower Middle

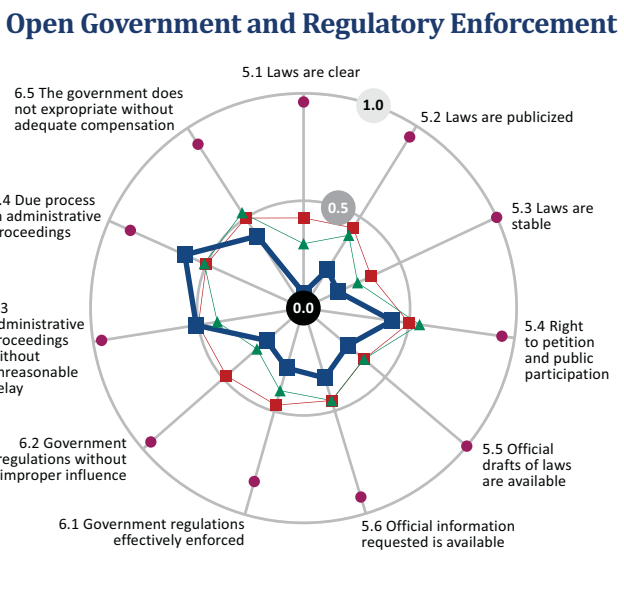
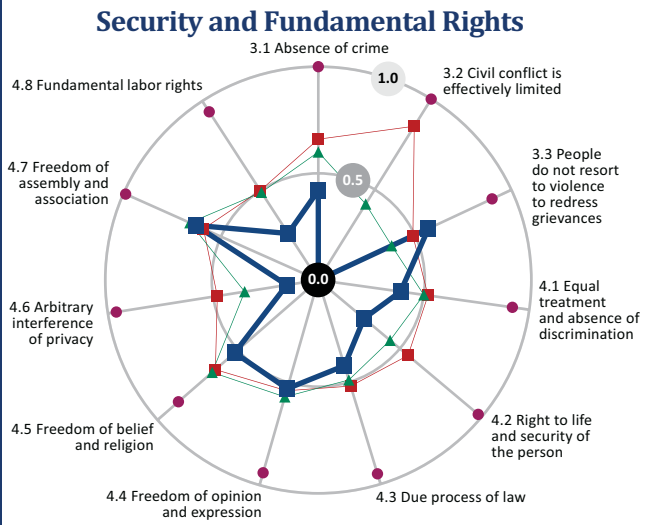
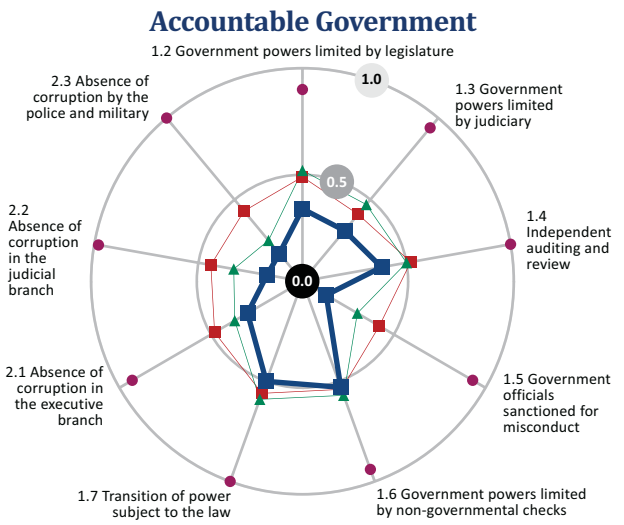
Region
South Asia

Population
167m (2010)
37% Urban
14% in three largest cities

WJP Rule of Law Index Factors		Score	Global Ranking	Regional Ranking	Income Group Ranking
Factor 1:	Limited Government Powers	0.37	60/66	3/3	14/16
Factor 2:	Absence of Corruption	0.21	65/66	3/3	16/16
Factor 3:	Order and Security	0.33	66/66	3/3	16/16
Factor 4:	Fundamental Rights	0.40	63/66	3/3	15/16
Factor 5:	Open Government	0.25	65/66	3/3	16/16
Factor 6:	Regulatory Enforcement	0.41	59/66	3/3	15/16
Factor 7:	Access to Civil Justice	0.32	66/66	3/3	16/16
Factor 8:	Effective Criminal Justice	0.36	61/66	3/3	15/16

2. Scores for all WJP Rule of Law Index sub-factors

In each graph, a sub-factor is represented by a radius from the center of the circle to the periphery. The center of each circle corresponds to the lowest possible score for each sub-factor (0.00); the outer edge of the circle marks the highest possible score (1.00).



1. WJP Rule of Law Index

Income
Upper Middle

Region
Latin America
& Caribbean

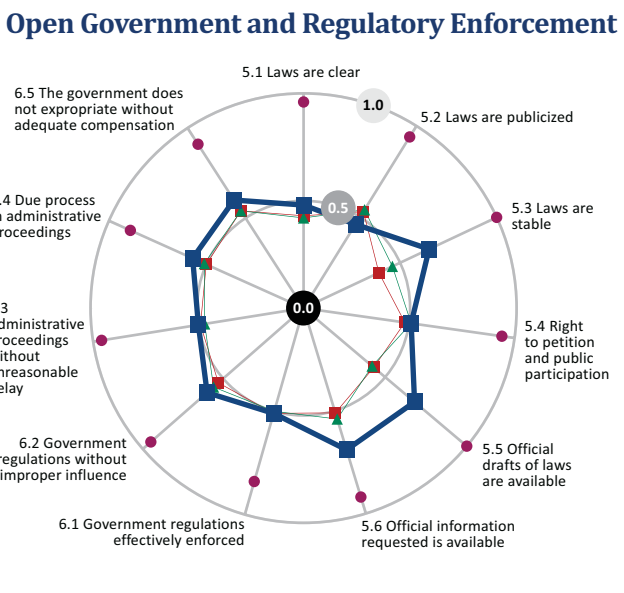
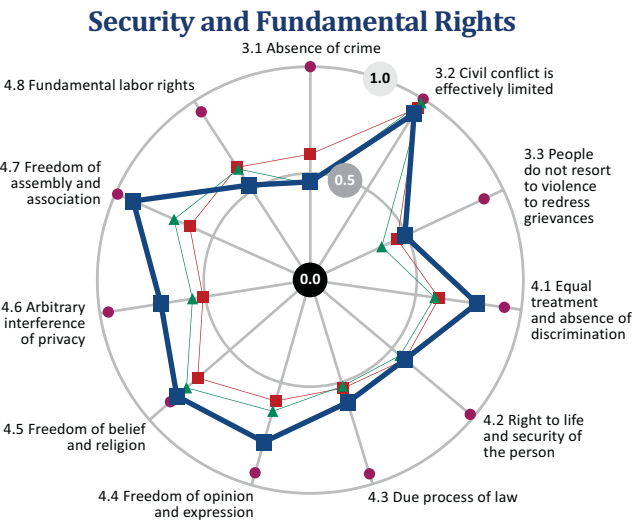
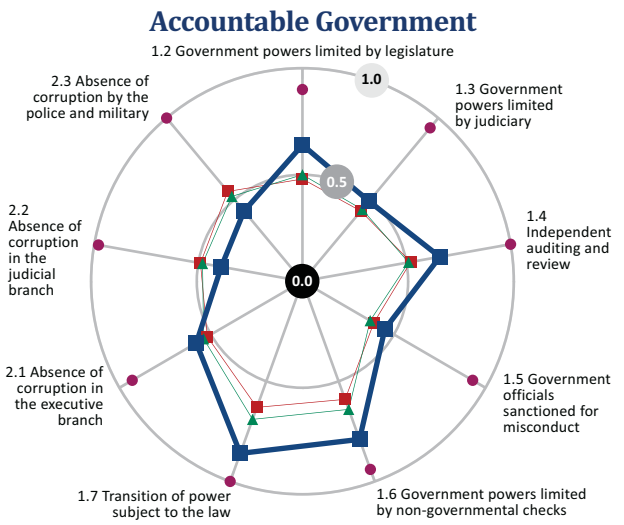
Population
30m (2010)
72% Urban
34% in three
largest cities

WJP Rule of Law Index Factors		Score	Global Ranking	Regional Ranking	Income Group Ranking
Factor 1:	Limited Government Powers	0.65	23/66	2/12	2/19
Factor 2:	Absence of Corruption	0.47	45/66	7/12	12/19
Factor 3:	Order and Security	0.62	50/66	4/12	11/19
Factor 4:	Fundamental Rights	0.72	24/66	2/12	3/19
Factor 5:	Open Government	0.58	20/66	3/12	3/19
Factor 6:	Regulatory Enforcement	0.56	28/66	5/12	5/19
Factor 7:	Access to Civil Justice	0.49	49/66	8/12	16/19
Factor 8:	Effective Criminal Justice	0.50	36/66	3/12	7/19

2. Scores for all WJP Rule of Law Index sub-factors

In each graph, a sub-factor is represented by a radius from the center of the circle to the periphery. The center of each circle corresponds to the lowest possible score for each sub-factor (0.00); the outer edge of the circle marks the highest possible score (1.00).

Key —  Peru  Top Score  Upper Middle Income  Latin America & Caribbean



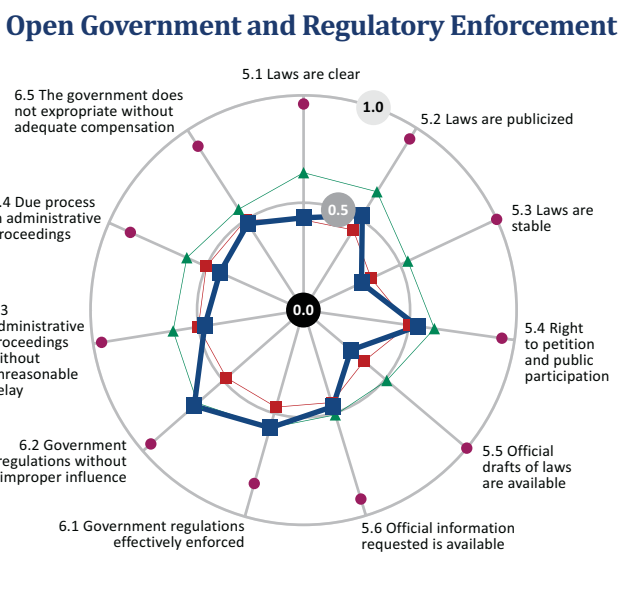
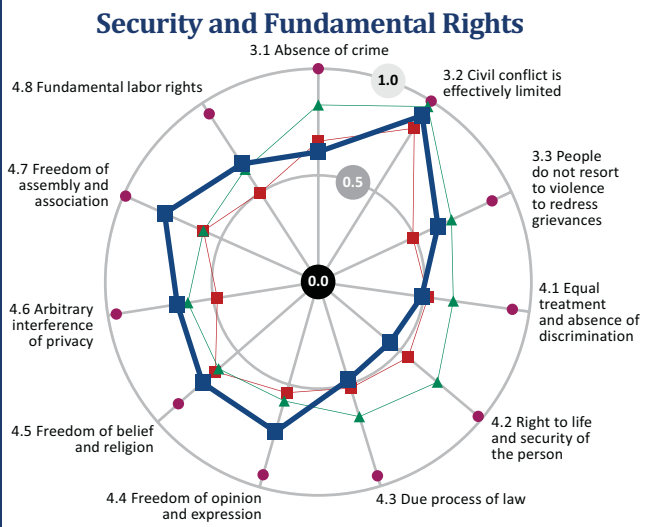
1. WJP Rule of Law Index

Income	WJP Rule of Law Index Factors	Score	Global Ranking	Regional Ranking	Income Group Ranking
Lower Middle	Factor 1: Limited Government Powers	0.57	31/66	8/13	3/16
Region	Factor 2: Absence of Corruption	0.58	33/66	10/13	5/16
East Asia & Pacific	Factor 3: Order and Security	0.72	39/66	12/13	9/16
Population	Factor 4: Fundamental Rights	0.62	40/66	9/13	6/16
94m (2010)	Factor 5: Open Government	0.43	46/66	12/13	9/16
66% Urban	Factor 6: Regulatory Enforcement	0.53	34/66	9/13	5/16
15% in three largest cities	Factor 7: Access to Civil Justice	0.46	56/66	12/13	13/16
	Factor 8: Effective Criminal Justice	0.45	47/66	12/13	8/16

2. Scores for all WJP Rule of Law Index sub-factors

In each graph, a sub-factor is represented by a radius from the center of the circle to the periphery. The center of each circle corresponds to the lowest possible score for each sub-factor (0.00); the outer edge of the circle marks the highest possible score (1.00).

Key —  Philippines  Top Score  Lower Middle Income  East Asia & Pacific



1. WJP Rule of Law Index

Income
High

Region
Eastern Europe
& Central Asia

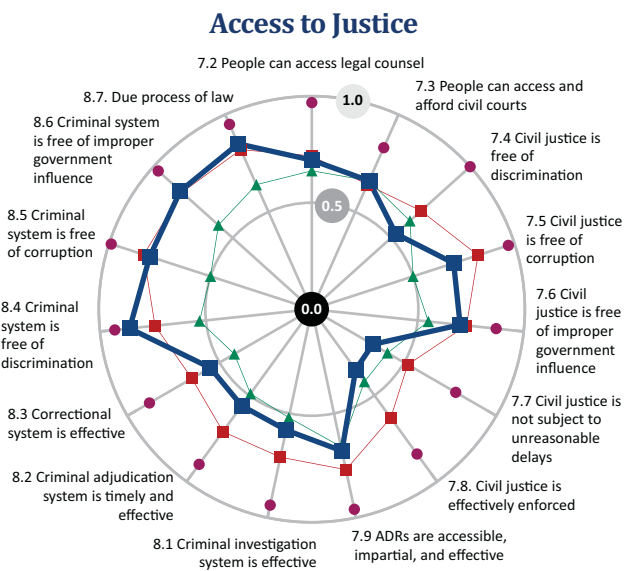
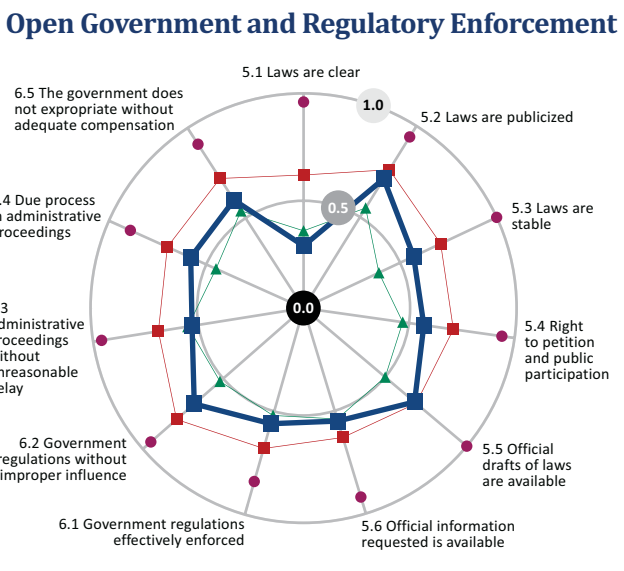
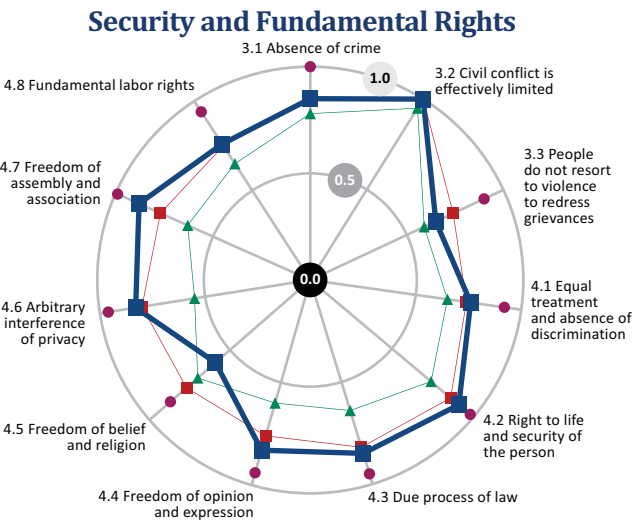
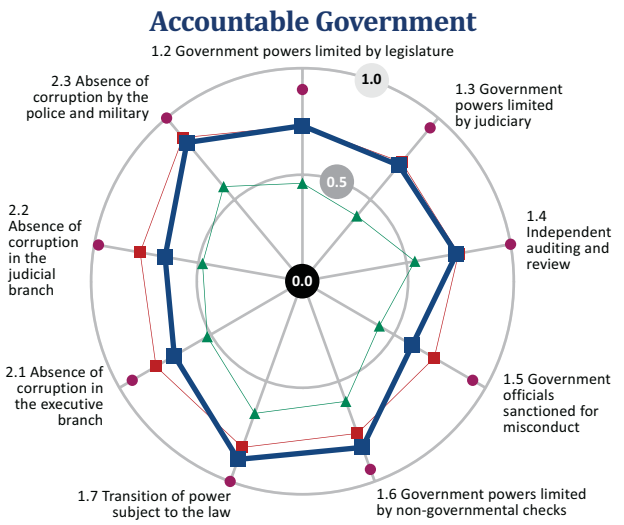
Population
38m (2010)
61% Urban
8% in three
largest cities

WJP Rule of Law Index Factors		Score	Global Ranking	Regional Ranking	Income Group Ranking
Factor 1:	Limited Government Powers	0.75	13/66	2/12	13/23
Factor 2:	Absence of Corruption	0.74	21/66	2/12	20/23
Factor 3:	Order and Security	0.83	19/66	2/12	18/23
Factor 4:	Fundamental Rights	0.80	10/66	3/12	10/23
Factor 5:	Open Government	0.56	23/66	2/12	20/23
Factor 6:	Regulatory Enforcement	0.59	22/66	2/12	20/23
Factor 7:	Access to Civil Justice	0.58	30/66	5/12	21/23
Factor 8:	Effective Criminal Justice	0.72	17/66	3/12	17/23

2. Scores for all WJP Rule of Law Index sub-factors

In each graph, a sub-factor is represented by a radius from the center of the circle to the periphery. The center of each circle corresponds to the lowest possible score for each sub-factor (0.00); the outer edge of the circle marks the highest possible score (1.00).

Key — ■ Poland ● Top Score ■ High Income ▲ Eastern Europe & Central Asia



1. WJP Rule of Law Index

Income
Upper Middle

Region
Eastern Europe
& Central Asia

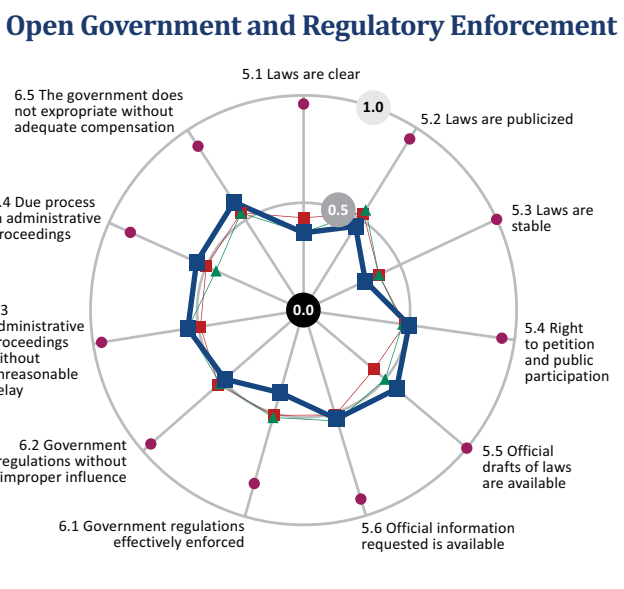
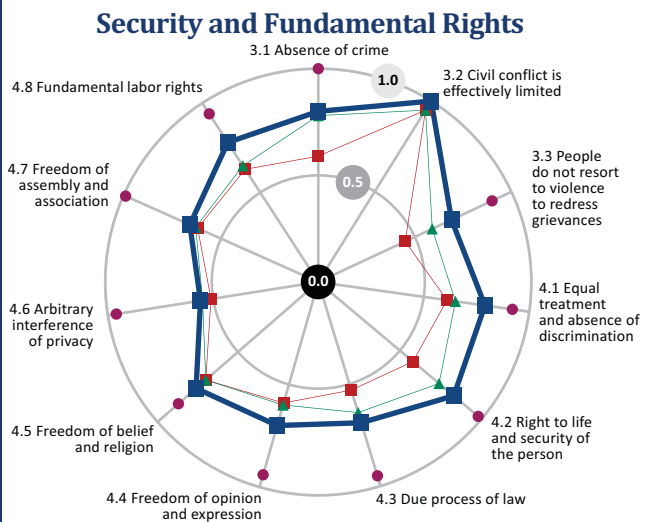
Population
21m (2010)
55% Urban
12% in three
largest cities

WJP Rule of Law Index Factors		Score	Global Ranking	Regional Ranking	Income Group Ranking
Factor 1:	Limited Government Powers	0.51	43/66	5/12	10/19
Factor 2:	Absence of Corruption	0.60	30/66	4/12	6/19
Factor 3:	Order and Security	0.83	20/66	3/12	2/19
Factor 4:	Fundamental Rights	0.72	23/66	4/12	2/19
Factor 5:	Open Government	0.46	36/66	5/12	7/19
Factor 6:	Regulatory Enforcement	0.52	38/66	7/12	10/19
Factor 7:	Access to Civil Justice	0.56	35/66	7/12	9/19
Factor 8:	Effective Criminal Justice	0.57	28/66	5/12	3/19

2. Scores for all WJP Rule of Law Index sub-factors

In each graph, a sub-factor is represented by a radius from the center of the circle to the periphery. The center of each circle corresponds to the lowest possible score for each sub-factor (0.00); the outer edge of the circle marks the highest possible score (1.00).

Key —  Romania  Top Score  Upper Middle Income  Eastern Europe & Central Asia

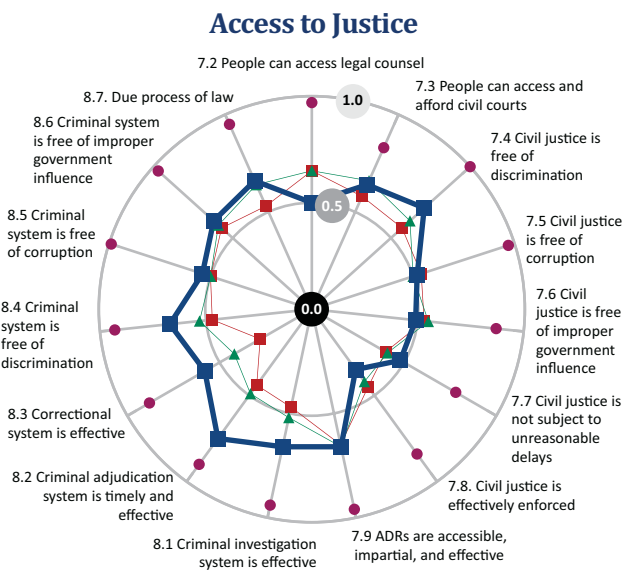
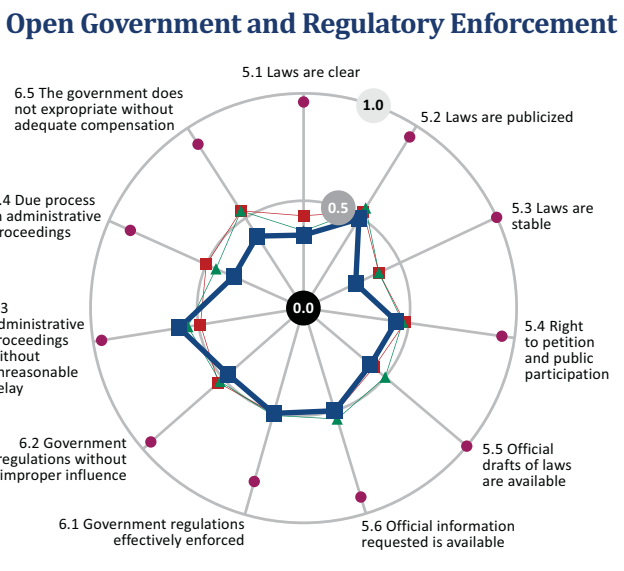
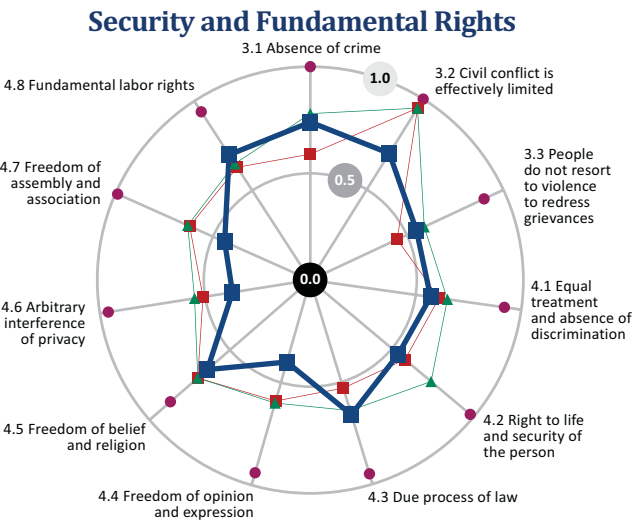
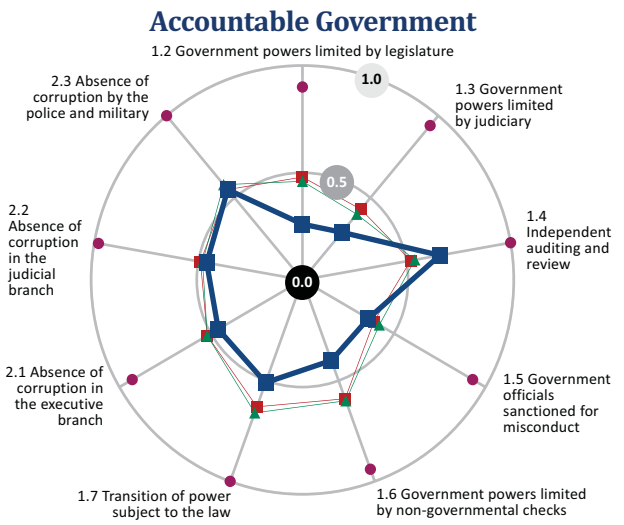


1. WJP Rule of Law Index

Income	WJP Rule of Law Index Factors		Score	Global Ranking	Regional Ranking	Income Group Ranking
Upper Middle	Factor 1:	Limited Government Powers	0.41	55/66	9/12	16/19
Region	Factor 2:	Absence of Corruption	0.49	40/66	7/12	10/19
Eastern Europe & Central Asia	Factor 3:	Order and Security	0.67	45/66	12/12	10/19
Population	Factor 4:	Fundamental Rights	0.54	47/66	10/12	15/19
140m (2010)	Factor 5:	Open Government	0.41	52/66	10/12	16/19
73% Urban	Factor 6:	Regulatory Enforcement	0.47	49/66	10/12	14/19
12% in three largest cities	Factor 7:	Access to Civil Justice	0.54	40/66	9/12	13/19
	Factor 8:	Effective Criminal Justice	0.64	23/66	4/12	1/19

2. Scores for all WJP Rule of Law Index sub-factors

In each graph, a sub-factor is represented by a radius from the center of the circle to the periphery. The center of each circle corresponds to the lowest possible score for each sub-factor (0.00); the outer edge of the circle marks the highest possible score (1.00).

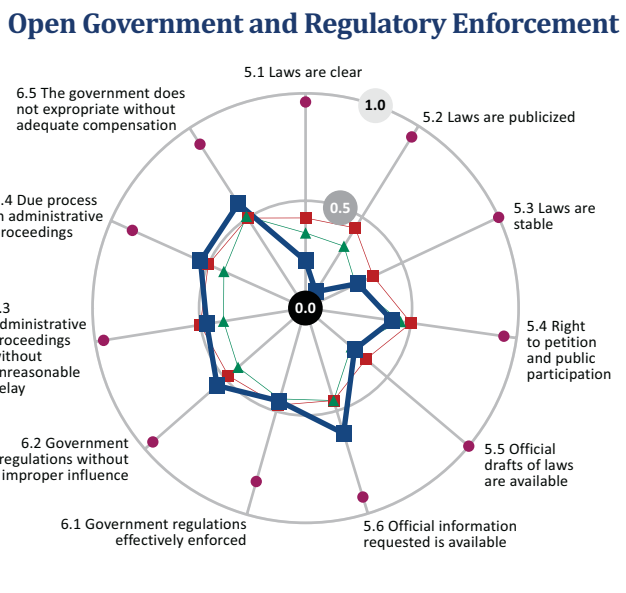
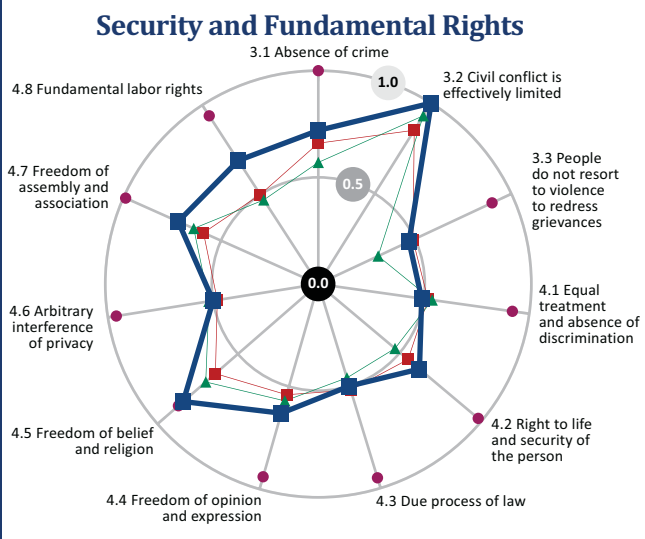


1. WJP Rule of Law Index

Income	WJP Rule of Law Index Factors	Score	Global Ranking	Regional Ranking	Income Group Ranking
Lower Middle	Factor 1: Limited Government Powers	0.45	51/66	5/9	11/16
Region	Factor 2: Absence of Corruption	0.50	37/66	2/9	7/16
Sub-Saharan Africa	Factor 3: Order and Security	0.73	36/66	1/9	6/16
Population	Factor 4: Fundamental Rights	0.62	38/66	3/9	5/16
13m (2010)	Factor 5: Open Government	0.31	62/66	6/9	14/16
43% Urban	Factor 6: Regulatory Enforcement	0.52	39/66	2/9	6/16
25% in three largest cities	Factor 7: Access to Civil Justice	0.52	43/66	5/9	5/16
	Factor 8: Effective Criminal Justice	0.46	46/66	5/9	7/16

2. Scores for all WJP Rule of Law Index sub-factors

In each graph, a sub-factor is represented by a radius from the center of the circle to the periphery. The center of each circle corresponds to the lowest possible score for each sub-factor (0.00); the outer edge of the circle marks the highest possible score (1.00).



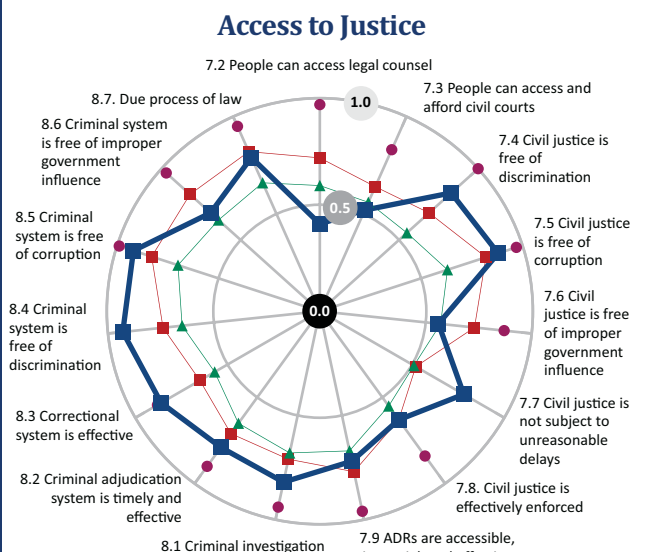
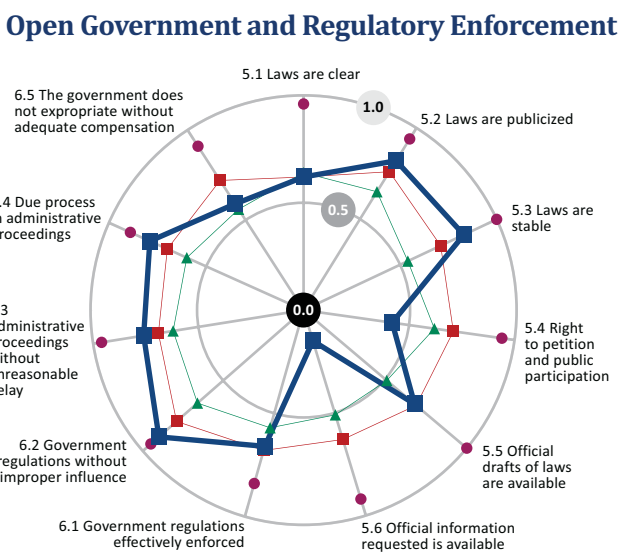
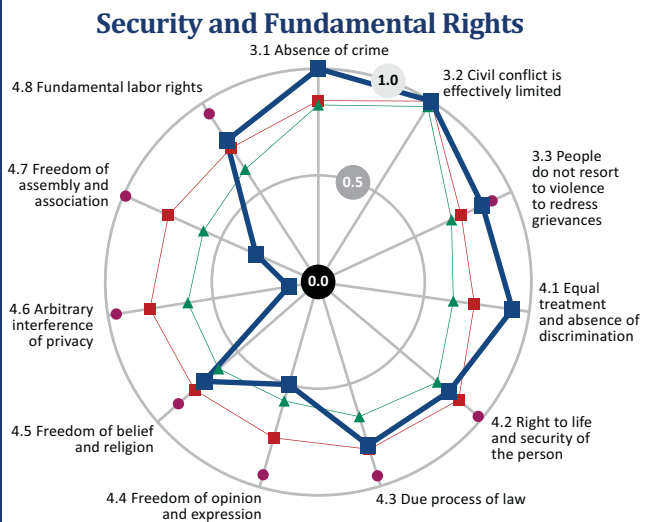
1. WJP Rule of Law Index

Income	WJP Rule of Law Index Factors	Score	Global Ranking	Regional Ranking	Income Group Ranking
High	Factor 1: Limited Government Powers	0.70	20/66	5/13	18/23
Region	Factor 2: Absence of Corruption	0.91	4/66	2/13	4/23
East Asia & Pacific	Factor 3: Order and Security	0.95	2/66	2/13	2/23
Population	Factor 4: Fundamental Rights	0.62	39/66	8/13	22/23
5m (2010)	Factor 5: Open Government	0.59	19/66	6/13	17/23
100% Urban	Factor 6: Regulatory Enforcement	0.74	11/66	4/13	11/23
89% in three largest cities	Factor 7: Access to Civil Justice	0.67	15/66	5/13	15/23
	Factor 8: Effective Criminal Justice	0.83	5/66	3/13	5/23

2. Scores for all WJP Rule of Law Index sub-factors

In each graph, a sub-factor is represented by a radius from the center of the circle to the periphery. The center of each circle corresponds to the lowest possible score for each sub-factor (0.00); the outer edge of the circle marks the highest possible score (1.00).

Key —  Singapore  Top Score  High Income  East Asia & Pacific



1. WJP Rule of Law Index

Income
Upper Middle

Region
Sub-Saharan Africa

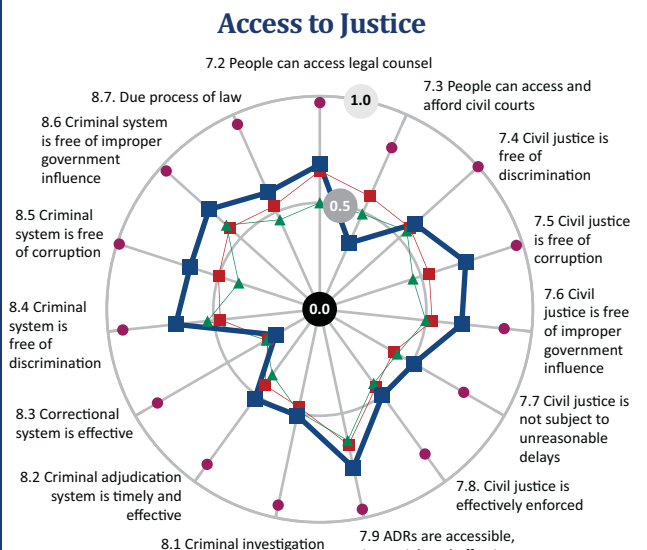
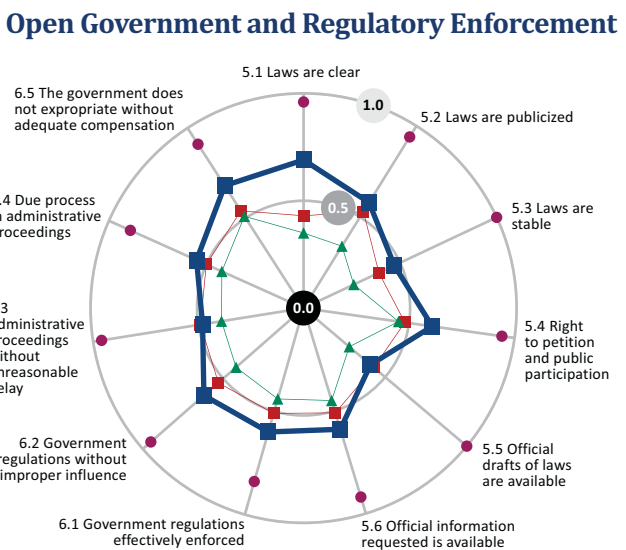
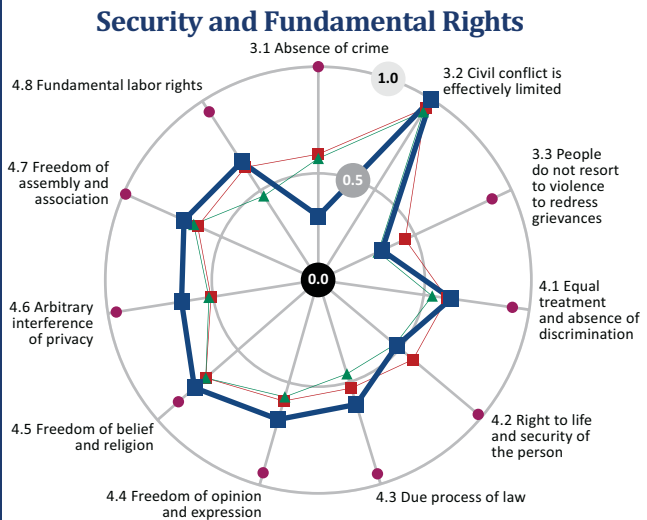
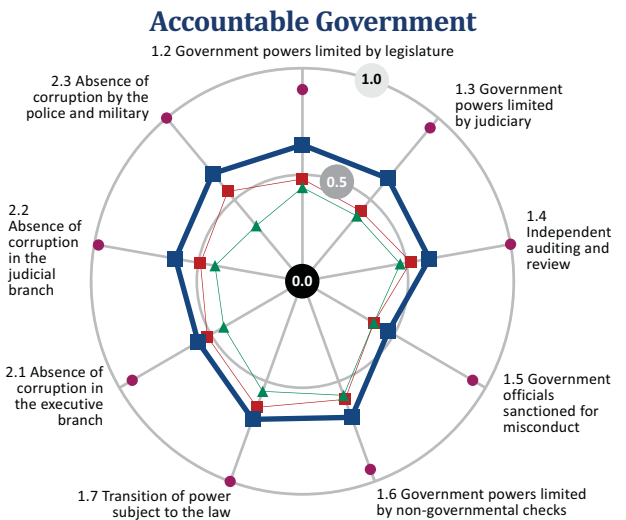
Population
50m (2010)
62% Urban
20% in three largest cities

WJP Rule of Law Index Factors		Score	Global Ranking	Regional Ranking	Income Group Ranking
Factor 1:	Limited Government Powers	0.62	25/66	2/9	3/19
Factor 2:	Absence of Corruption	0.61	29/66	1/9	5/19
Factor 3:	Order and Security	0.55	61/66	8/9	17/19
Factor 4:	Fundamental Rights	0.65	30/66	2/9	7/19
Factor 5:	Open Government	0.56	24/66	1/9	4/19
Factor 6:	Regulatory Enforcement	0.59	23/66	1/9	2/19
Factor 7:	Access to Civil Justice	0.60	23/66	1/9	2/19
Factor 8:	Effective Criminal Justice	0.56	29/66	1/9	4/19

2. Scores for all WJP Rule of Law Index sub-factors

In each graph, a sub-factor is represented by a radius from the center of the circle to the periphery. The center of each circle corresponds to the lowest possible score for each sub-factor (0.00); the outer edge of the circle marks the highest possible score (1.00).

Key — South Africa Top Score Upper Middle Income Sub-Saharan Africa



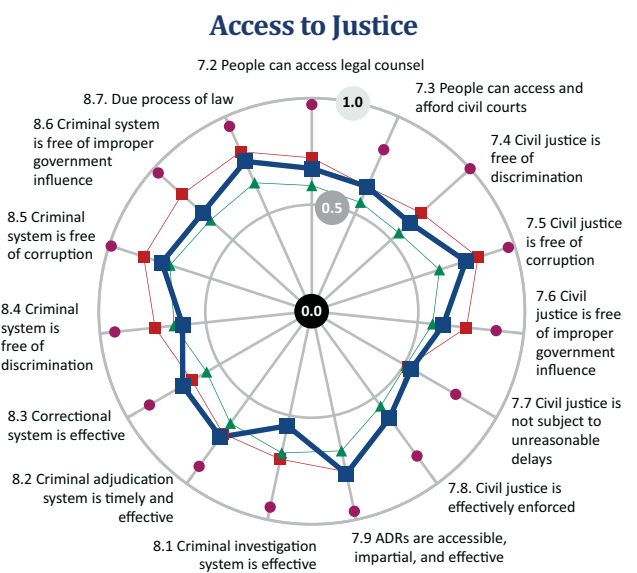
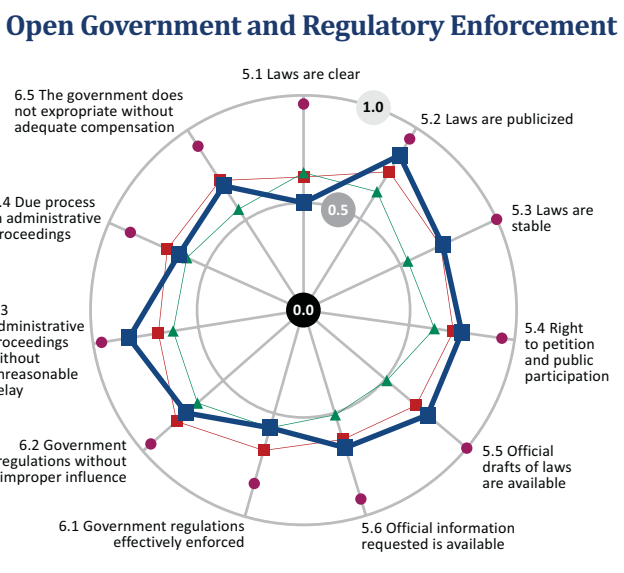
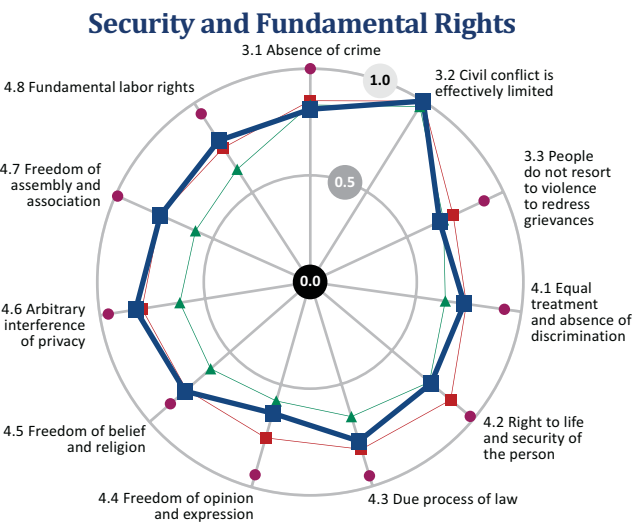
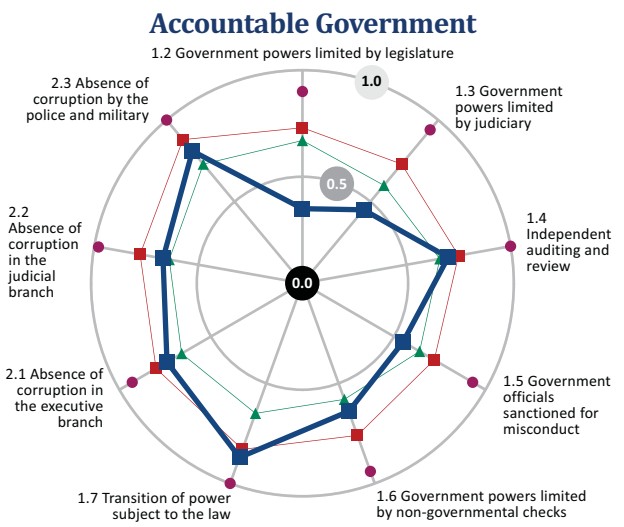
1. WJP Rule of Law Index

Income	WJP Rule of Law Index Factors	Score	Global Ranking	Regional Ranking	Income Group Ranking
High	Factor 1: Limited Government Powers	0.59	30/66	7/13	22/23
Region	Factor 2: Absence of Corruption	0.74	20/66	6/13	19/23
East Asia & Pacific	Factor 3: Order and Security	0.83	21/66	7/13	19/23
Population	Factor 4: Fundamental Rights	0.76	17/66	4/13	17/23
49m (2010)	Factor 5: Open Government	0.71	14/66	5/13	14/23
82% Urban	Factor 6: Regulatory Enforcement	0.69	16/66	5/13	16/23
32% in three largest cities	Factor 7: Access to Civil Justice	0.66	17/66	6/13	17/23
	Factor 8: Effective Criminal Justice	0.68	21/66	6/13	21/23

2. Scores for all WJP Rule of Law Index sub-factors

In each graph, a sub-factor is represented by a radius from the center of the circle to the periphery. The center of each circle corresponds to the lowest possible score for each sub-factor (0.00); the outer edge of the circle marks the highest possible score (1.00).

Key — ■ South Korea ● Top Score ■ High Income ▲ East Asia & Pacific



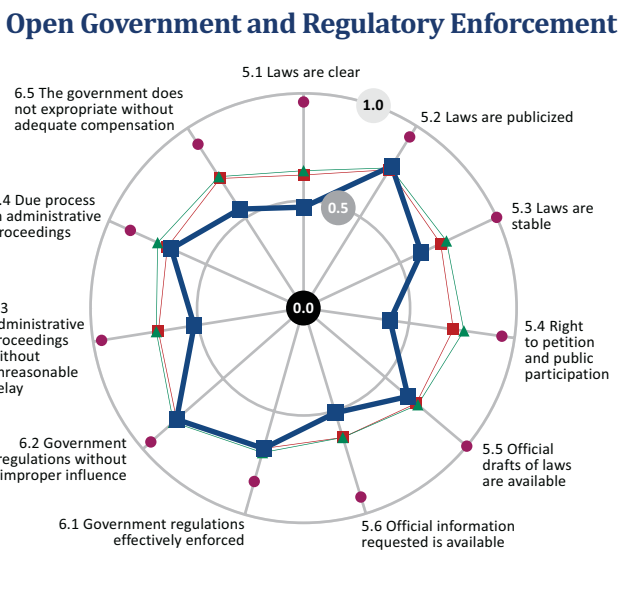
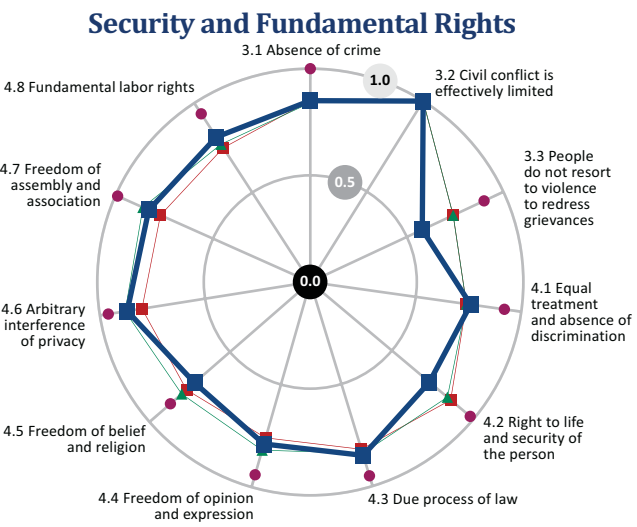
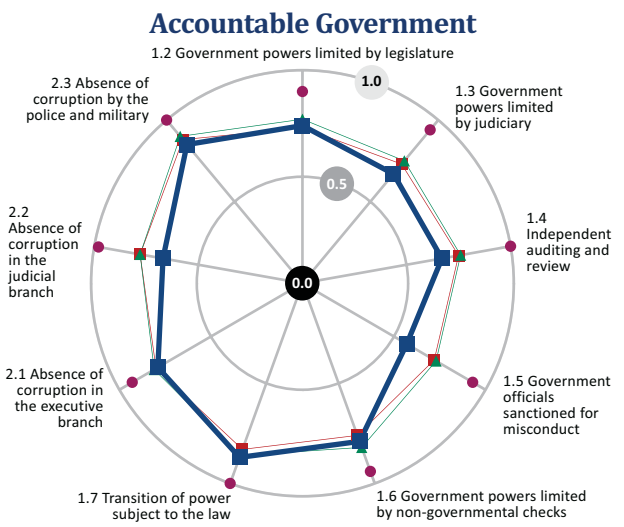
1. WJP Rule of Law Index

Income	WJP Rule of Law Index Factors		Score	Global Ranking	Regional Ranking	Income Group Ranking
High	Factor 1:	Limited Government Powers	0.72	18/66	11/12	17/23
Region	Factor 2:	Absence of Corruption	0.77	19/66	11/12	18/23
Western Europe & North America	Factor 3:	Order and Security	0.81	24/66	11/12	21/23
Population	Factor 4:	Fundamental Rights	0.80	12/66	7/12	12/23
46m (2010)	Factor 5:	Open Government	0.57	22/66	11/12	19/23
77% Urban	Factor 6:	Regulatory Enforcement	0.64	19/66	11/12	19/23
25% in three largest cities	Factor 7:	Access to Civil Justice	0.65	19/66	10/12	18/23
	Factor 8:	Effective Criminal Justice	0.70	19/66	10/12	19/23

2. Scores for all WJP Rule of Law Index sub-factors

In each graph, a sub-factor is represented by a radius from the center of the circle to the periphery. The center of each circle corresponds to the lowest possible score for each sub-factor (0.00); the outer edge of the circle marks the highest possible score (1.00).

Key —  Spain  Top Score  High Income  Western Europe & North America

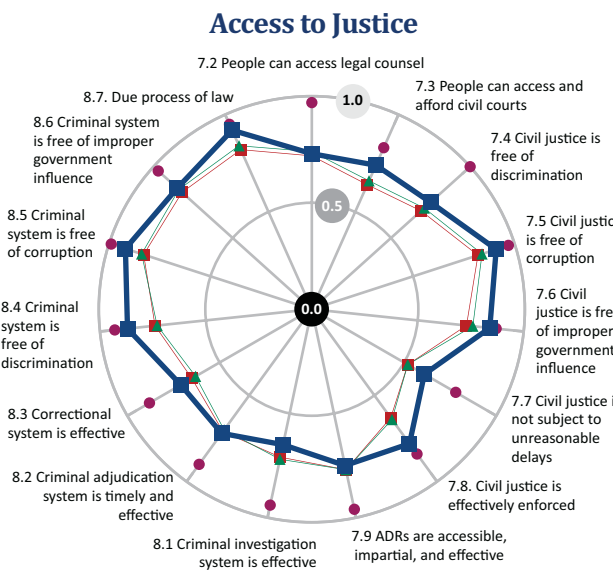
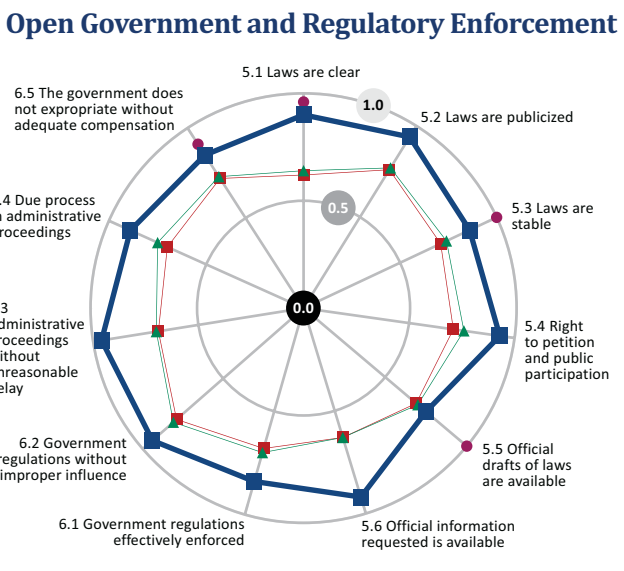
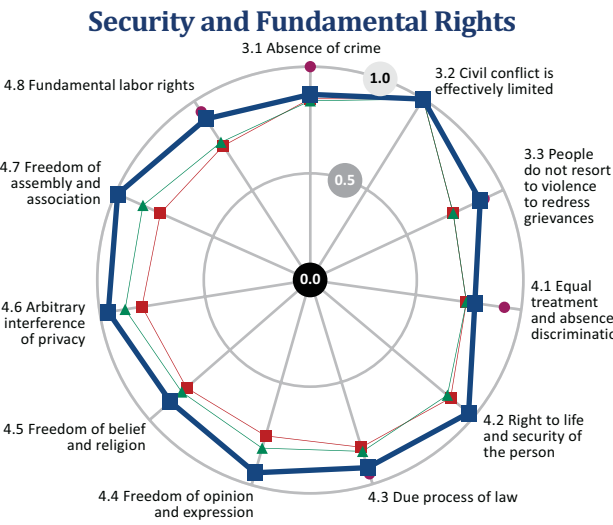
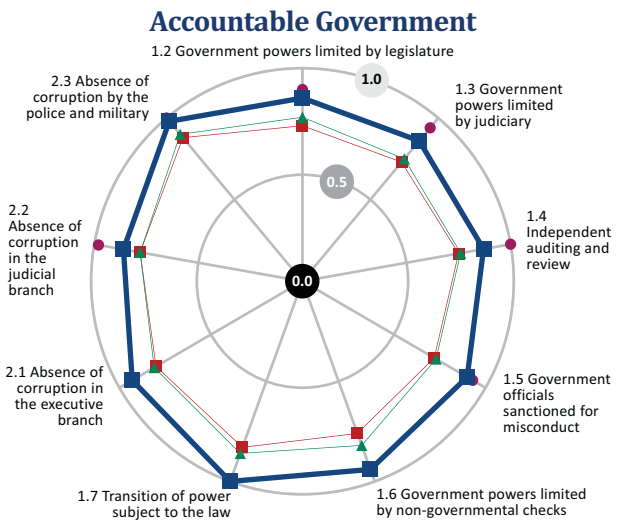


1. WJP Rule of Law Index

Income	WJP Rule of Law Index Factors	Score	Global Ranking	Regional Ranking	Income Group Ranking
High	Factor 1: Limited Government Powers	0.90	3/66	2/12	3/23
Region	Factor 2: Absence of Corruption	0.92	2/66	1/12	2/23
Western Europe & North America	Factor 3: Order and Security	0.92	5/66	2/12	5/23
Population	Factor 4: Fundamental Rights	0.92	1/66	1/12	1/23
9m (2010)	Factor 5: Open Government	0.88	1/66	1/12	1/23
85% Urban	Factor 6: Regulatory Enforcement	0.90	1/66	1/12	1/23
22% in three largest cities	Factor 7: Access to Civil Justice	0.76	5/66	4/12	5/23
	Factor 8: Effective Criminal Justice	0.80	7/66	3/12	7/23

2. Scores for all WJP Rule of Law Index sub-factors

In each graph, a sub-factor is represented by a radius from the center of the circle to the periphery. The center of each circle corresponds to the lowest possible score for each sub-factor (0.00); the outer edge of the circle marks the highest possible score (1.00).

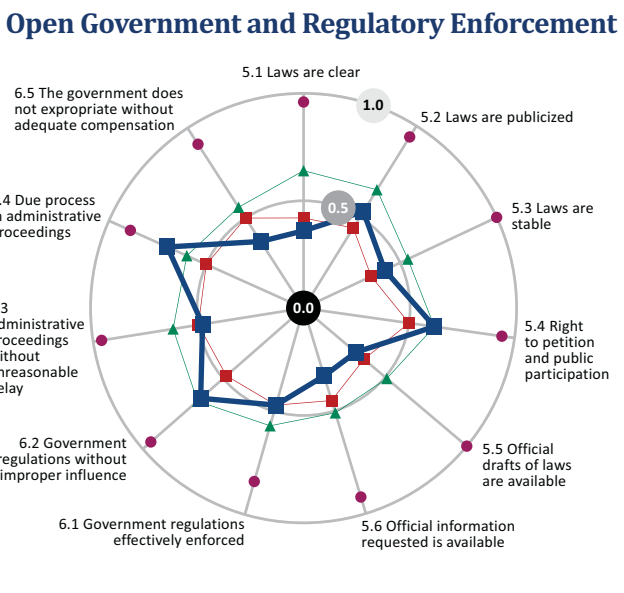
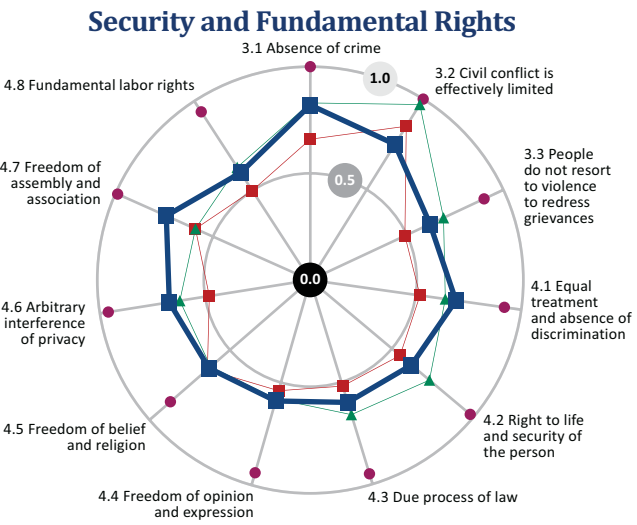
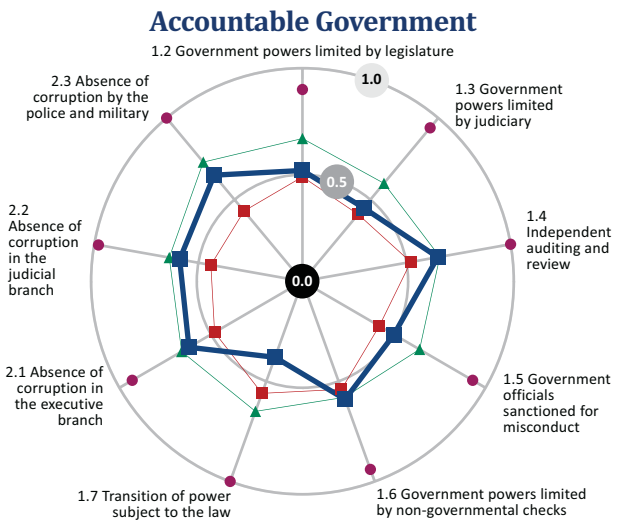


1. WJP Rule of Law Index

Income	WJP Rule of Law Index Factors		Score	Global Ranking	Regional Ranking	Income Group Ranking
Lower Middle	Factor 1:	Limited Government Powers	0.51	42/66	12/13	9/16
Region	Factor 2:	Absence of Corruption	0.62	28/66	8/13	2/16
East Asia & Pacific	Factor 3:	Order and Security	0.73	38/66	11/13	8/16
Population	Factor 4:	Fundamental Rights	0.64	32/66	7/13	2/16
64m (2010)	Factor 5:	Open Government	0.43	45/66	11/13	8/16
34% Urban	Factor 6:	Regulatory Enforcement	0.53	33/66	8/13	4/16
12% in three largest cities	Factor 7:	Access to Civil Justice	0.48	53/66	11/13	11/16
	Factor 8:	Effective Criminal Justice	0.64	24/66	7/13	1/16

2. Scores for all WJP Rule of Law Index sub-factors

In each graph, a sub-factor is represented by a radius from the center of the circle to the periphery. The center of each circle corresponds to the lowest possible score for each sub-factor (0.00); the outer edge of the circle marks the highest possible score (1.00).



1. WJP Rule of Law Index

Income
Upper Middle

Region
Eastern Europe
& Central Asia

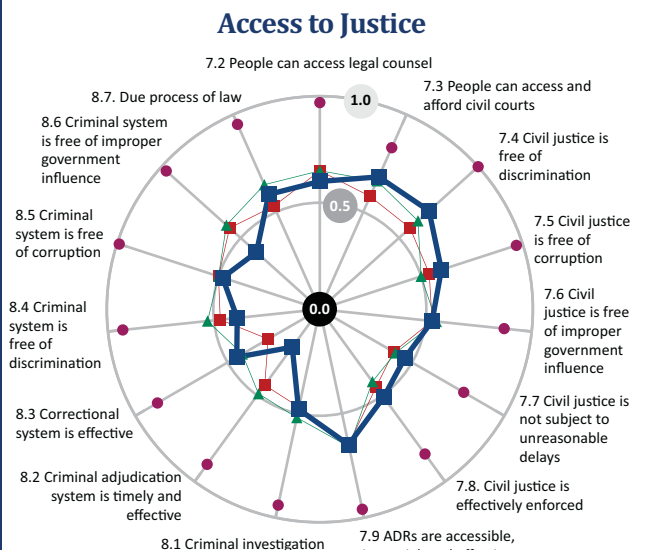
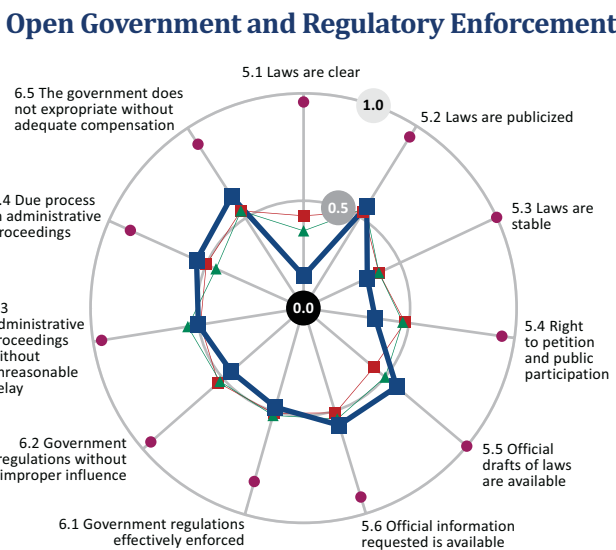
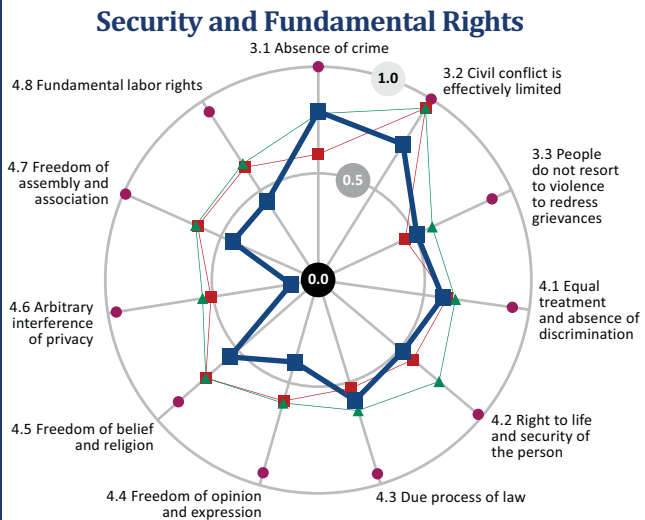
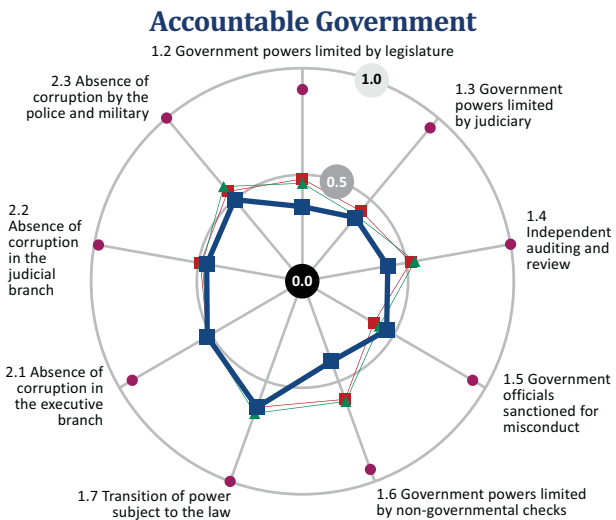
Population
71m (2010)
70% Urban
24% in three
largest cities

WJP Rule of Law Index Factors		Score	Global Ranking	Regional Ranking	Income Group Ranking
Factor 1:	Limited Government Powers	0.44	52/66	8/12	15/19
Factor 2:	Absence of Corruption	0.49	39/66	6/12	9/19
Factor 3:	Order and Security	0.68	43/66	11/12	8/19
Factor 4:	Fundamental Rights	0.46	58/66	12/12	17/19
Factor 5:	Open Government	0.42	48/66	8/12	14/19
Factor 6:	Regulatory Enforcement	0.52	36/66	5/12	9/19
Factor 7:	Access to Civil Justice	0.59	27/66	4/12	5/19
Factor 8:	Effective Criminal Justice	0.43	48/66	8/12	13/19

2. Scores for all WJP Rule of Law Index sub-factors

In each graph, a sub-factor is represented by a radius from the center of the circle to the periphery. The center of each circle corresponds to the lowest possible score for each sub-factor (0.00); the outer edge of the circle marks the highest possible score (1.00).

Key —  Turkey  Top Score  Upper Middle Income  Eastern Europe & Central Asia

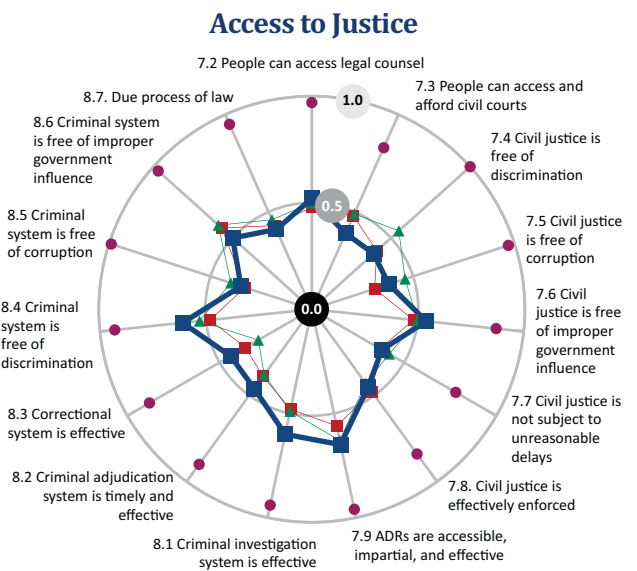
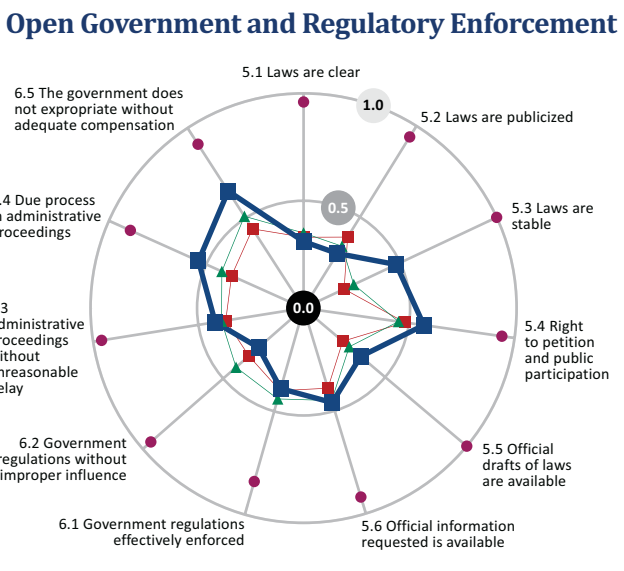
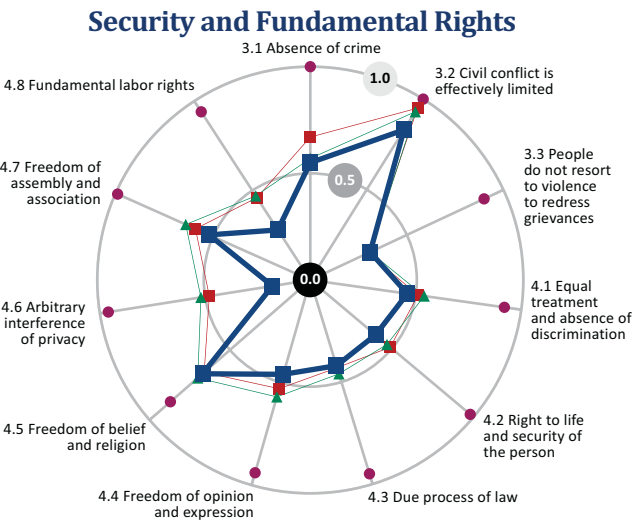


1. WJP Rule of Law Index

Income	WJP Rule of Law Index Factors	Score	Global Ranking	Regional Ranking	Income Group Ranking
Low	Factor 1: Limited Government Powers	0.41	54/66	6/9	4/8
Region	Factor 2: Absence of Corruption	0.33	56/66	6/9	3/8
Sub-Saharan Africa	Factor 3: Order and Security	0.56	59/66	6/9	7/8
Population	Factor 4: Fundamental Rights	0.42	61/66	8/9	6/8
34m (2010)	Factor 5: Open Government	0.41	51/66	3/9	2/8
13% Urban	Factor 6: Regulatory Enforcement	0.46	53/66	5/9	3/8
5% in three largest cities	Factor 7: Access to Civil Justice	0.46	55/66	6/9	3/8
	Factor 8: Effective Criminal Justice	0.48	42/66	4/9	4/8

2. Scores for all WJP Rule of Law Index sub-factors

In each graph, a sub-factor is represented by a radius from the center of the circle to the periphery. The center of each circle corresponds to the lowest possible score for each sub-factor (0.00); the outer edge of the circle marks the highest possible score (1.00).



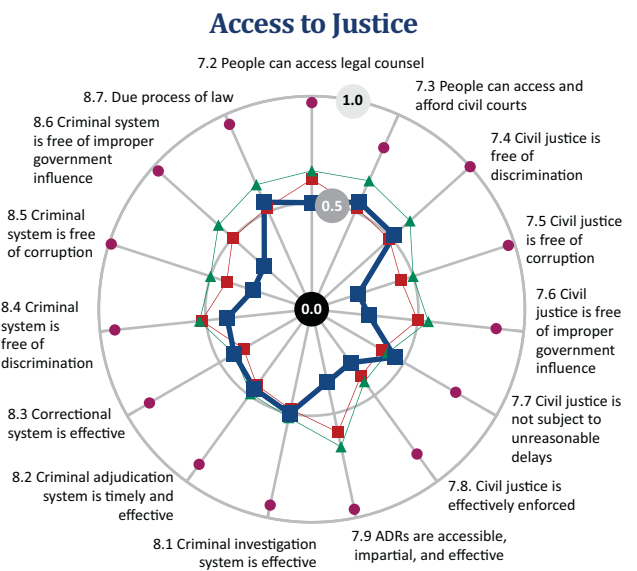
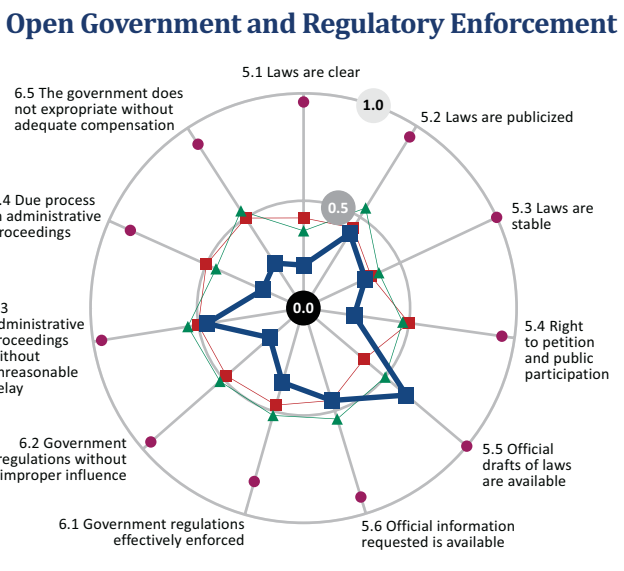
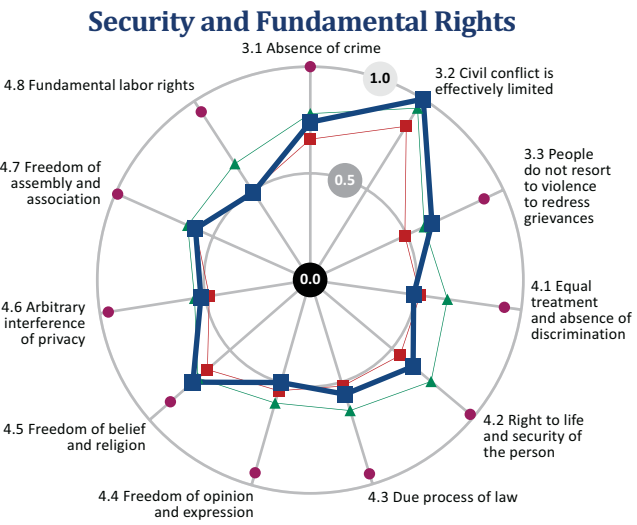
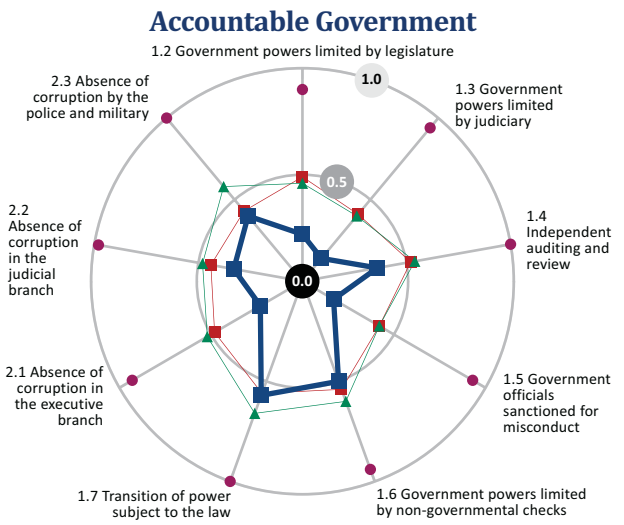
1. WJP Rule of Law Index

Income	WJP Rule of Law Index Factors	Score	Global Ranking	Regional Ranking	Income Group Ranking
Lower Middle	Factor 1: Limited Government Powers	0.33	64/66	12/12	16/16
Region	Factor 2: Absence of Corruption	0.32	57/66	11/12	12/16
Eastern Europe & Central Asia	Factor 3: Order and Security	0.79	28/66	6/12	4/16
Population	Factor 4: Fundamental Rights	0.56	44/66	8/12	8/16
45m (2010)	Factor 5: Open Government	0.37	53/66	11/12	12/16
68% Urban	Factor 6: Regulatory Enforcement	0.30	64/66	12/12	16/16
12% in three largest cities	Factor 7: Access to Civil Justice	0.40	63/66	12/12	15/16
	Factor 8: Effective Criminal Justice	0.42	52/66	9/12	10/16

2. Scores for all WJP Rule of Law Index sub-factors

In each graph, a sub-factor is represented by a radius from the center of the circle to the periphery. The center of each circle corresponds to the lowest possible score for each sub-factor (0.00); the outer edge of the circle marks the highest possible score (1.00).

Key — ■ Ukraine ● Top Score ■ Lower Middle Income ▲ Eastern Europe & Central Asia

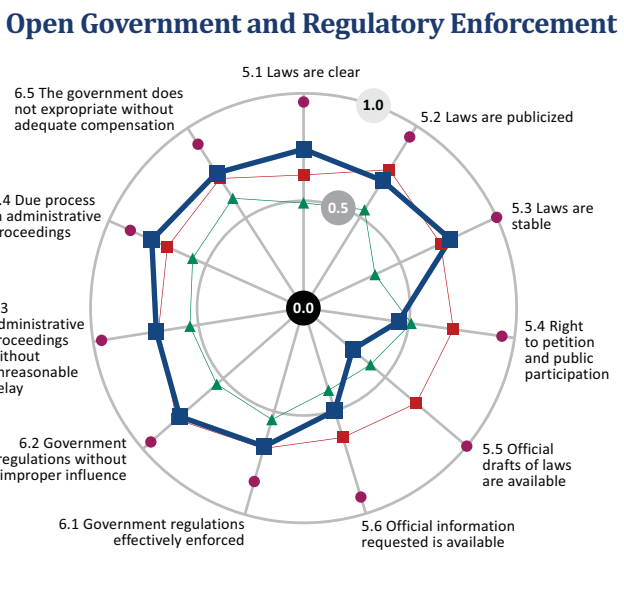
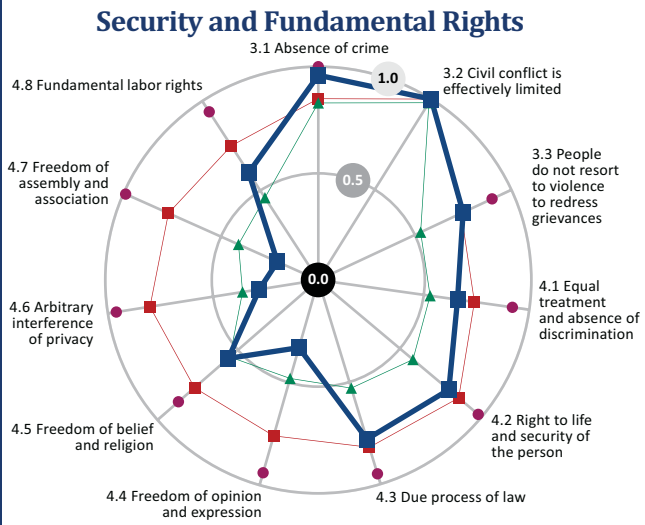
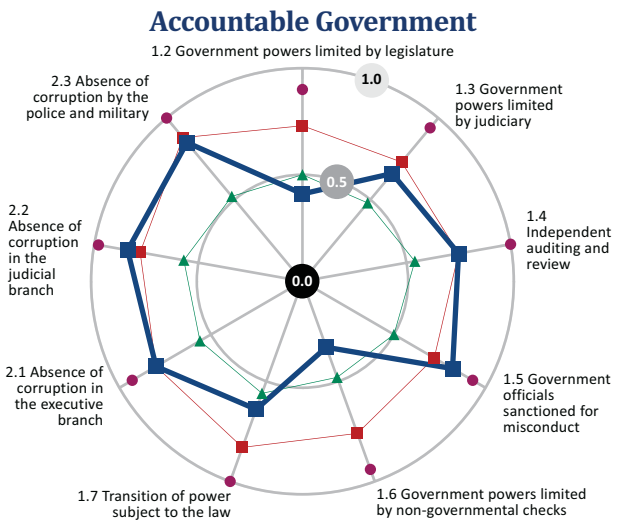


1. WJP Rule of Law Index

Income	WJP Rule of Law Index Factors		Score	Global Ranking	Regional Ranking	Income Group Ranking
High	Factor 1:	Limited Government Powers	0.60	28/66	1/5	20/23
Region	Factor 2:	Absence of Corruption	0.83	13/66	1/5	13/23
Middle East & North Africa	Factor 3:	Order and Security	0.90	6/66	1/5	6/23
Population	Factor 4:	Fundamental Rights	0.53	51/66	2/5	23/23
5m (2010)	Factor 5:	Open Government	0.57	21/66	1/5	18/23
78% Urban	Factor 6:	Regulatory Enforcement	0.73	12/66	1/5	12/23
56% in three largest cities	Factor 7:	Access to Civil Justice	0.68	11/66	1/5	11/23
	Factor 8:	Effective Criminal Justice	0.84	4/66	1/5	4/23

2. Scores for all WJP Rule of Law Index sub-factors

In each graph, a sub-factor is represented by a radius from the center of the circle to the periphery. The center of each circle corresponds to the lowest possible score for each sub-factor (0.00); the outer edge of the circle marks the highest possible score (1.00).



United Kingdom

London, Birmingham, Glasgow

1. WJP Rule of Law Index

Income
High

Region
Western Europe
& North America

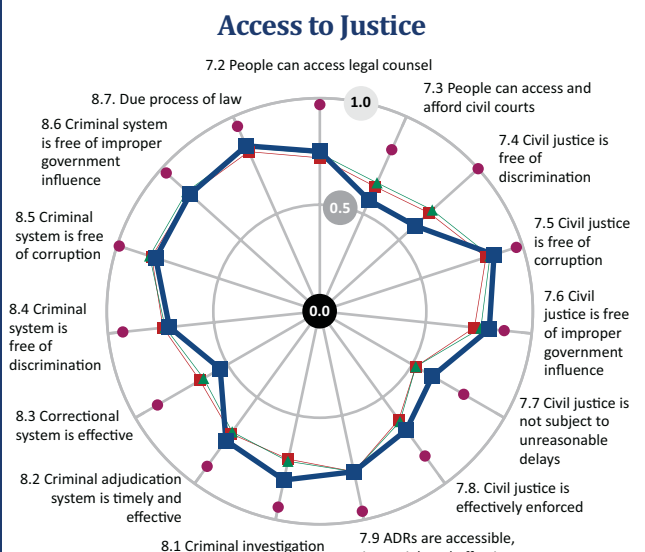
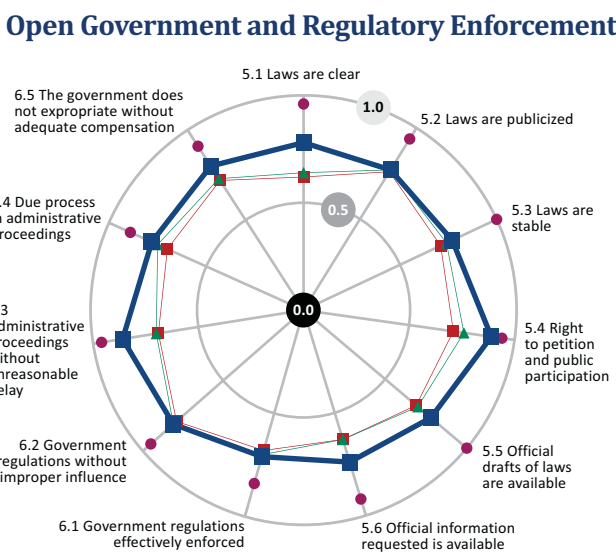
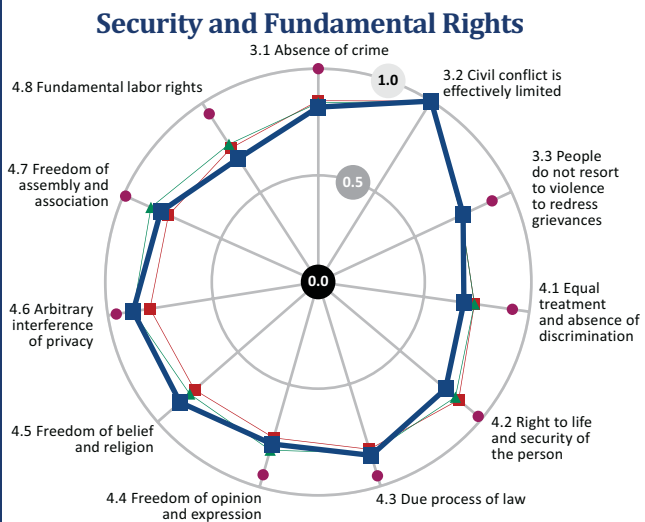
Population
62m (2010)
90% Urban
19% in three
largest cities

WJP Rule of Law Index Factors		Score	Global Ranking	Regional Ranking	Income Group Ranking
Factor 1:	Limited Government Powers	0.80	9/66	7/12	9/23
Factor 2:	Absence of Corruption	0.80	16/66	9/12	16/23
Factor 3:	Order and Security	0.86	14/66	7/12	13/23
Factor 4:	Fundamental Rights	0.79	13/66	8/12	13/23
Factor 5:	Open Government	0.79	4/66	3/12	4/23
Factor 6:	Regulatory Enforcement	0.79	6/66	4/12	6/23
Factor 7:	Access to Civil Justice	0.71	10/66	7/12	10/23
Factor 8:	Effective Criminal Justice	0.75	13/66	7/12	13/23

2. Scores for all WJP Rule of Law Index sub-factors

In each graph, a sub-factor is represented by a radius from the center of the circle to the periphery. The center of each circle corresponds to the lowest possible score for each sub-factor (0.00); the outer edge of the circle marks the highest possible score (1.00).

Key —  United Kingdom  Top Score  High Income  Western Europe & North America



United States

New York, Los Angeles, Chicago

1. WJP Rule of Law Index

Income
High

Region
Western Europe
& North America

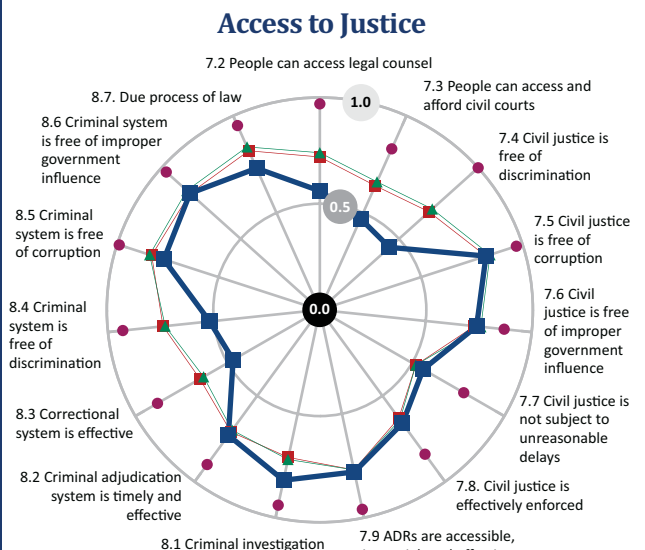
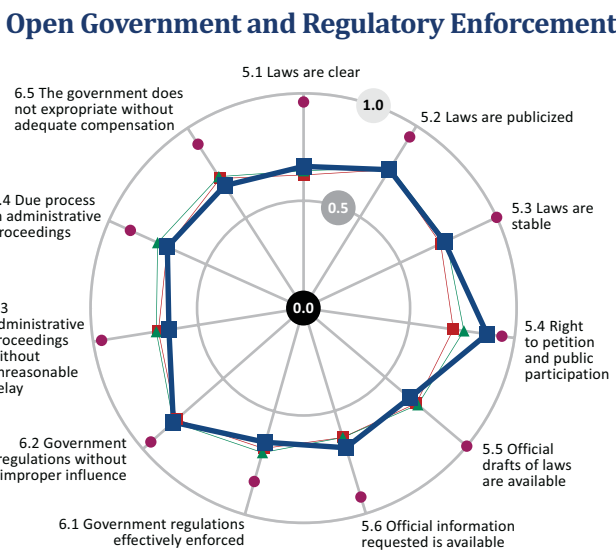
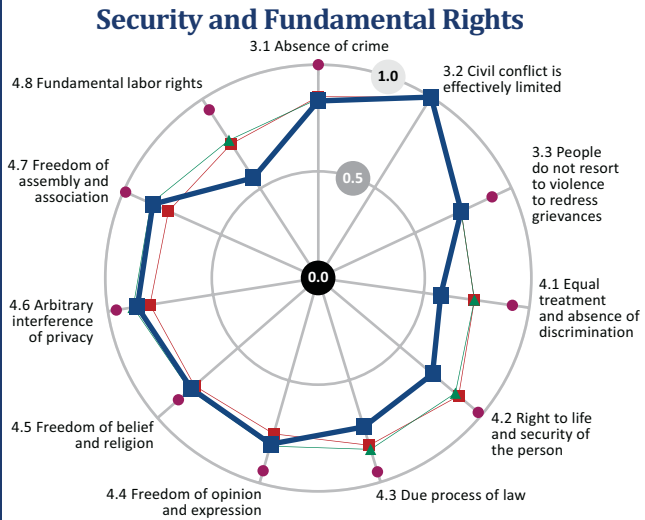
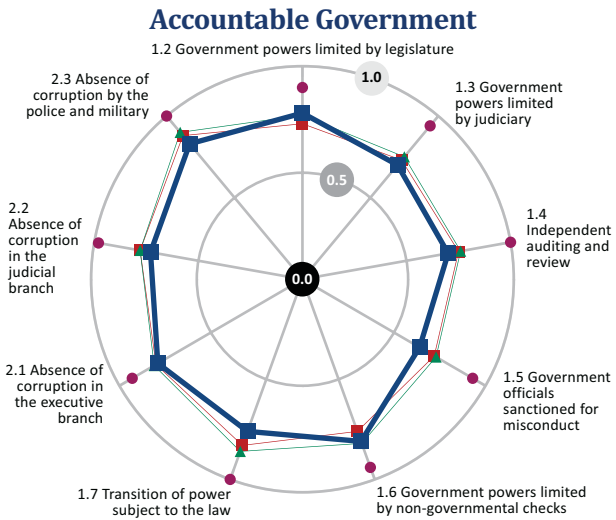
Population
310m (2010)
82% Urban
13% in three
largest cities

WJP Rule of Law Index Factors		Score	Global Ranking	Regional Ranking	Income Group Ranking
Factor 1:	Limited Government Powers	0.73	16/66	10/12	16/23
Factor 2:	Absence of Corruption	0.78	17/66	10/12	17/23
Factor 3:	Order and Security	0.86	13/66	6/12	12/23
Factor 4:	Fundamental Rights	0.73	19/66	11/12	18/23
Factor 5:	Open Government	0.72	12/66	8/12	12/23
Factor 6:	Regulatory Enforcement	0.70	15/66	9/12	15/23
Factor 7:	Access to Civil Justice	0.63	21/66	11/12	20/23
Factor 8:	Effective Criminal Justice	0.69	20/66	11/12	20/23

2. Scores for all WJP Rule of Law Index sub-factors

In each graph, a sub-factor is represented by a radius from the center of the circle to the periphery. The center of each circle corresponds to the lowest possible score for each sub-factor (0.00); the outer edge of the circle marks the highest possible score (1.00).

Key —  United States  Top Score  High Income  Western Europe & North America



1. WJP Rule of Law Index

Income
Upper Middle

Region
Latin America
& Caribbean

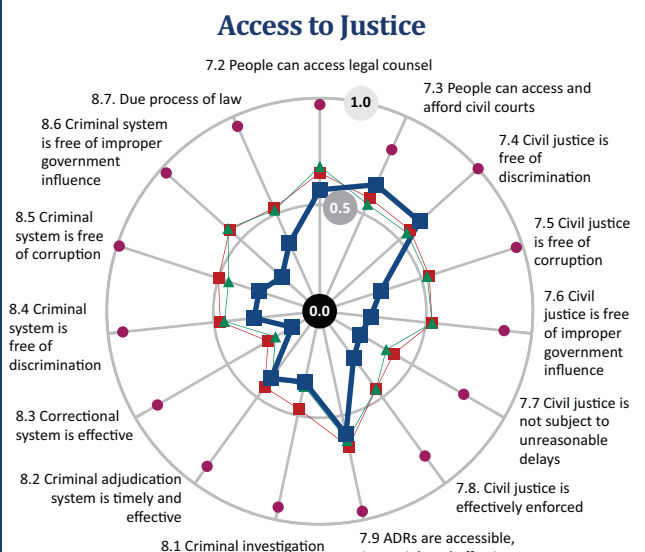
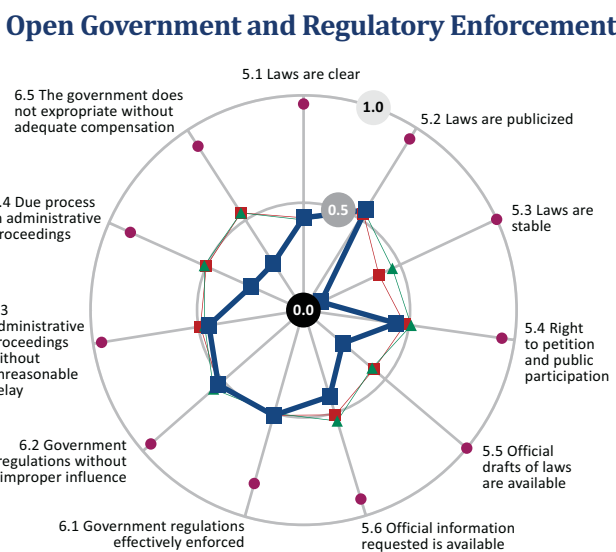
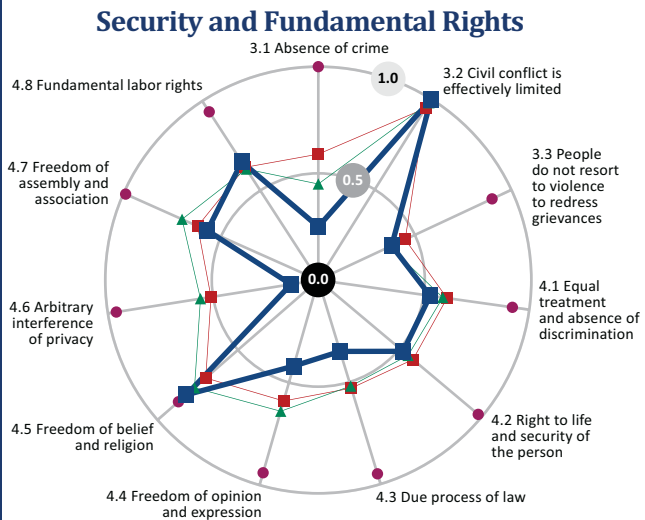
Population
29m (2010)
94% Urban
22% in three
largest cities

WJP Rule of Law Index Factors		Score	Global Ranking	Regional Ranking	Income Group Ranking
Factor 1:	Limited Government Powers	0.27	66/66	12/12	19/19
Factor 2:	Absence of Corruption	0.40	54/66	11/12	18/19
Factor 3:	Order and Security	0.54	62/66	11/12	18/19
Factor 4:	Fundamental Rights	0.50	53/66	12/12	16/19
Factor 5:	Open Government	0.36	55/66	11/12	17/19
Factor 6:	Regulatory Enforcement	0.40	60/66	12/12	18/19
Factor 7:	Access to Civil Justice	0.43	60/66	12/12	19/19
Factor 8:	Effective Criminal Justice	0.30	66/66	12/12	19/19

2. Scores for all WJP Rule of Law Index sub-factors

In each graph, a sub-factor is represented by a radius from the center of the circle to the periphery. The center of each circle corresponds to the lowest possible score for each sub-factor (0.00); the outer edge of the circle marks the highest possible score (1.00).

Key —  Venezuela  Top Score  Upper Middle Income  Latin America & Caribbean

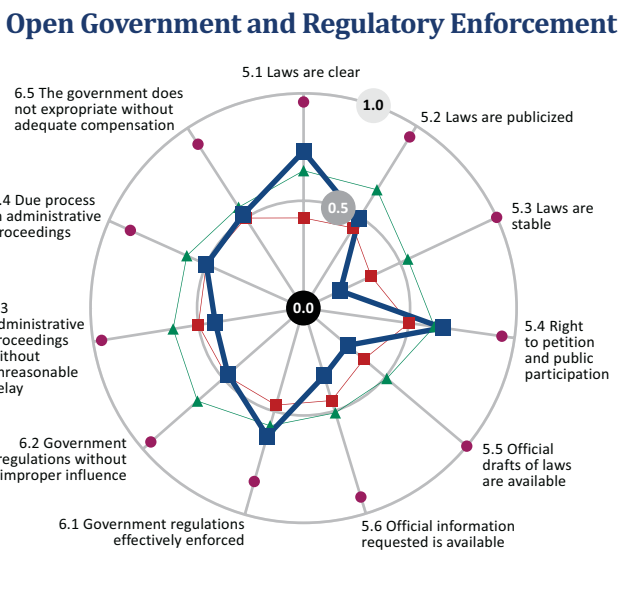
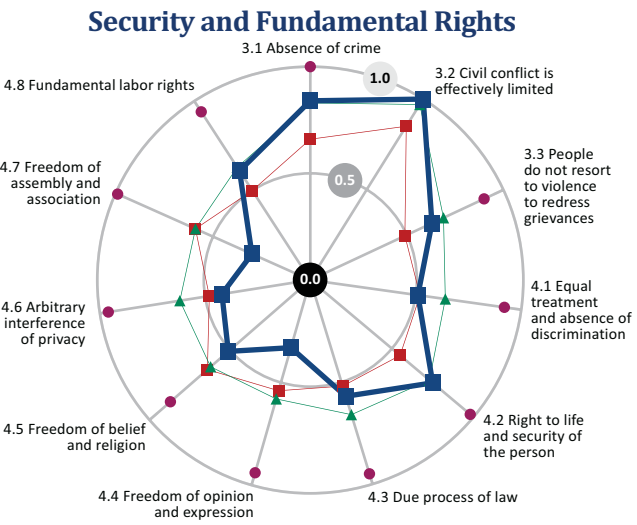
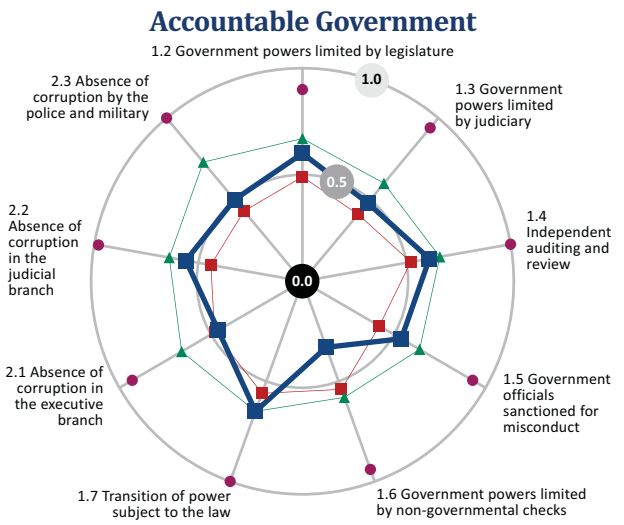


1. WJP Rule of Law Index

Income	WJP Rule of Law Index Factors	Score	Global Ranking	Regional Ranking	Income Group Ranking
Lower Middle	Factor 1: Limited Government Powers	0.54	35/66	10/13	5/16
Region	Factor 2: Absence of Corruption	0.51	36/66	11/13	6/16
East Asia & Pacific	Factor 3: Order and Security	0.82	22/66	8/13	1/16
Population	Factor 4: Fundamental Rights	0.50	54/66	10/13	10/16
88m (2010)	Factor 5: Open Government	0.44	40/66	9/13	7/16
29% Urban	Factor 6: Regulatory Enforcement	0.51	42/66	11/13	7/16
14% in three largest cities	Factor 7: Access to Civil Justice	0.48	50/66	10/13	9/16
	Factor 8: Effective Criminal Justice	0.54	32/66	10/13	5/16

2. Scores for all WJP Rule of Law Index sub-factors

In each graph, a sub-factor is represented by a radius from the center of the circle to the periphery. The center of each circle corresponds to the lowest possible score for each sub-factor (0.00); the outer edge of the circle marks the highest possible score (1.00).



Data Tables

This section presents data tables for the eight factors of the WJP Rule of Law Index included in this report. The first group of tables presents scores, global rankings, regional rankings, and income group rankings for all countries, organized by factor. The second group of tables presents countries' rankings organized by region. The final group of tables presents countries' rankings by income group. All country classifications can be found in the Data Notes section of this report and in Botero, J and Ponce, A. (2011) "Measuring the Rule of Law", available online at www.worldjusticeproject.org.

Factor 1: Limited Government Powers

Country	Score	Global Ranking	Regional Ranking	Income Group Ranking
Albania	0.47	49/66	6/12	13/19
Argentina	0.48	47/66	9/12	12/19
Australia	0.85	4/66	2/13	4/23
Austria	0.80	8/66	6/12	8/23
Bangladesh	0.48	48/66	2/3	3/8
Belgium	0.77	12/66	8/12	12/23
Bolivia	0.40	56/66	11/12	13/16
Brazil	0.61	26/66	3/12	4/19
Bulgaria	0.46	50/66	7/12	14/19
Cambodia	0.31	65/66	13/13	8/8
Cameroon	0.36	62/66	8/9	15/16
Canada	0.80	7/66	5/12	7/23
Chile	0.73	17/66	1/12	1/19
China	0.53	37/66	11/13	7/16
Colombia	0.61	27/66	4/12	5/19
Croatia	0.55	33/66	4/12	23/23
Czech Republic	0.67	21/66	3/12	19/23
Dominican Republic	0.50	46/66	8/12	11/19
El Salvador	0.56	32/66	5/12	4/16
Estonia	0.79	10/66	1/12	10/23
Ethiopia	0.33	63/66	9/9	7/8
France	0.74	15/66	9/12	15/23
Germany	0.81	6/66	4/12	6/23
Ghana	0.70	19/66	1/9	1/8
Guatemala	0.43	53/66	10/12	12/16
Hong Kong SAR, China	0.75	14/66	4/13	14/23
India	0.63	24/66	1/3	2/16
Indonesia	0.66	22/66	6/13	1/16
Iran	0.38	58/66	5/5	17/19
Italy	0.59	29/66	12/12	21/23
Jamaica	0.52	38/66	6/12	7/19
Japan	0.78	11/66	3/13	11/23
Jordan	0.53	36/66	2/5	6/16
Kazakhstan	0.38	59/66	11/12	18/19
Kenya	0.36	61/66	7/9	6/8
Kyrgyzstan	0.39	57/66	10/12	5/8
Lebanon	0.52	39/66	3/5	8/19
Liberia	0.50	45/66	4/9	2/8
Malaysia	0.54	34/66	9/13	6/19
Mexico	0.52	40/66	7/12	9/19
Morocco	0.51	41/66	4/5	8/16
Netherlands	0.81	5/66	3/12	5/23
New Zealand	0.91	2/66	1/13	2/23
Nigeria	0.50	44/66	3/9	10/16
Norway	0.91	1/66	1/12	1/23
Pakistan	0.37	60/66	3/3	14/16
Peru	0.65	23/66	2/12	2/19
Philippines	0.57	31/66	8/13	3/16
Poland	0.75	13/66	2/12	13/23
Romania	0.51	43/66	5/12	10/19
Russia	0.41	55/66	9/12	16/19
Senegal	0.45	51/66	5/9	11/16
Singapore	0.70	20/66	5/13	18/23
South Africa	0.62	25/66	2/9	3/19
South Korea	0.59	30/66	7/13	22/23
Spain	0.72	18/66	11/12	17/23
Sweden	0.90	3/66	2/12	3/23
Thailand	0.51	42/66	12/13	9/16
Turkey	0.44	52/66	8/12	15/19
Uganda	0.41	54/66	6/9	4/8
Ukraine	0.33	64/66	12/12	16/16
United Arab Emirates	0.60	28/66	1/5	20/23
United Kingdom	0.80	9/66	7/12	9/23
United States	0.73	16/66	10/12	16/23
Venezuela	0.27	66/66	12/12	19/19
Vietnam	0.54	35/66	10/13	5/16

Factor 2: Absence of Corruption

Country	Score	Global Ranking	Regional Ranking	Income Group Ranking
Albania	0.38	55/66	10/12	19/19
Argentina	0.47	46/66	8/12	13/19
Australia	0.86	9/66	5/13	9/23
Austria	0.87	8/66	4/12	8/23
Bangladesh	0.32	58/66	2/3	4/8
Belgium	0.82	15/66	8/12	15/23
Bolivia	0.29	60/66	12/12	14/16
Brazil	0.67	24/66	2/12	2/19
Bulgaria	0.43	50/66	9/12	16/19
Cambodia	0.16	66/66	13/13	8/8
Cameroon	0.24	64/66	9/9	15/16
Canada	0.85	11/66	5/12	11/23
Chile	0.77	18/66	1/12	1/19
China	0.60	31/66	9/13	3/16
Colombia	0.56	34/66	5/12	7/19
Croatia	0.54	35/66	5/12	23/23
Czech Republic	0.69	23/66	3/12	22/23
Dominican Republic	0.44	49/66	9/12	15/19
El Salvador	0.58	32/66	4/12	4/16
Estonia	0.86	10/66	1/12	10/23
Ethiopia	0.47	44/66	4/9	2/8
France	0.83	14/66	7/12	14/23
Germany	0.83	12/66	6/12	12/23
Ghana	0.49	41/66	3/9	1/8
Guatemala	0.48	42/66	6/12	8/16
Hong Kong SAR, China	0.88	6/66	4/13	6/23
India	0.42	51/66	1/3	10/16
Indonesia	0.46	47/66	12/13	9/16
Iran	0.50	38/66	3/5	8/19
Italy	0.70	22/66	12/12	21/23
Jamaica	0.65	25/66	3/12	3/19
Japan	0.90	5/66	3/13	5/23
Jordan	0.65	27/66	2/5	1/16
Kazakhstan	0.47	43/66	8/12	11/19
Kenya	0.26	63/66	8/9	7/8
Kyrgyzstan	0.28	61/66	12/12	5/8
Lebanon	0.45	48/66	4/5	14/19
Liberia	0.27	62/66	7/9	6/8
Malaysia	0.65	26/66	7/13	4/19
Mexico	0.41	53/66	10/12	17/19
Morocco	0.32	59/66	5/5	13/16
Netherlands	0.88	7/66	3/12	7/23
New Zealand	0.95	1/66	1/13	1/23
Nigeria	0.41	52/66	5/9	11/16
Norway	0.91	3/66	2/12	3/23
Pakistan	0.21	65/66	3/3	16/16
Peru	0.47	45/66	7/12	12/19
Philippines	0.58	33/66	10/13	5/16
Poland	0.74	21/66	2/12	20/23
Romania	0.60	30/66	4/12	6/19
Russia	0.49	40/66	7/12	10/19
Senegal	0.50	37/66	2/9	7/16
Singapore	0.91	4/66	2/13	4/23
South Africa	0.61	29/66	1/9	5/19
South Korea	0.74	20/66	6/13	19/23
Spain	0.77	19/66	11/12	18/23
Sweden	0.92	2/66	1/12	2/23
Thailand	0.62	28/66	8/13	2/16
Turkey	0.49	39/66	6/12	9/19
Uganda	0.33	56/66	6/9	3/8
Ukraine	0.32	57/66	11/12	12/16
United Arab Emirates	0.83	13/66	1/5	13/23
United Kingdom	0.80	16/66	9/12	16/23
United States	0.78	17/66	10/12	17/23
Venezuela	0.40	54/66	11/12	18/19
Vietnam	0.51	36/66	11/13	6/16

Factor 3: Order and Security

	Score	Global Ranking	Regional Ranking	Income Group Ranking
Albania	0.77	31/66	9/12	4/19
Argentina	0.57	56/66	9/12	15/19
Australia	0.87	10/66	4/13	10/23
Austria	0.88	8/66	4/12	8/23
Bangladesh	0.69	42/66	1/3	3/8
Belgium	0.85	15/66	8/12	14/23
Bolivia	0.64	49/66	3/12	12/16
Brazil	0.62	51/66	5/12	12/19
Bulgaria	0.75	32/66	10/12	5/19
Cambodia	0.70	41/66	13/13	2/8
Cameroon	0.66	46/66	2/9	10/16
Canada	0.90	7/66	3/12	7/23
Chile	0.67	44/66	1/12	9/19
China	0.81	25/66	9/13	2/16
Colombia	0.50	64/66	12/12	19/19
Croatia	0.78	29/66	7/12	22/23
Czech Republic	0.81	23/66	4/12	20/23
Dominican Republic	0.57	57/66	10/12	16/19
El Salvador	0.64	48/66	2/12	11/16
Estonia	0.84	17/66	1/12	16/23
Ethiopia	0.60	54/66	4/9	5/8
France	0.84	16/66	9/12	15/23
Germany	0.88	9/66	5/12	9/23
Ghana	0.65	47/66	3/9	4/8
Guatemala	0.62	52/66	6/12	13/16
Hong Kong SAR, China	0.95	1/66	1/13	1/23
India	0.38	65/66	2/3	15/16
Indonesia	0.73	37/66	10/13	7/16
Iran	0.71	40/66	5/5	7/19
Italy	0.75	33/66	12/12	23/23
Jamaica	0.58	55/66	8/12	14/19
Japan	0.92	4/66	3/13	4/23
Jordan	0.80	26/66	2/5	3/16
Kazakhstan	0.80	27/66	5/12	3/19
Kenya	0.56	58/66	5/9	6/8
Kyrgyzstan	0.77	30/66	8/12	1/8
Lebanon	0.74	34/66	3/5	6/19
Liberia	0.56	60/66	7/9	8/8
Malaysia	0.87	12/66	6/13	1/19
Mexico	0.61	53/66	7/12	13/19
Morocco	0.74	35/66	4/5	5/16
Netherlands	0.84	18/66	10/12	17/23
New Zealand	0.87	11/66	5/13	11/23
Nigeria	0.54	63/66	9/9	14/16
Norway	0.93	3/66	1/12	3/23
Pakistan	0.33	66/66	3/3	16/16
Peru	0.62	50/66	4/12	11/19
Philippines	0.72	39/66	12/13	9/16
Poland	0.83	19/66	2/12	18/23
Romania	0.83	20/66	3/12	2/19
Russia	0.67	45/66	12/12	10/19
Senegal	0.73	36/66	1/9	6/16
Singapore	0.95	2/66	2/13	2/23
South Africa	0.55	61/66	8/9	17/19
South Korea	0.83	21/66	7/13	19/23
Spain	0.81	24/66	11/12	21/23
Sweden	0.92	5/66	2/12	5/23
Thailand	0.73	38/66	11/13	8/16
Turkey	0.68	43/66	11/12	8/19
Uganda	0.56	59/66	6/9	7/8
Ukraine	0.79	28/66	6/12	4/16
United Arab Emirates	0.90	6/66	1/5	6/23
United Kingdom	0.86	14/66	7/12	13/23
United States	0.86	13/66	6/12	12/23
Venezuela	0.54	62/66	11/12	18/19
Vietnam	0.82	22/66	8/13	1/16

Factor 4: Fundamental Rights

	Score	Global Ranking	Regional Ranking	Income Group Ranking
Albania	0.65	28/66	6/12	6/19
Argentina	0.63	33/66	5/12	9/19
Australia	0.83	7/66	2/13	7/23
Austria	0.85	5/66	4/12	5/23
Bangladesh	0.54	48/66	2/3	3/8
Belgium	0.80	11/66	6/12	11/23
Bolivia	0.54	49/66	11/12	9/16
Brazil	0.67	25/66	3/12	4/19
Bulgaria	0.63	37/66	7/12	11/19
Cambodia	0.41	62/66	12/13	7/8
Cameroon	0.48	57/66	7/9	13/16
Canada	0.79	14/66	9/12	14/23
Chile	0.74	18/66	1/12	1/19
China	0.40	64/66	13/13	16/16
Colombia	0.59	42/66	8/12	12/19
Croatia	0.67	26/66	5/12	21/23
Czech Republic	0.81	9/66	2/12	9/23
Dominican Republic	0.63	35/66	7/12	10/19
El Salvador	0.63	34/66	6/12	3/16
Estonia	0.82	8/66	1/12	8/23
Ethiopia	0.39	65/66	9/9	8/8
France	0.79	15/66	10/12	15/23
Germany	0.84	6/66	5/12	6/23
Ghana	0.72	22/66	1/9	1/8
Guatemala	0.58	43/66	9/12	7/16
Hong Kong SAR, China	0.73	21/66	5/13	20/23
India	0.63	36/66	1/3	4/16
Indonesia	0.65	29/66	6/13	1/16
Iran	0.32	66/66	5/5	19/19
Italy	0.73	20/66	12/12	19/23
Jamaica	0.65	31/66	4/12	8/19
Japan	0.78	16/66	3/13	16/23
Jordan	0.48	56/66	3/5	12/16
Kazakhstan	0.55	46/66	9/12	14/19
Kenya	0.52	52/66	5/9	5/8
Kyrgyzstan	0.53	50/66	11/12	4/8
Lebanon	0.66	27/66	1/5	5/19
Liberia	0.61	41/66	4/9	2/8
Malaysia	0.45	59/66	11/13	18/19
Mexico	0.55	45/66	10/12	13/19
Morocco	0.44	60/66	4/5	14/16
Netherlands	0.87	3/66	3/12	3/23
New Zealand	0.86	4/66	1/13	4/23
Nigeria	0.49	55/66	6/9	11/16
Norway	0.90	2/66	2/12	2/23
Pakistan	0.40	63/66	3/3	15/16
Peru	0.72	24/66	2/12	3/19
Philippines	0.62	40/66	9/13	6/16
Poland	0.80	10/66	3/12	10/23
Romania	0.72	23/66	4/12	2/19
Russia	0.54	47/66	10/12	15/19
Senegal	0.62	38/66	3/9	5/16
Singapore	0.62	39/66	8/13	22/23
South Africa	0.65	30/66	2/9	7/19
South Korea	0.76	17/66	4/13	17/23
Spain	0.80	12/66	7/12	12/23
Sweden	0.92	1/66	1/12	1/23
Thailand	0.64	32/66	7/13	2/16
Turkey	0.46	58/66	12/12	17/19
Uganda	0.42	61/66	8/9	6/8
Ukraine	0.56	44/66	8/12	8/16
United Arab Emirates	0.53	51/66	2/5	23/23
United Kingdom	0.79	13/66	8/12	13/23
United States	0.73	19/66	11/12	18/23
Venezuela	0.50	53/66	12/12	16/19
Vietnam	0.50	54/66	10/13	10/16

Factor 5: Open Government

	Score	Global Ranking	Regional Ranking	Income Group Ranking
Albania	0.42	50/66	9/12	15/19
Argentina	0.43	44/66	9/12	13/19
Australia	0.76	8/66	4/13	8/23
Austria	0.76	9/66	5/12	9/23
Bangladesh	0.37	54/66	2/3	3/8
Belgium	0.65	15/66	9/12	15/23
Bolivia	0.47	34/66	6/12	5/16
Brazil	0.51	30/66	5/12	6/19
Bulgaria	0.46	37/66	6/12	8/19
Cambodia	0.33	61/66	13/13	6/8
Cameroon	0.31	63/66	7/9	15/16
Canada	0.77	6/66	4/12	6/23
Chile	0.63	16/66	1/12	1/19
China	0.54	26/66	7/13	2/16
Colombia	0.59	18/66	2/12	2/19
Croatia	0.47	33/66	4/12	22/23
Czech Republic	0.53	28/66	3/12	21/23
Dominican Republic	0.45	39/66	8/12	9/19
El Salvador	0.43	47/66	10/12	10/16
Estonia	0.72	13/66	1/12	13/23
Ethiopia	0.34	60/66	5/9	5/8
France	0.61	17/66	10/12	16/23
Germany	0.73	11/66	7/12	11/23
Ghana	0.49	31/66	2/9	1/8
Guatemala	0.45	38/66	7/12	6/16
Hong Kong SAR, China	0.77	5/66	2/13	5/23
India	0.55	25/66	1/3	1/16
Indonesia	0.52	29/66	8/13	3/16
Iran	0.44	41/66	3/5	10/19
Italy	0.47	35/66	12/12	23/23
Jamaica	0.35	58/66	12/12	19/19
Japan	0.76	7/66	3/13	7/23
Jordan	0.48	32/66	2/5	4/16
Kazakhstan	0.43	43/66	7/12	12/19
Kenya	0.29	64/66	8/9	7/8
Kyrgyzstan	0.36	56/66	12/12	4/8
Lebanon	0.35	57/66	5/5	18/19
Liberia	0.14	66/66	9/9	8/8
Malaysia	0.43	42/66	10/13	11/19
Mexico	0.53	27/66	4/12	5/19
Morocco	0.42	49/66	4/5	11/16
Netherlands	0.79	3/66	2/12	3/23
New Zealand	0.83	2/66	1/13	2/23
Nigeria	0.34	59/66	4/9	13/16
Norway	0.74	10/66	6/12	10/23
Pakistan	0.25	65/66	3/3	16/16
Peru	0.58	20/66	3/12	3/19
Philippines	0.43	46/66	12/13	9/16
Poland	0.56	23/66	2/12	20/23
Romania	0.46	36/66	5/12	7/19
Russia	0.41	52/66	10/12	16/19
Senegal	0.31	62/66	6/9	14/16
Singapore	0.59	19/66	6/13	17/23
South Africa	0.56	24/66	1/9	4/19
South Korea	0.71	14/66	5/13	14/23
Spain	0.57	22/66	11/12	19/23
Sweden	0.88	1/66	1/12	1/23
Thailand	0.43	45/66	11/13	8/16
Turkey	0.42	48/66	8/12	14/19
Uganda	0.41	51/66	3/9	2/8
Ukraine	0.37	53/66	11/12	12/16
United Arab Emirates	0.57	21/66	1/5	18/23
United Kingdom	0.79	4/66	3/12	4/23
United States	0.72	12/66	8/12	12/23
Venezuela	0.36	55/66	11/12	17/19
Vietnam	0.44	40/66	9/13	7/16

Factor 6: Effective Regulatory Enforcement

	Score	Global Ranking	Regional Ranking	Income Group Ranking
Albania	0.46	51/66	11/12	15/19
Argentina	0.45	54/66	10/12	17/19
Australia	0.78	7/66	3/13	7/23
Austria	0.75	9/66	6/12	9/23
Bangladesh	0.42	58/66	2/3	4/8
Belgium	0.67	17/66	10/12	17/23
Bolivia	0.45	55/66	11/12	12/16
Brazil	0.57	26/66	3/12	3/19
Bulgaria	0.50	45/66	8/12	13/19
Cambodia	0.25	65/66	13/13	7/8
Cameroon	0.44	57/66	6/9	14/16
Canada	0.72	13/66	7/12	13/23
Chile	0.64	20/66	1/12	1/19
China	0.50	43/66	12/13	8/16
Colombia	0.56	27/66	4/12	4/19
Croatia	0.52	37/66	6/12	23/23
Czech Republic	0.57	25/66	3/12	21/23
Dominican Republic	0.46	52/66	9/12	16/19
El Salvador	0.58	24/66	2/12	2/16
Estonia	0.75	10/66	1/12	10/23
Ethiopia	0.38	62/66	7/9	5/8
France	0.72	14/66	8/12	14/23
Germany	0.77	8/66	5/12	8/23
Ghana	0.50	44/66	3/9	1/8
Guatemala	0.49	46/66	8/12	9/16
Hong Kong SAR, China	0.66	18/66	6/13	18/23
India	0.45	56/66	1/3	13/16
Indonesia	0.54	32/66	7/13	3/16
Iran	0.56	29/66	3/5	6/19
Italy	0.55	30/66	12/12	22/23
Jamaica	0.51	41/66	7/12	12/19
Japan	0.80	4/66	2/13	4/23
Jordan	0.63	21/66	2/5	1/16
Kazakhstan	0.54	31/66	4/12	7/19
Kenya	0.37	63/66	8/9	6/8
Kyrgyzstan	0.47	48/66	9/12	2/8
Lebanon	0.40	61/66	5/5	19/19
Liberia	0.22	66/66	9/9	8/8
Malaysia	0.51	40/66	10/13	11/19
Mexico	0.53	35/66	6/12	8/19
Morocco	0.49	47/66	4/5	10/16
Netherlands	0.79	5/66	3/12	5/23
New Zealand	0.82	3/66	1/13	3/23
Nigeria	0.46	50/66	4/9	11/16
Norway	0.86	2/66	2/12	2/23
Pakistan	0.41	59/66	3/3	15/16
Peru	0.56	28/66	5/12	5/19
Philippines	0.53	34/66	9/13	5/16
Poland	0.59	22/66	2/12	20/23
Romania	0.52	38/66	7/12	10/19
Russia	0.47	49/66	10/12	14/19
Senegal	0.52	39/66	2/9	6/16
Singapore	0.74	11/66	4/13	11/23
South Africa	0.59	23/66	1/9	2/19
South Korea	0.69	16/66	5/13	16/23
Spain	0.64	19/66	11/12	19/23
Sweden	0.90	1/66	1/12	1/23
Thailand	0.53	33/66	8/13	4/16
Turkey	0.52	36/66	5/12	9/19
Uganda	0.46	53/66	5/9	3/8
Ukraine	0.30	64/66	12/12	16/16
United Arab Emirates	0.73	12/66	1/5	12/23
United Kingdom	0.79	6/66	4/12	6/23
United States	0.70	15/66	9/12	15/23
Venezuela	0.40	60/66	12/12	18/19
Vietnam	0.51	42/66	11/13	7/16

Factor 7: Access to Civil Justice

	Score	Global Ranking	Regional Ranking	Income Group Ranking
Albania	0.52	46/66	10/12	14/19
Argentina	0.58	31/66	4/12	8/19
Australia	0.67	13/66	4/13	13/23
Austria	0.72	8/66	5/12	8/23
Bangladesh	0.41	62/66	2/3	6/8
Belgium	0.71	9/66	6/12	9/23
Bolivia	0.47	54/66	10/12	12/16
Brazil	0.59	24/66	2/12	3/19
Bulgaria	0.55	38/66	8/12	11/19
Cambodia	0.36	64/66	13/13	7/8
Cameroon	0.42	61/66	8/9	14/16
Canada	0.66	16/66	9/12	16/23
Chile	0.65	18/66	1/12	1/19
China	0.52	44/66	8/13	6/16
Colombia	0.58	29/66	3/12	7/19
Croatia	0.57	32/66	6/12	22/23
Czech Republic	0.64	20/66	2/12	19/23
Dominican Republic	0.54	39/66	7/12	12/19
El Salvador	0.55	37/66	6/12	3/16
Estonia	0.73	6/66	1/12	6/23
Ethiopia	0.52	42/66	4/9	2/8
France	0.67	14/66	8/12	14/23
Germany	0.79	2/66	2/12	2/23
Ghana	0.59	26/66	2/9	1/8
Guatemala	0.48	51/66	9/12	10/16
Hong Kong SAR, China	0.68	12/66	3/13	12/23
India	0.50	48/66	1/3	8/16
Indonesia	0.54	41/66	7/13	4/16
Iran	0.59	28/66	3/5	6/19
Italy	0.57	33/66	12/12	23/23
Jamaica	0.55	36/66	5/12	10/19
Japan	0.73	7/66	2/13	7/23
Jordan	0.60	22/66	2/5	1/16
Kazakhstan	0.59	25/66	3/12	4/19
Kenya	0.44	59/66	7/9	5/8
Kyrgyzstan	0.44	58/66	11/12	4/8
Lebanon	0.48	52/66	5/5	17/19
Liberia	0.35	65/66	9/9	8/8
Malaysia	0.52	47/66	9/13	15/19
Mexico	0.46	57/66	11/12	18/19
Morocco	0.52	45/66	4/5	7/16
Netherlands	0.79	3/66	3/12	3/23
New Zealand	0.78	4/66	1/13	4/23
Nigeria	0.57	34/66	3/9	2/16
Norway	0.81	1/66	1/12	1/23
Pakistan	0.32	66/66	3/3	16/16
Peru	0.49	49/66	8/12	16/19
Philippines	0.46	56/66	12/13	13/16
Poland	0.58	30/66	5/12	21/23
Romania	0.56	35/66	7/12	9/19
Russia	0.54	40/66	9/12	13/19
Senegal	0.52	43/66	5/9	5/16
Singapore	0.67	15/66	5/13	15/23
South Africa	0.60	23/66	1/9	2/19
South Korea	0.66	17/66	6/13	17/23
Spain	0.65	19/66	10/12	18/23
Sweden	0.76	5/66	4/12	5/23
Thailand	0.48	53/66	11/13	11/16
Turkey	0.59	27/66	4/12	5/19
Uganda	0.46	55/66	6/9	3/8
Ukraine	0.40	63/66	12/12	15/16
United Arab Emirates	0.68	11/66	1/5	11/23
United Kingdom	0.71	10/66	7/12	10/23
United States	0.63	21/66	11/12	20/23
Venezuela	0.43	60/66	12/12	19/19
Vietnam	0.48	50/66	10/13	9/16

Factor 8: Effective Criminal Justice

	Score	Global Ranking	Regional Ranking	Income Group Ranking
Albania	0.39	57/66	10/12	16/19
Argentina	0.39	56/66	9/12	15/19
Australia	0.74	15/66	5/13	15/23
Austria	0.79	8/66	4/12	8/23
Bangladesh	0.49	40/66	2/3	2/8
Belgium	0.71	18/66	9/12	18/23
Bolivia	0.32	62/66	10/12	16/16
Brazil	0.48	44/66	5/12	11/19
Bulgaria	0.30	64/66	12/12	18/19
Cambodia	0.39	55/66	13/13	6/8
Cameroon	0.37	58/66	8/9	13/16
Canada	0.76	10/66	6/12	10/23
Chile	0.59	27/66	1/12	2/19
China	0.61	25/66	8/13	2/16
Colombia	0.43	49/66	6/12	14/19
Croatia	0.50	37/66	6/12	23/23
Czech Republic	0.76	11/66	1/12	11/23
Dominican Republic	0.48	43/66	4/12	10/19
El Salvador	0.40	54/66	8/12	12/16
Estonia	0.75	14/66	2/12	14/23
Ethiopia	0.42	50/66	6/9	5/8
France	0.68	22/66	12/12	22/23
Germany	0.78	9/66	5/12	9/23
Ghana	0.55	31/66	2/9	1/8
Guatemala	0.42	51/66	7/12	9/16
Hong Kong SAR, China	0.85	2/66	1/13	2/23
India	0.51	35/66	1/3	6/16
Indonesia	0.60	26/66	9/13	3/16
Iran	0.49	39/66	3/5	9/19
Italy	0.73	16/66	8/12	16/23
Jamaica	0.52	34/66	2/12	6/19
Japan	0.76	12/66	4/13	12/23
Jordan	0.55	30/66	2/5	4/16
Kazakhstan	0.49	38/66	7/12	8/19
Kenya	0.49	41/66	3/9	3/8
Kyrgyzstan	0.36	60/66	11/12	7/8
Lebanon	0.48	45/66	4/5	12/19
Liberia	0.30	65/66	9/9	8/8
Malaysia	0.52	33/66	11/13	5/19
Mexico	0.30	63/66	11/12	17/19
Morocco	0.37	59/66	5/5	14/16
Netherlands	0.81	6/66	2/12	6/23
New Zealand	0.84	3/66	2/13	3/23
Nigeria	0.41	53/66	7/9	11/16
Norway	0.86	1/66	1/12	1/23
Pakistan	0.36	61/66	3/3	15/16
Peru	0.50	36/66	3/12	7/19
Philippines	0.45	47/66	12/13	8/16
Poland	0.72	17/66	3/12	17/23
Romania	0.57	28/66	5/12	3/19
Russia	0.64	23/66	4/12	1/19
Senegal	0.46	46/66	5/9	7/16
Singapore	0.83	5/66	3/13	5/23
South Africa	0.56	29/66	1/9	4/19
South Korea	0.68	21/66	6/13	21/23
Spain	0.70	19/66	10/12	19/23
Sweden	0.80	7/66	3/12	7/23
Thailand	0.64	24/66	7/13	1/16
Turkey	0.43	48/66	8/12	13/19
Uganda	0.48	42/66	4/9	4/8
Ukraine	0.42	52/66	9/12	10/16
United Arab Emirates	0.84	4/66	1/5	4/23
United Kingdom	0.75	13/66	7/12	13/23
United States	0.69	20/66	11/12	20/23
Venezuela	0.30	66/66	12/12	19/19
Vietnam	0.54	32/66	10/13	5/16

Groups by Regions

East Asia and Pacific

Country	Factor 1: Limited Government Powers	Factor 2: Absence of Corruption	Factor 3: Order and Security	Factor 4: Fundamental Rights	Factor 5: Open Government	Factor 6: Regulatory Enforcement	Factor 7: Access to Civil Justice	Factor 8: Effective Criminal Justice
Australia	2/13	5/13	4/13	2/13	4/13	3/13	4/13	5/13
Cambodia	13/13	13/13	13/13	12/13	13/13	13/13	13/13	13/13
China	11/13	9/13	9/13	13/13	7/13	12/13	8/13	8/13
Hong Kong SAR, China	4/13	4/13	1/13	5/13	2/13	6/13	3/13	1/13
Indonesia	6/13	12/13	10/13	6/13	8/13	7/13	7/13	9/13
Japan	3/13	3/13	3/13	3/13	3/13	2/13	2/13	4/13
Malaysia	9/13	7/13	6/13	11/13	10/13	10/13	9/13	11/13
New Zealand	1/13	1/13	5/13	1/13	1/13	1/13	1/13	2/13
Philippines	8/13	10/13	12/13	9/13	12/13	9/13	12/13	12/13
Singapore	5/13	2/13	2/13	8/13	6/13	4/13	5/13	3/13
South Korea	7/13	6/13	7/13	4/13	5/13	5/13	6/13	6/13
Thailand	12/13	8/13	11/13	7/13	11/13	8/13	11/13	7/13
Vietnam	10/13	11/13	8/13	10/13	9/13	11/13	10/13	10/13

Eastern Europe and Central Asia

Country	Factor 1: Limited Government Powers	Factor 2: Absence of Corruption	Factor 3: Order and Security	Factor 4: Fundamental Rights	Factor 5: Open Government	Factor 6: Regulatory Enforcement	Factor 7: Access to Civil Justice	Factor 8: Effective Criminal Justice
Albania	6/12	10/12	9/12	6/12	9/12	11/12	10/12	10/12
Bulgaria	7/12	9/12	10/12	7/12	6/12	8/12	8/12	12/12
Croatia	4/12	5/12	7/12	5/12	4/12	6/12	6/12	6/12
Czech Republic	3/12	3/12	4/12	2/12	3/12	3/12	2/12	1/12
Estonia	1/12	1/12	1/12	1/12	1/12	1/12	1/12	2/12
Kazakhstan	11/12	8/12	5/12	9/12	7/12	4/12	3/12	7/12
Kyrgyzstan	10/12	12/12	8/12	11/12	12/12	9/12	11/12	11/12
Poland	2/12	2/12	2/12	3/12	2/12	2/12	5/12	3/12
Romania	5/12	4/12	3/12	4/12	5/12	7/12	7/12	5/12
Russia	9/12	7/12	12/12	10/12	10/12	10/12	9/12	4/12
Turkey	8/12	6/12	11/12	12/12	8/12	5/12	4/12	8/12
Ukraine	12/12	11/12	6/12	8/12	11/12	12/12	12/12	9/12

Latin America and Caribbean

Country	Factor 1: Limited Government Powers	Factor 2: Absence of Corruption	Factor 3: Order and Security	Factor 4: Fundamental Rights	Factor 5: Open Government	Factor 6: Regulatory Enforcement	Factor 7: Access to Civil Justice	Factor 8: Effective Criminal Justice
Argentina	9/12	8/12	9/12	5/12	9/12	10/12	4/12	9/12
Bolivia	11/12	12/12	3/12	11/12	6/12	11/12	10/12	10/12
Brazil	3/12	2/12	5/12	3/12	5/12	3/12	2/12	5/12
Chile	1/12	1/12	1/12	1/12	1/12	1/12	1/12	1/12
Colombia	4/12	5/12	12/12	8/12	2/12	4/12	3/12	6/12
Dominican Republic	8/12	9/12	10/12	7/12	8/12	9/12	7/12	4/12
El Salvador	5/12	4/12	2/12	6/12	10/12	2/12	6/12	8/12
Guatemala	10/12	6/12	6/12	9/12	7/12	8/12	9/12	7/12
Jamaica	6/12	3/12	8/12	4/12	12/12	7/12	5/12	2/12
Mexico	7/12	10/12	7/12	10/12	4/12	6/12	11/12	11/12
Peru	2/12	7/12	4/12	2/12	3/12	5/12	8/12	3/12
Venezuela	12/12	11/12	11/12	12/12	11/12	12/12	12/12	12/12

Middle East and North Africa

Country	Factor 1: Limited Government Powers	Factor 2: Absence of Corruption	Factor 3: Order and Security	Factor 4: Fundamental Rights	Factor 5: Open Government	Factor 6: Regulatory Enforcement	Factor 7: Access to Civil Justice	Factor 8: Effective Criminal Justice
Iran	5/5	3/5	5/5	5/5	3/5	3/5	3/5	3/5
Jordan	2/5	2/5	2/5	3/5	2/5	2/5	2/5	2/5
Lebanon	3/5	4/5	3/5	1/5	5/5	5/5	5/5	4/5
Morocco	4/5	5/5	4/5	4/5	4/5	4/5	4/5	5/5
United Arab Emirates	1/5	1/5	1/5	2/5	1/5	1/5	1/5	1/5

South Asia

Country	Factor 1: Limited Government Powers	Factor 2: Absence of Corruption	Factor 3: Order and Security	Factor 4: Fundamental Rights	Factor 5: Open Government	Factor 6: Regulatory Enforcement	Factor 7: Access to Civil Justice	Factor 8: Effective Criminal Justice
Bangladesh	2/3	2/3	1/3	2/3	2/3	2/3	2/3	2/3
India	1/3	1/3	2/3	1/3	1/3	1/3	1/3	1/3
Pakistan	3/3	3/3	3/3	3/3	3/3	3/3	3/3	3/3

Sub-Saharan Africa

Country	Factor 1: Limited Government Powers	Factor 2: Absence of Corruption	Factor 3: Order and Security	Factor 4: Fundamental Rights	Factor 5: Open Government	Factor 6: Regulatory Enforcement	Factor 7: Access to Civil Justice	Factor 8: Effective Criminal Justice
Cameroon	8/9	9/9	2/9	7/9	7/9	6/9	8/9	8/9
Ethiopia	9/9	4/9	4/9	9/9	5/9	7/9	4/9	6/9
Ghana	1/9	3/9	3/9	1/9	2/9	3/9	2/9	2/9
Kenya	7/9	8/9	5/9	5/9	8/9	8/9	7/9	3/9
Liberia	4/9	7/9	7/9	4/9	9/9	9/9	9/9	9/9
Nigeria	3/9	5/9	9/9	6/9	4/9	4/9	3/9	7/9
Senegal	5/9	2/9	1/9	3/9	6/9	2/9	5/9	5/9
South Africa	2/9	1/9	8/9	2/9	1/9	1/9	1/9	1/9
Uganda	6/9	6/9	6/9	8/9	3/9	5/9	6/9	4/9

Western Europe and North America

Country	Factor 1: Limited Government Powers	Factor 2: Absence of Corruption	Factor 3: Order and Security	Factor 4: Fundamental Rights	Factor 5: Open Government	Factor 6: Regulatory Enforcement	Factor 7: Access to Civil Justice	Factor 8: Effective Criminal Justice
Austria	6/12	4/12	4/12	4/12	5/12	6/12	5/12	4/12
Belgium	8/12	8/12	8/12	6/12	9/12	10/12	6/12	9/12
Canada	5/12	5/12	3/12	9/12	4/12	7/12	9/12	6/12
France	9/12	7/12	9/12	10/12	10/12	8/12	8/12	12/12
Germany	4/12	6/12	5/12	5/12	7/12	5/12	2/12	5/12
Italy	12/12	12/12	12/12	12/12	12/12	12/12	12/12	8/12
Netherlands	3/12	3/12	10/12	3/12	2/12	3/12	3/12	2/12
Norway	1/12	2/12	1/12	2/12	6/12	2/12	1/12	1/12
Spain	11/12	11/12	11/12	7/12	11/12	11/12	10/12	10/12
Sweden	2/12	1/12	2/12	1/12	1/12	1/12	4/12	3/12
United Kingdom	7/12	9/12	7/12	8/12	3/12	4/12	7/12	7/12
United States	10/12	10/12	6/12	11/12	8/12	9/12	11/12	11/12

Groups by Income

High Income

Country	Factor 1: Limited Government Powers	Factor 2: Absence of Corruption	Factor 3: Order and Security	Factor 4: Fundamental Rights	Factor 5: Open Government	Factor 6: Regulatory Enforcement	Factor 7: Access to Civil Justice	Factor 8: Effective Criminal Justice
Australia	4/23	9/23	10/23	7/23	8/23	7/23	13/23	15/23
Austria	8/23	8/23	8/23	5/23	9/23	9/23	8/23	8/23
Belgium	12/23	15/23	14/23	11/23	15/23	17/23	9/23	18/23
Canada	7/23	11/23	7/23	14/23	6/23	13/23	16/23	10/23
Croatia	23/23	23/23	22/23	21/23	22/23	23/23	22/23	23/23
Czech Republic	19/23	22/23	20/23	9/23	21/23	21/23	19/23	11/23
Estonia	10/23	10/23	16/23	8/23	13/23	10/23	6/23	14/23
France	15/23	14/23	15/23	15/23	16/23	14/23	14/23	22/23
Germany	6/23	12/23	9/23	6/23	11/23	8/23	2/23	9/23
Hong Kong SAR, China	14/23	6/23	1/23	20/23	5/23	18/23	12/23	2/23
Italy	21/23	21/23	23/23	19/23	23/23	22/23	23/23	16/23
Japan	11/23	5/23	4/23	16/23	7/23	4/23	7/23	12/23
Netherlands	5/23	7/23	17/23	3/23	3/23	5/23	3/23	6/23
New Zealand	2/23	1/23	11/23	4/23	2/23	3/23	4/23	3/23
Norway	1/23	3/23	3/23	2/23	10/23	2/23	1/23	1/23
Poland	13/23	20/23	18/23	10/23	20/23	20/23	21/23	17/23
Singapore	18/23	4/23	2/23	22/23	17/23	11/23	15/23	5/23
South Korea	22/23	19/23	19/23	17/23	14/23	16/23	17/23	21/23
Spain	17/23	18/23	21/23	12/23	19/23	19/23	18/23	19/23
Sweden	3/23	2/23	5/23	1/23	1/23	1/23	5/23	7/23
United Arab Emirates	20/23	13/23	6/23	23/23	18/23	12/23	11/23	4/23
United Kingdom	9/23	16/23	13/23	13/23	4/23	6/23	10/23	13/23
United States	16/23	17/23	12/23	18/23	12/23	15/23	20/23	20/23

Upper Middle Income

Country	Factor 1: Limited Government Powers	Factor 2: Absence of Corruption	Factor 3: Order and Security	Factor 4: Fundamental Rights	Factor 5: Open Government	Factor 6: Regulatory Enforcement	Factor 7: Access to Civil Justice	Factor 8: Effective Criminal Justice
Albania	13/19	19/19	4/19	6/19	15/19	15/19	14/19	16/19
Argentina	12/19	13/19	15/19	9/19	13/19	17/19	8/19	15/19
Brazil	4/19	2/19	12/19	4/19	6/19	3/19	3/19	11/19
Bulgaria	14/19	16/19	5/19	11/19	8/19	13/19	11/19	18/19
Chile	1/19	1/19	9/19	1/19	1/19	1/19	1/19	2/19
Colombia	5/19	7/19	19/19	12/19	2/19	4/19	7/19	14/19
Dominican Republic	11/19	15/19	16/19	10/19	9/19	16/19	12/19	10/19
Iran	17/19	8/19	7/19	19/19	10/19	6/19	6/19	9/19
Jamaica	7/19	3/19	14/19	8/19	19/19	12/19	10/19	6/19
Kazakhstan	18/19	11/19	3/19	14/19	12/19	7/19	4/19	8/19
Lebanon	8/19	14/19	6/19	5/19	18/19	19/19	17/19	12/19
Malaysia	6/19	4/19	1/19	18/19	11/19	11/19	15/19	5/19
Mexico	9/19	17/19	13/19	13/19	5/19	8/19	18/19	17/19
Peru	2/19	12/19	11/19	3/19	3/19	5/19	16/19	7/19
Romania	10/19	6/19	2/19	2/19	7/19	10/19	9/19	3/19
Russia	16/19	10/19	10/19	15/19	16/19	14/19	13/19	1/19
South Africa	3/19	5/19	17/19	7/19	4/19	2/19	2/19	4/19
Turkey	15/19	9/19	8/19	17/19	14/19	9/19	5/19	13/19
Venezuela	19/19	18/19	18/19	16/19	17/19	18/19	19/19	19/19

Lower Middle Income

Country	Factor 1: Limited Government Powers	Factor 2: Absence of Corruption	Factor 3: Order and Security	Factor 4: Fundamental Rights	Factor 5: Open Government	Factor 6: Regulatory Enforcement	Factor 7: Access to Civil Justice	Factor 8: Effective Criminal Justice
Bolivia	13/16	14/16	12/16	9/16	5/16	12/16	12/16	16/16
Cameroon	15/16	15/16	10/16	13/16	15/16	14/16	14/16	13/16
China	7/16	3/16	2/16	16/16	2/16	8/16	6/16	2/16
El Salvador	4/16	4/16	11/16	3/16	10/16	2/16	3/16	12/16
Guatemala	12/16	8/16	13/16	7/16	6/16	9/16	10/16	9/16
India	2/16	10/16	15/16	4/16	1/16	13/16	8/16	6/16
Indonesia	1/16	9/16	7/16	1/16	3/16	3/16	4/16	3/16
Jordan	6/16	1/16	3/16	12/16	4/16	1/16	1/16	4/16
Morocco	8/16	13/16	5/16	14/16	11/16	10/16	7/16	14/16
Nigeria	10/16	11/16	14/16	11/16	13/16	11/16	2/16	11/16
Pakistan	14/16	16/16	16/16	15/16	16/16	15/16	16/16	15/16
Philippines	3/16	5/16	9/16	6/16	9/16	5/16	13/16	8/16
Senegal	11/16	7/16	6/16	5/16	14/16	6/16	5/16	7/16
Thailand	9/16	2/16	8/16	2/16	8/16	4/16	11/16	1/16
Ukraine	16/16	12/16	4/16	8/16	12/16	16/16	15/16	10/16
Vietnam	5/16	6/16	1/16	10/16	7/16	7/16	9/16	5/16

Low Income

Country	Factor 1: Limited Government Powers	Factor 2: Absence of Corruption	Factor 3: Order and Security	Factor 4: Fundamental Rights	Factor 5: Open Government	Factor 6: Regulatory Enforcement	Factor 7: Access to Civil Justice	Factor 8: Effective Criminal Justice
Bangladesh	3/8	4/8	3/8	3/8	3/8	4/8	6/8	2/8
Cambodia	8/8	8/8	2/8	7/8	6/8	7/8	7/8	6/8
Ethiopia	7/8	2/8	5/8	8/8	5/8	5/8	2/8	5/8
Ghana	1/8	1/8	4/8	1/8	1/8	1/8	1/8	1/8
Kenya	6/8	7/8	6/8	5/8	7/8	6/8	5/8	3/8
Kyrgyzstan	5/8	5/8	1/8	4/8	4/8	2/8	4/8	7/8
Liberia	2/8	6/8	8/8	2/8	8/8	8/8	8/8	8/8
Uganda	4/8	3/8	7/8	6/8	2/8	3/8	3/8	4/8

Data Notes

The WJP Rule of Law Index provides new indicators on nine factors and 52 sub-factors. These factors and sub-factors correspond to goals or outcomes that rule of law societies seek to achieve and that policy makers might want to influence. The WJP Rule of Law Index is a first attempt to systematically and comprehensively quantify these outcomes by linking the conceptual definitions to concrete questions. These questions are then administered to a representative sample of the general public, and to local experts, and then are analyzed and cross-checked pursuant to a rigorous triangulation methodology. The outcome of this exercise is one of the world's most comprehensive data sets of the extent to which countries adhere to the rule of law in practice.

The 2011 *Rule of Law Index* builds on more than 400 variables drawn from the assessments of more than 66,000 people and 2,000 local experts in 66 countries.

Outcomes vs. inputs

The *WJP Rule of Law Index 2011* measures outcomes rather than inputs. More specifically, our aim is to provide a picture of where countries stand with regard to a number of widely accepted outcomes that rule of law societies seek to achieve, as opposed to the institutional means, such as the legal and regulatory frameworks, to attain them. Some examples of outcomes measured by the Index include respect for fundamental rights, absence of corruption, and access to justice. Examples of inputs include a country's number of courts, number of police officers, and judicial budget.

Measuring outcomes improves accuracy while reducing the risk of misdiagnosing the causes of problems and bottlenecks. For instance, police resources are just one of the many inputs of effective policing (an outcome), and it may or may not be the

driving reason behind crime rates. Since the Index does not contain all the elements to diagnose the root causes of the country's rule of law weaknesses, we focus on outcomes which, in the end, are the goals policy makers want to address. Relevant inputs will continue to be captured by the methodology, as they are essential for policy analysis, and will be incorporated in the Index's spin-off products which will complement the Index framework and provide a solid basis for policy analysis and discussion.

Law in practice vs. law on the books

In order to evaluate the rule of law in a given country, it is necessary to look not only at the laws as written (*de jure*), but also at how they are actually implemented in practice and experienced by those who are subject to them (*de facto*). Unlike other indices, the WJP Rule of Law Index methodology focuses entirely on adherence to the rule of law in practice.

A new data set

The WJP's Rule of Law Index is based on the premise that it is necessary to use different but complementary data sources to best approximate the concept of the rule of law. Currently, there is no comparable data that fully covers all dimensions of the rule of law. The WJP Rule of Law Index addresses this gap by constructing a new set of indicators drawn from two novel data sources:

- » A general population poll (GPP) conducted by leading local polling companies using a probability sample of 1,000 respondents in the three largest cities of each country.
- » Qualified respondents' questionnaires (QRQ) completed by in-country experts in civil and commercial law, criminal justice, labor law, and public health.

The general population poll (GPP) is a key component of the Index as it provides information on how the rule of law is experienced by the people, including marginalized segments of the society. The GPP questionnaire was designed to provide information on the experiences and the

perceptions of ordinary people about their dealings with the government, the police, and the courts; the openness and accountability of the State; the extent of corruption; and the magnitude of common crimes to which the general public is exposed. The latest questionnaire includes 91 perception-based questions and 58 experience-based questions. In addition, socio-demographic information was also collected. In all countries, the questionnaire was translated into local languages and adapted to common expressions. The poll was carried out on a probability sample of 1,000 respondents drawn from the three largest cities in each country, and was conducted by leading local polling companies on behalf of the World Justice Project. Depending on the particular situation of each country, three different polling methodologies were used: CATI, Online, or F2F. The cities covered, the polling company, and the polling methodology employed in all 66 countries are presented in Table 4. For the first round of countries, data were gathered in September 2009. For the second round, they were collected in April 2011.

The Qualified Respondents' Questionnaire (QRQ) is designed to complement polling data with expert opinion on a variety of dimensions relevant to the rule of law. The expert questionnaires were tailored to four areas of expertise: civil and commercial law, criminal justice (due process); labor law, and public health. The questionnaires cover different aspects of the majority of factors, but are tailored to suit the knowledge and expertise of each type of respondent. The questionnaires include close-ended perception questions and several hypothetical scenarios with highly detailed factual assumptions aimed at ensuring comparability across countries. Qualified respondents are selected based solely on their professional expertise by using two methods. The first method involves a two-stage procedure. In the first stage, a large number of organizations are selected from a set of directories of law firms, universities/colleges, research organizations, and non-governmental organizations (NGOs). In the second stage, a random sample of experts is drawn from within the selected organizations. Once a sufficient number of potential respondents are identified, questionnaires are sent to the selected individuals. The second method builds on the WJP network of practitioners and academics- people who

Table 4: City coverage and polling methodology in the 66 indexed countries

Country	Cities Covered	Polling Company	Methodology	Sample	Data Collection Year
Albania	Tirana, Durres, Elbasan	Strategic Puls Group	F2F	1096	2009
Argentina	Buenos Aires, Cordoba, Rosario	Navarro Mkt Research	CATI	1000	2009
Australia	Sydney, Melbourne, Brisbane	IPSOS Public Affairs Pty Ltd.	ONLINE	1030	2009
Austria	Wien, Graz, Linz	Market Institut	ONLINE	1000	2009
Bangladesh	Dhaka, Chittagong, Khulna	Org-Quest Research Limited	F2F	1000	2011
Belgium	Brussels, Antwerpen, Gent	Survey Sampling International, LLC	ONLINE	1000	2011
Bolivia	La Paz, Santa Cruz, Cochabamba	Encuestas y Estudios	F2F	1003	2009
Brazil	São Paulo, Rio de Janeiro, Belo Horizonte	Fine Research	Mixed (CATI & F2F)	850	2011
Bulgaria	Sofia, Plovdiv, Varna	Alpha Research	F2F	1024	2009
Cambodia	Phnom Penh, Battambang, Kampong Cham	Indochina Research Ltd	F2F	1006	2011
Cameroon	Douala, Yaoundé, Bamenda	CIBLE	F2F	1000	2011
Canada	Toronto, Montreal, Vancouver	Leger Marketing	ONLINE	1047	2009
Chile	Santiago, Valparaiso, Concepcion	Fine Research	CATI	850	2011
China	Beijing, Shanghai, Guangzhou	WJP in collaboration with local partner	F2F	1006	2011
Colombia	Bogota, Medellin, Cali	Centro Nacional de Consultoria (CNC)	CATI	1009	2009
Croatia	Zagreb, Split, Rijeka	Puls - Marketing, Media and Public Opinion	CATI	1006	2009
Czech Republic	Prague, Brno, Ostrava	Survey Sampling International, LLC	ONLINE	1001	2011
Dominican Republic	Gran Santo Domingo, Santiago de los Caballeros, San Cristobal	Asisa Research Group Inc.	F2F	1000	2009
El Salvador	San Salvador, Soyapango, Santa Ana	Borge y Asociados	F2F	1020	2009
Estonia	Tallinn, Tartu, Narva	Survey Sampling International, LLC	ONLINE	1000	2011
Ethiopia	Addis Ababa, Dire Dawa, Mek'ele	Research Solutions Limited	F2F	1019	2011
France	Paris, Marseille, Lyon	Leger Marketing with local partner	ONLINE	1000	2009
Germany	Berlin, Hamburg, Munich	Survey Sampling International, LLC	ONLINE	1002	2011
Ghana	Accra, Kumasi, Tamale	The Steadman Group (Synovate)	F2F	1006	2009
Guatemala	Guatemala City, Mixco, Villa Nueva	TNS DATA, S.A.	F2F	1000	2011
Hong Kong SAR, China	Hong Kong	IBI Partners	F2F	1006	2011
India	Mumbai, Delhi, Kolkata	Hinduston Thompson Associates (IMRB)	F2F	1004	2009
Indonesia	Jakarta, Surabaya, Bandung	Synovate Indonesia	F2F	1067	2009
Iran	Tehran, Mashad, Isfahan	FeedBack Market Research	F2F	1097	2011
Italy	Rome, Milan, Naples	Survey Sampling International, LLC	ONLINE	1000	2011
Jamaica	Kingston, Portmore, Spanish Town	StatMark Group, s.a.	F2F	1000	2011
Japan	Tokyo, Yokohama, Osaka	IBI Partners	CATI	1000	2009
Jordan	Amman, Az Zarqa, Irbid	WJP in collaboration with local partner	F2F	1011	2009
Kazakhstan	Almaty, Astana, Shymkent	ROMIR Holding Research LTD	F2F	1000	2011
Kenya	Nairobi, Mombasa, Nakuru	Synovate Kenya	F2F	1012	2009
Kyrgyzstan	Bishkek, Osh, Djalalabd	ROMIR Holding Research LTD	F2F	1000	2011
Lebanon	Beirut, Tripoli, Saita	FeedBack Market Research	F2F	1001	2011
Liberia	Monrovia	WJP in collaboration with local partner	F2F	1000	2009
Malaysia	Kuala Lumpur, Ipoh, Johor Bahru	IBI Partners	F2F	1006	2011
Mexico	Mexico City, Guadalajara, Monterrey	Brand Investigation, S.A. de C.V.	CATI	1057	2009
Morocco	Casablanca, Rabat, Fes	WJP in collaboration with local partner	F2F	1000	2009
Netherlands	Amsterdam, Rotterdam, s'Gravenhage	RenMMatrix	ONLINE	1004	2009
New Zealand	Auckland, Christchurch, Wellington	IBI Partners	CATI	1006	2011
Nigeria	Lagos, Kano, Ibadan	The Steadman Group (Synovate)	F2F	1001	2009
Norway	Oslo, Bergen, Trondheim	Survey Sampling International, LLC	ONLINE	1005	2011
Pakistan	Karachi, Lahore, Faisalabad	SB&B Marketing Research	F2F	1000	2009
Peru	Lima, Arequipa, Trujillo	IPSOS APOYO Opinion y Mercado S.A.	F2F	1009	2009
Philippines	Manila, Davao, Cebu	IBI Partners	F2F	1000	2009
Poland	Warsaw, Cracow, Lodz	Synovate Poland	F2F	1000	2009
Romania	Bucharest, Iasi, Cluj	Synovate SRL	F2F	1000	2011
Russia	Moscow, Saint Petersburg, Novosibirsk	ROMIR Holding Research LTD	F2F	1000	2011
Senegal	Dakar, Thies, Diourbel	TNS RMS Senegal	F2F	1024	2011
Singapore	Singapore	IBI Partners	CATI	1000	2009
South Africa	Johannesburg, Cape Town, Durban	Quest Research Services	F2F	1000	2009
South Korea	Seoul, Busan, Incheon	Nice Research and Consulting, Inc.	ONLINE	1000	2009
Spain	Madrid, Barcelona, Valencia	Leger Marketing with local partner	ONLINE	1018	2009
Sweden	Stockholm, Goteborg, Malmo	NORSTAT	ONLINE	1003	2009
Thailand	Bangkok, Nonthaburi, Pak Kret	IBI Partners Thailand	F2F	1000	2009
Turkey	Istanbul, Ankara, Izmir	Yontem Research Consultancy Ltd.	F2F	1000	2009
Uganda	Kampala, Wakiso, Mukono	Synovate Limited	F2F	1000	2011
Ukraine	Kyiv, Kharkiv, Dnipropetrovsk	Kiev International Institute of Sociology, Ltd	F2F	1010	2011
United Arab Emirates	Dubai, Sharjah, Abu-Dhabi	FeedBack Market Research	F2F	1011	2011
United Kingdom	London, Birmingham, Glasgow	Survey Sampling International, LLC	ONLINE	1001	2011
United States	New York, Los Angeles, Chicago	Survey Sampling International, LLC	ONLINE	1044	2011
Venezuela	Caracas, Maracaibo, Barquisimeto	WJP in collaboration with local partner	F2F	1000	2011
Vietnam	Ho Chi Minh City, Ha Noi, Hai Phong	Indochina Research Ltd	F2F	1000	2011

have provided significant input to the development of the Index. Data collection was conducted from March 2011 through May 2011.

The Index is thus based on data from experts and data from the general public. The intent in using these two data sources is twofold - the first is to complement the information provided by the experts' assessments (specialized knowledge of certain processes, actors, and circumstances) with that of the general public (different rule of law problems as experienced by the people). The underlying concept is that experts and lay people are knowledgeable about different rule of law situations. For instance, while experts are familiar with the duration of cases in courts, they might not comprehend factors such as crime in different neighborhoods, which is a problem experienced on a daily basis by the general public. The second goal is to validate our findings by providing different perspectives on the same issue (see Data validation and cross-checks section below). In this way, the Index anchors expert opinion on rigorous polling of the general public to ensure that the findings reflect the conditions experienced by the population, including marginalized sectors of society.

Combining several questions to measure a complex concept

No single question can cover all of the dimensions of the concepts described by the different factors and sub-factors, therefore, the WJP's Rule of Law Index measures each of the concepts with several variables. By combining a series of questions, with each reflecting different aspects of a particular concept, it is possible to create composite indicators that better capture the reality of a complex concept, such as the rule of law. For instance, sub-factor 6.2 measures whether government regulations are applied and enforced without the exercise of bribery or improper influence. Given the large number of regulations emerging from different governmental bodies in each country, it is clear that no single question can adequately encompass this concept. The Index thus incorporates a series of 33 questions falling under different regulatory areas, such as labor, environment, public health, education, public registries, and procurement. With all this information, we create

a composite measure that conveys more precisely the extent of bribery and corruption in regulatory implementation. Overall, the Index combines more than 400 detailed questions to measure the concepts represented in the different sub-factors of the WJP's Rule of Law Index.

Building indicators

All variables included in the Rule of Law Index were normalized using the Min-Max method, so that all variables are expressed in a scale from 0 (low rule of law) to 1 (high rule of law). Individual variables covering the same concept were averaged and then aggregated into sub-factors and factors using simple averages. These scores are the basis of the final rankings. In all cases, the base level of aggregation for each sub-factor is calculated with a weight of 50% for the QRQ variables, and 50% for the GPP variables¹.

Data validation and cross-checks

Another distinguishing feature of the WJP's Rule of Law Index is that it approaches the measurement of rule of law from various angles so as to improve the validity and reliability of the resultant scores - a method known as triangulation. The Rule of Law Index triangulates information across data sources and also across types of questions. This approach not only enables accounting for different perspectives on the rule of law, but it also helps to reduce possible bias that might be introduced by any one particular data collection method. In addition, the Index employs both a qualitative and quantitative methodology for cross-checking its findings in order to identify discrepancies between the Index and other data sources.

Limitations

With the aforementioned methodological strengths come a number of limitations. First, the data will

¹ Composite indicators are subject to several sources of uncertainty, including sampling error, missing data, weighting, normalization, or aggregation rules, to mention just a few. To assess the impact of such uncertainties on our estimates, we asked the Joint Research Centre of the European Commission to perform a sensitivity analysis based on a combination of Monte Carlo experiments, bootstrapping, and multi-modeling approaches [Saisana, M and Saltelli, A. (2010)]. Their analysis has demonstrated the robustness of our findings, i.e., that 90 percent of the countries show a shift of less than ± 1 position.

shed light on rule of law dimensions that appear comparatively strong or weak, but will not be specific enough to establish causation. Thus, it will be necessary to use the Index in combination with other analytical tools to provide a full picture of causes and possible solutions.

Second, the methodology has been applied only in three major urban areas in each of the indexed countries. As the project evolves, the WJP intends to extend the application of the methodology to other urban areas, and eventually to rural areas as well.

Other methodological considerations

A detailed presentation of the methodology, including a description of the more than 400 variables used to construct the Index scores, are available in Botero, J and Ponce, A. (2011) “Measuring the Rule of Law”. WJP Working Paper No. 1, available online at www.worldjusticeproject.org



Part III: Statistical Tests on the WJP Rule of Law Index

Statistical Tests on the WJP Rule of Law Index

MICHAELA SAISANA and ANDREA SALTELLI

**European Commission Joint Research Centre
(Ispra, Italy)**

Summary

The JRC analysis suggests that the conceptualized multi-level structure of the WJP Rule of Law Index is statistically coherent and no dimension is dominated by any of its underlying components. Country ranks across the eight dimensions are also fairly robust to methodological changes related to the estimation of missing data, weighting or aggregation rule (less than ± 1 position shift in 90% of the cases).

The assessment of conceptual and statistical coherence of the World Justice Project (WJP) Rule of Law Index and the estimation of the impact of modeling assumptions on a country's performance are useful steps: they add to the transparency and reliability of the Index and build confidence in the narratives supported by the measure. Modeling the cultural and subjective concepts underlying the rule of law at a national scale around the globe raises practical challenges related to the combination of these concepts into a single set of numbers.

The Econometrics and Applied Statistics Unit at the European Commission Joint Research Centre in Ispra, Italy has undertaken for a second consecutive year, and upon request of the WJP, a thorough statistical assessment of the Index.¹ The WJP Rule of Law Index was assessed along two main avenues: the conceptual and statistical coherence of its structure, and the impact of key modeling assumptions on its scores and ranks.

Conceptual and statistical coherence in the WJP Rule of Law framework

Country data delivered to the JRC represented average scores of public or expert opinion on 479 variables. These variables are not affected by outliers or skewed distributions², except for 16 variables spread across six factors in the WJP Rule of Law Index.³ Given the high number of variables combined in building a factor, the skewed distributions of those variables do not bias the results. Some reservations on Civil conflict is effectively limited (sub-factor 3.2) are discussed later. The 2011 dataset is characterized by excellent data coverage (92% in a matrix of 479 variables × 66 countries). Data coverage per dimension and country is also very good or excellent. A further data quality issue relates to the treatment of missing values. The WJP, for reasons of transparency and replicability, calculated sub-factor scores using only available information for each country. This choice, which is common in relevant contexts, might discourage countries from reporting low data values. We tested the implications of ‘no imputation’ versus the hot-deck imputation method and discuss this in the second part of the assessment together with other modeling assumptions.

Principal component analysis (PCA) was used to assess to what extent the conceptual framework is

confirmed by statistical approaches and to identify eventual pitfalls. The analysis confirms the WJP Rule of Law Index structure, as within each of the eight dimensions the first latent factor captures between 55% up to 93% of the variance (best result for *Absence of Corruption* – Factor 2). A more detailed analysis of the correlation structure confirms the expectation that the sub-factors are more correlated to their own dimension than to any other dimension and all correlations are strong and positive. Hence, no-reallocation of sub-factors is needed. Finally, the eight factors share a single latent factor that captures 82% of the total variance. This latter result could be used as a statistical justification for aggregating further the eight dimensions into a single index by using a weighted arithmetic average. This is not currently done, as the WJP team aims to shed more light on the dimensions of the rule of law as opposed to an overall index.

Next, tests focused on identifying whether the eight dimensions of the WJP Rule of Law Index are statistically well-balanced in the underlying sub-factors. In the present context given that all dimensions are built as simple arithmetic averages (*i.e.* equal weights for the relative sub-factors), our analysis answers the question: ‘*are the sub-factors really equally important?*’ We used an ‘importance measure’ (henceforth S_i), known as correlation ratio or first order sensitivity measure (Saltelli *et al.*, 2008). The S_i describes ‘the expected reduction in the variance of factor scores that would be

Table 1. Importance measures (variance-based) for the eight factors of the WJP Rule of Law Index

Sub-factor	F1	F2	F3	F4	F5	F6	F7	F8
#.1		0.88 (0.05)	0.80 (0.08)	0.6 (0.11)	0.64 (0.1)	0.87 (0.07)		0.64 (0.10)
#.2	0.87 (0.08)	0.93 (0.06)	0.27 (0.18)*	0.64 (0.13)	0.70 (0.09)	0.87 (0.08)	0.35 (0.12)*	0.78 (0.08)
#.3	0.94 (0.04)	0.99 (0.04)	0.73 (0.11)	0.72 (0.11)	0.82 (0.09)	0.84 (0.09)	0.39 (0.12)*	0.73 (0.11)
#.4	0.74 (0.07)			0.88 (0.07)	0.68 (0.09)	0.83 (0.08)	0.61 (0.09)	0.64 (0.11)
#.5	0.83 (0.09)			0.57 (0.13)	0.82 (0.09)	0.75 (0.1)	0.88 (0.08)	0.87 (0.07)
#.6	0.73 (0.09)			0.88 (0.1)	0.70 (0.12)		0.71 (0.11)	0.64 (0.08)
#.7	0.70 (0.10)			0.69 (0.07)			0.39 (0.14)*	0.80 (0.07)
#.8				0.63 (0.09)			0.72 (0.11)	
#.9							0.73 (0.12)	

Source: European Commission Joint Research Centre; WJP Rule of Law Index 2011

Notes: (1) Numbers represent the kernel estimates of the Pearson correlation ratio (η^2). (2) Bootstrap confidence intervals are given in parenthesis. (3) Sub-factors that have much lower contribution to the variance of the relevant Factor scores than the equal weighting expectation are marked with an asterisk. (4) F.1: Limited Government Powers, F.2: Absence of Corruption, F.3: Order and Security, F.4: Fundamental Rights, F.5: Open Government, F.6: Effective Regulatory Enforcement, F.7: Access to Civil Justice, F.8: Effective Criminal Justice

obtained if a given sub-factor could be fixed'. As discussed in Paruolo *et al.*, 2011, we can take this as a measure of importance; thus if sub-factors are supposed to be equally important their S_i values should not differ too much. Results are reassuring: all sub-factors are important in classifying countries within each factor, though some sub-factors are slightly more important than others (see Table 1). However, for the *Access to Civil Justice*, one could question the contribution of sub-factors 7.2, 7.3 and 7.7 compared to the remaining sub-factors on the basis of their lower effective weight. The issue is somewhat more serious for *Order and Security* where sub-factor 3.2 (*civil conflict is effectively limited*) is half as important as the other two. The reason is that 52 out of 66 countries do have civil conflict effectively limited and hence they all receive a score of 1.0 in this sub-factor. Consequently, sub-factor 3.2 has no discriminating power over those countries. Yet, sub-factor 3.2 becomes important and placed on equal footing with the other two sub-factors when it comes to the remaining 14 countries where civil conflicts exist. In order for sub-factor 3.2 to become as important as the other two for the entire set of countries, the original weights should be changed from 1,1,1, to 1, 2.5, 1 (in that case all S_i values will be between 0.60 and 0.70).

Impact of modeling assumptions on the WJP Rule of Law Index results

Every dimension in the WJP Rule of Law Index is the outcome of choices: the framework (driven by theoretical models and expert opinion), the variables included, the estimation or not of missing values, the normalization of the variables, the weights assigned to the variables and sub-factors, and the aggregation method, among other elements. Some of these choices are based on expert opinion, or common practice, driven by statistical analysis or the need for ease of communication. The aim of the robustness analysis is to assess to what extent these choices might affect country classification. We have dealt with these uncertainties simultaneously in order to assess their joint influence and fully acknowledge their implications. Data are considered to be error-free since the WJP team already undertook a double-

check control of potential outliers and eventual errors and typos were corrected during this phase.

The robustness assessment of the WJP Rule of Law Index was based on a combination of a Monte Carlo experiment and a multi-modeling approach. This type of assessment aims to respond to eventual criticism that the country scores associated with aggregate measures are generally not calculated under conditions of certainty, even if they are frequently presented as such (Saisana *et al.*, 2005, 2011). The Monte Carlo simulation related to the weights and comprised 1,000 runs, each corresponding to a different set of weights of the sub-factors underlying each dimension, randomly sampled from uniform continuous distributions centered in the reference values. The choice of the range for the weights' variation was driven by two opposite needs: on the one hand, the need to ensure a wide enough interval to have meaningful robustness checks; on the other hand, the need to respect the rationale of the WJP that the sub-factors are equally important when calculating a dimension. Given these considerations, limit values of uncertainty intervals have been defined as shown in Table 2.

The multi-modeling approach involved combinations of the remaining two key assumptions on the 'no imputation' of missing data and the aggregation formula within a factor. The WJP calculated sub-factor scores using only available information for each country⁴. This choice (often termed as 'no imputation') was confronted with the application of the hot-deck imputation method⁵. Regarding the WJP assumption on the aggregation function (arithmetic average), and despite the fact that it received statistical support (see principal component analysis results in the previous section), decision-theory practitioners have challenged this type of aggregation because of inherent theoretical inconsistencies lined to their fully compensatory nature, in which a comparative advantage of a few variables can compensate a comparative disadvantage of many variables. Hence, we considered the geometric average instead, which is a partially compensatory approach.⁶ Consequently, we tested four models based on the combination of no imputation versus hot-deck and arithmetic versus geometric average. Combined with the 1,000

Table 2. Uncertainties simulated in the WJP Rule of Law Index

I. Uncertainty in the imputed values			
	Reference method	Alternative method	
	no imputation	hot-deck	
II. Uncertainty in the weights			
WJP Rule of Law Index 2011	Reference value	Uncertainty range (± 25% of reference value)	
Factor 1: Limited Government Powers (6)	0.167	0.125	0.208
Factor 2: Absence of Corruption (3)	0.333	0.250	0.417
Factor 3: Order and Security (3)	0.333	0.250	0.417
Factor 4: Fundamental Rights (8)	0.125	0.094	0.156
Factor 5: Open Government (6)	0.167	0.125	0.208
Factor 6: Effective Regulatory Enforcement (5)	0.200	0.150	0.250
Factor 7: Access to Civil Justice (8)	0.125	0.094	0.156
Factor 8: Effective Criminal Justice (7)	0.143	0.107	0.179
III. Uncertainty in the aggregation formula			
	Reference method	Alternative method	
	arithmetic average	geometric average	

Source: European Commission Joint Research Centre; WJP Rule of Law Index 2011

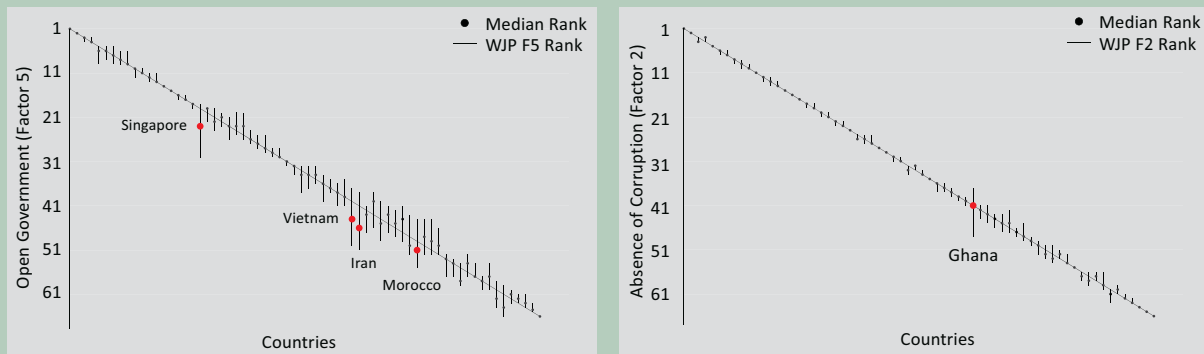
Notes: Number of sub-factors underlying each factor are given in parenthesis.

simulations per model to account for the uncertainty in the weights across the sub-factors, we carried out altogether 4,000 simulations.

The main results of the robustness analysis are provided in Figure 1, which shows median ranks and 90% intervals computed across the 4,000 Monte Carlo simulations for *Absence of Corruption* (F.2, one of the most robust dimensions) and for *Open Government* (F.5, one of the least robust dimensions). Countries are ordered from best to worst according to their reference rank in the WJP

(black line), the dot being the simulated median rank. Error bars represent, for each country, the 90% interval across all simulations. Ranks in all eight factors are very robust to the modeling assumptions: 90 percent of the countries shift with respect to the simulated median less than ± 1 position in *Limited Government Powers* (F.1), *Absence of Corruption* (F.2), *Fundamental Rights* (F.4) and *Effective Regulatory Enforcement* (F.6); less than ± 2 positions in *Access to Civil Justice* (F.7) and *Effective Criminal Justice* (F.8); less than ± 3 positions in *Order and Security* (F.3) and *Open Government* (F.5). The fact

Figure 1: Robustness analysis (WJP factor ranks vs. median rank, 90% intervals)



Source: European Commission Joint Research Centre; WJP Rule of Law Index 2011

Notes: Countries with wide intervals –more than 10 positions– across 4,000 simulations related to estimation of missing data, weighting and aggregation formula are flagged.

that *Absence of Corruption* (F.2) is one of the most robust dimensions in the WJP Rule of Law Index with respect to modeling assumptions and also very coherent (as discussed in the previous section) is all the more noteworthy given its potential inclusion in the Corruption Perception Index of Transparency International, to describe perception of corruption in the public sector and among politicians. Simulated 90% intervals across 4,000 Monte Carlo runs are narrow enough for most countries (less than 4 positions in 75% of the cases) to allow for meaningful inferences to be drawn. Exceptionally, few countries have relatively wide intervals (roughly 10–16 positions): China and Liberia on F.1, Ghana on F.2, Bangladesh on F.3, Singapore on F.4, Iran, Morocco, Singapore and Vietnam on F.5, Jamaica on F.6, and no country on F.7 or F.8. These relatively wide intervals are due to compensation of low performance on some sub-factors with a very good performance on other sub-factors in a given dimension (see country profiles in the main part of the report). Although these few cases are not a worrisome concern in the context of rule of law, they have been flagged herein as part of the sensitivity analysis in order to give more transparency in the entire process and to help appreciate the WJP Rule of Law Index results with respect to the assumptions made during the development phase.

Overall, the JRC analysis suggests that the conceptualized multi-level structure of the WJP Rule of Law Index is statistically coherent and none of the eight dimensions is dominated by any of its underlying sub-factors. Country ranks across the eight dimensions are also fairly robust to methodological changes related to the estimation of missing data, weighting or aggregation rule (less than ± 1 position shift in 90% of the cases).

References

- Groeneveld, R. A., Meeden, G. 1984. Measuring skewness and kurtosis. *The Statistician* 33: 391–99.
- Little, R. J. A., Rubin, D. B. 2002. *Statistical Analysis with Missing Data*, 2nd edition. Hoboken, NJ: John Wiley & Sons.
- Munda, G. 2008. *Social Multi-Criteria Evaluation for a Sustainable Economy*. Berlin Heidelberg: Springer-Verlag.
- OECD/EC JRC, 2008. *Handbook on Constructing Composite Indicators: Methodology and User Guide*. Paris: OECD.
- Paruolo, P., Saltelli, A., Saisana, M., Ratings and rankings: Voodoo or Science? *Journal of the Royal Statistical Society A* (submitted, 2011).
- Saisana, M., Saltelli, A., Tarantola, S. 2005. Uncertainty and Sensitivity Analysis Techniques as Tools for the Analysis and Validation of Composite Indicators. *Journal of the Royal Statistical Society A* 168 (2):307–323.
- Saisana, M., D’Hombres, B., Saltelli, A. 2011. Ricketty Numbers: Volatility of University Rankings and Policy Implications. *Research Policy* 40: 165–77.
- Saltelli, A., Ratto, M., Andres, T., Campolongo, F., Cariboni, J., Gatelli, D., Saisana, M., Tarantola, S. 2008. *Global Sensitivity Analysis: The Primer*. Chichester, England: John Wiley & Sons.

¹ The JRC analysis was based on the recommendations of the OECD (2008) Handbook on Composite Indicators, and on more recent research from the JRC. The JRC auditing studies of composite indicators are available at <http://composite-indicators.jrc.ec.europa.eu/>

² Groeneveld and Meeden (1984) set the criteria for absolute skewness above 1 and kurtosis above 3.5. The skewness criterion was relaxed to ‘above 2’ to account for the small sample (66 countries).

³ In the WJP Rule of Law Index, ‘factors’ are equivalent to dimensions and ‘sub-factors’ to sub-dimensions.

⁴ Note that here ‘no imputation’ is equivalent to replacing missing values with the average of the available data within each sub-factor.

⁵ The ‘hot-deck method’ (also termed ‘nearest neighbour method’) involves substituting missing values for a given country with available data from ‘similar’ countries, similarity being measured by a certain distance (Little and Rubin, 2002). For the WJP factors, after cross-validation, we selected Manhattan distance and three nearest neighbours.

⁶ In the geometric average, sub-factors are multiplied as opposed to summed in the arithmetic average. Sub-factor weights appear as exponents in the multiplication.



Part IV: Contributing Experts

Contributing Experts

The *Rule of Law Index 2011* was made possible by generous pro-bono contribution of academics and practitioners who contributed their time and expertise. The names of those experts wishing to be acknowledged individually are listed in the following pages.

This report was also made possible by the work of the polling companies who conducted fieldwork, and the thousands of individuals who have responded to the general population poll (GPP) around the world.

Albania

Jona Bica
Kalo & Associates

Dorant Ekmekçiu
Hoxha, Memi & Hoxha

Sokol Elmazaj
Boga & Associates

Roshi Enver

Emel Haxhillari
Kalo & Associates

Eris Hoxha
Hoxha, Memi & Hoxha

Illir Johollari
Hoxha, Memi & Hoxha

Oljion Kaso
Rokas

Andi Memi
Hoxha, Memi & Hoxha

Blerta Nesho

Pellumb Piperio
Ministry of Health

Artila Rama
Boga & Associates

Klodian Rjepaj

Genci Terpo
Albanian Human Rights Group

Gerhard Velaj
Boga & Associates

Anonymous Contributors

Argentina

Valeria Amelong

Fernando Basch
UBA, UP

Paola Bergallo
Universidad de San Andrés

Marcelo Bombau

Federico A. Borzi Cirilli
Defensas Penales

Hernán Jorge Danzi
Estudio Jurídico Penal Dr.
Hernán Jorge Danzi

Gladys Karina De Bella
Hospital de Niños
Ricardo Gutierrez

Roberto Durrieu
Estudio Durrieu Abogados SC

Omar Eidelstein
LKEC

Gonzalo Hernandez
M. & M. Bomchil

Guillermo Jorge
Guillermo Jorge & Asociados

Santiago Legarre
Universidad Católica Argentina

Andres Mariano Ruiz

Gabriel Martoglio
Martoglio & Asociados

Maria Eugenia Montero
Hewlett-Packard

Rosa Maria Oller López
Estudio Jurídico Oller
López & Asoc

Diego Silva Ortiz
Silva Ortiz, Alfonso, Pavic
& Louge Abogados

Anonymous Contributors

Australia

Steven Bennett
Blake Dawson

Sean Cooney
Melbourne Law School

Nicholas Cowdery AM QC
Sydney Institute of Criminology

Breen Creighton
RMIT University

Lynda Crowley-Cyr
James Cook University
School of Law

Michael Dodson
Australian National
University, National Centre
for Indigenous Studies

Patrick Emerton
Monash University

Simon Evans

Thomas Faunce
Australian National University

James FitzSimons

Andrew Frazer
University of Wollongong

Jeffrey Fuller
Flinders University

T. Hartnell
Atanaskovic Hartnell

Jack Keating
University of Melbourne

Adam McBeth
Faculty of Law, Monash
University

Fiona McDonald
School of Law, Queensland
University of Technology

Angus McKenzie
PostSuper Pty Ltd

Simon Rice
Australian National
University, College of Law

Cheryl Saunders
Melbourne Law School,
University of Melbourne

Greg Taylor
Monash University

Anonymous Contributors

Austria

Arpad Gered
BMA Brandstätter
Rechtsanwälte GmbH

Gesundheit Österreich

Thomas Hofmann
PALLAS Rechtsanwalte
Partnerschaft

Greiter Ivo
Greiter Pegger Koffler & Partners

Robert Kert
University of Vienna

Katharina Koerber-Risak
Karasek Wietrzyk
Attorneys-at-Law

Christoph Konrath

Isabelle Pellech
Mag. Isabelle Pellech,
LL.M. Rechtsanwältin

Martin Reinisch
Brauneis Klauser Prandl
Rechtsanwälte GmbH

Martin Risak
University of Vienna

David Schnaiter

Jernej Sekolec
London Court of
International Arbitration

Doris Wydra
Salzburg Centre of
European Union Studies

Anonymous Contributors

Bangladesh

ASM Alamgir
WHO

Abdul Awal

Kazi Faizul Bari
K.A. BARI & CO.

Mirza Farzana Iqbal Chowdhury
Daffodil International University

Ghulam Mustafa Dulal
Gonoshashaya Kendra

Debra Efrogmson
HealthBridge

S. M. Shajedul Haque
Eminence

Bilqis Amin Hoque
Environment and Population
Research Centre (EPRC)

Mohammed Mutahar Hossain
Hossain & Khan Associates

Barristaer Kamruzzaman
Daffodil International University
Department of Law

Syed Kamruzzaman
Dr. Kamal Hossain & Associates

Ali Asif Khan
Hossain & Khan Associates

Saira Rahman Khan
BRAC University

Shusmita Khan
Eminence

Al Amin Rahman
FM Associates

Mir Shamsur Rahman
The University of Asia Pacific

K.A.R. Sayeed
United Hospital

Anonymous Contributors

Belgium

J. Acolty
Philippe & Partners

Eva Brems
Ghent University

A. Claes
De Broeck Van Laere & Partners

Daniel Cuypers
University of Antwerp

Pierre d'Argent
University of Louvain

Jan De Greef

Marie-Sophie Devresse
Université Catholique de Louvain

Olivier De Witte
Université Libre de Bruxelles,
Hôpital Erasme

Patrick Goffaux
Université Libre de Bruxelles,
Faculté de Droit

Kris Wauters
Université Catholique de Louvain

Anonymous Contributors

Bolivia

Adrian Barrenechea B.
Criales, Urcullo & Antezana,
Abogados, Soc. Civ.

Cesar Burgoa Rodríguez
Bufete Burgoa

William Herrera Añez
Estudio Jurídico

Alex Linares
Sanjinés & Asociados
Soc. Civil Abogados

Ivan Lima Magne
Lima Asociados Consultores S.A.

Miguel Ángel Sandoval Parada
Indacochea & Asociados,
Abogados

Rodolfo Raoul Sanjinas
Elizagoyen
Sanjinas & Asociados
Soc. Civ. Abogados

Victor Vargas
Herrera & Abogados

Mario Zapata

Anonymous Contributors

Brazil

Pedro Abramovay
Fundação Getúlio Vargas

Teresa Ancona Lopez
University of São Paulo,
Faculty of Law

José Manoel de Arruda
Alvim Netto
Pontifícia Universidade
Católica de São Paulo

Felipe Asensi
FGV

Maria Celina Bodin de Moraes
Pontifícia Universidade
Católica do Rio de Janeiro

Rogério Carmona Bianco
Lilla, Huck, Otranto,
Camargo Advogados

Thiago Bottino
Fundação Getúlio
Vargas Law School

Julio Cesar Bueno
Pinheiro Neto Advogados

Daniel Bushatsky
Advocacia Bushatsky

Vivian Calderoni
Conectas Human Rights

Mario de Barros Duarte Garcia
Duarte Garcia, Caselli
Guimarães e Terra Advogados

Fabio Di Jorge
Peixoto e Cury Advogados

José Ricardo dos
Santos Luz Júnior
Duarte Garcia, Caselli
Guimarães e Terra Advogados

Virgílio Afonso da Silva
University of São Paulo

Alexandre Esper
Microsoft

Heloisa Estellita
Fundação Getúlio
Vargas Law School

Joaquim de Arruda Falcão Neto
Fundação Getúlio
Vargas Law School

Mauricio Faragone
Faragone Advogados

Luciano Feldens
Zenkner Schmidt, Poeta &
Feldens Advogados Associados

Boriska Ferreira Rocha
Cunha Ferreira Advogados

Marcela Cristina Fogaça Vieira
Conectas Direitos Humanos

Isabel Franco
Koury Lopes Advogados

Iliana Graber De Aquino

Carlos Emmanuel
Joppert Ragazzo
Fundação Getúlio Vargas

Levy & Salomão Advogados

Maira Rocha Machado

Antenor Madruga
Barbosa, Müssnich &
Aragão Advogados

Sergio Nelson Mannheimier
Andrade & Fichtner Advogados

Edson Mazieiro
Paulo Roberto Murray Law Firm

Alberto Mori
Trench, Rossi & Watanabe

Daniela Muradas
Federal University of
Minas Gerais (UFMG)

Luiz Paulo Pieruccetti Marques
Vieira, Rezende, Barbosa
e Guerreiro Advogados

Fabio Peixinho Gomes Correa
Lilla, Huck, Otranto e
Camargo Advogados

Maria Fernanda T. Peres
University of São Paulo

Miguel Reale Júnior
University of São Paulo
Faculty of Law

Amadeu Ribeiro
Mattos Filho Advogados

Paulo Sergio João
Pontifícia Universidade
Católica de São Paulo/
Fundação Getúlio Vargas

Elival da Silva Ramos
São Paulo University Law School

Augusto Simoes Cunha
Cunha Ferreira Advogados

Fernando Smith Fabris
Freitas Macedo &
Dalcin Law Firm

Eduardo Soto Pires
Veirano Attorneys-at-Law

Rodrigo de Souza Costa

Benny Spiewak

Gustavo Swenson Caetano

Mariana Tavares de Araujo
Levy & Salomão Advogados

Denise Vaz
Moraes Pitombo Advogados

Maurício Vedovato
Lilla, Huck, Otranto,
Camargo Advogados

Teresa Wambier
Pontifícia Universidade
Católica de São Paulo

Anonymous Contributors

Bulgaria

Pavleta Alexieva
Bulgarian Center for
Not-for-Profit Law

J. Crombois
American University in Bulgaria

Velichka Dzhambazova
Ralchevi Stanev Dzhambazova

Boyko Guerginov
Cerha Hempel Spiegelfeld
Hlawati (CHSH)

Nikolai Hristov
Medical University of Sofia

Gergana Ilieva
Kolcheva, Smilenov,
Koev and Partners

Dimitar Ivanov
Dimitrov Ivanov & Partners

Vladimir Ivanov
VIP Consult

Ilya Komarevski
Tsvetkova Bebov and Partners

Marina Novova
Medical University of Varna

Neli Nedkova
Wolf Theiss

Veselka Petrova
Tsvetkova Bebov & Partners

Lachezar Raichev
Penkov, Markov & Partners

Petko Salchev
Department of Social Medicine
and Health Care Management
- Medical University of Sofia

Atanas Slavov
Bulgarian Center for
Not-for-Profit Law

S. Stanislav

Irina Stoeva
Stoeva, Kuyumdjieva & Vitliemov

Ivaylo Uzunov

Nikolay Yanev
Cerha Hempel Spiegelfeld
Hlawati (CHSH)

Anonymous Contributors

Cambodia

Sherazade Delhoume

Legal Support for
Children and Women

Kem Ley
Advance Research
Consultant Team

Anonymous Contributors

Cameroon

Angoh Angoh
Legal Power Law Firm

Feh Henry Baaboh
Henry Samuelson & Co.

Ndi Nelly Kahndi
Jing & Partners

Monny Lobe
Faculty of Medicine,
Université de Yaoundé I

Tanyi Joseph Mbi
Tanyi Mbi & Partners

Valentine N. Ndikum
Faculty of Medicine and
Biomedical Sciences,
Université de Yaoundé I

Tayou Tagny
Faculty of Medicine and
Biomedical Sciences,
Université de Yaoundé I

Anonymous Contributors

Canada

David Asper
University of Manitoba,
Faculty of Law

Carol Aylward
Dalhousie University

Bob Barnetson
Athabasca University

Karen Busby
University of Manitoba,
Faculty of Law

Daniel M. Campbell QC
Cox & Palmer

Karen Campbell
Cox & Palmer

Jason Foster
Athabasca University

Fabien Gélinas
McGill University

William H. Goodridge
Supreme Court of
Newfoundland and Labrador

Elise Groulx
International Criminal Defence
Attorneys Association

Chuck Harrison
Fasken Martineau
DuMoulin LLP

Jula Hughes
University of New Brunswick

Gary Kobinger
Public Health Agency of Canada

Hoi Kong
McGill University

Marc Laporta

John N. Lavis
McMaster University

Louis Letellier de St-Just

Katherine Lippel
University of Ottawa

Glen Luther
University of Saskatchewan,
College of Law

Constance MacIntosh
Schulich School of Law

Dwight Newman
University of Saskatchewan

Darrel Pink
Nova Scotia Barristers' Society

Richard Perras
Cordeau Pare Meunier

Caroline Potvin
Pharmacists without Borders

Heather Raven

Gaynor Roger
Shibley Righton LLP

Barbara Von Tigerstrom
University of Saskatchewan,
College of Law

Anonymous Contributors

Chile

Diego Abogabir Egana

Gonzalo Cisternas
Espina, Zepeda & Acosta

Sergio Gamonal Contreras
Universidad Adolfo Ibáñez

Roberto Guerrero D.
Guerrero, Olivos,
Novoa y Errazuriz

Roberto Guerrero V.
Pontificia Universidad Católica
de Chile School of Law

Davor Harasic
Universidad de Chile

Gaston Mansilla

Fernando Maturana Crino
Eyzaguirre & Cía.

Omar Morales
Montt & Cía.

Patricio Morales
Estudio Jurídico Pérez
Donoso y Cia

Luis Parada
Bahamondez, Álvarez & Zegers

Manuel Jimenez Pfingsthorn
Jara Del Favero Abogados Ltd.

Fernando Lolos
University of Chile

Carla Robledo
Estudio Carvallo

Moises Sanchez
Fundacion Pro Acceso

Luis A. Silva
Universidad de los
Andes Law School

Alan Spencer
Alessandri & Compañía

Juan Enrique Vargas
Diego Portales Law
School

Jorge Wahl Silva
Alessandri & Compañía

Anonymous Contributors

China

Liu Kaiming
The Institute of Contemporary
Observation

Apo Leong
Asia Monitor Resource Centre

He-Qingjie

Jia Ping
China Global Fund
Watch Initiative

Fen Shao
Legal Clinic for Labor,
Yunnan University

Zhang Wanhong
Public Interest and Development
Law Institute, Wuhan University

Anonymous Contributors

Colombia

Eduardo Barajas
Rosario University

Mauricio A. Bello Galindo
Baker & McKenzie
Colombia S.A.

Hector Hernandez Botero
Prieto Carrizosa

Eduardo Cardenas Caballero
Cárdenas & Cárdenas
Abogados Ltda.

Marcela Castro
Universidad de Los Andes

Jose Duran
Excellentia

Hermes Garcia
Cavelier Abogados

Jorge Gonzalez-Jacome
Universidad Javeriana

Jorge Lara
LaraConsultores

Maria Fernanda Navas-Herrera
Pontificia Universidad Javeriana

Luis Nieto
Nieto & Chalela

Posse Herrera & Ruiz

Angela Maria Ruiz Sternberg
Universidad del Rosario

Fredy A. Sandoval
Fredy A. Sandoval Abogados

Raul Suarez Arcila

Natalia Tobón
Cavelier Abogados

Anonymous Contributors

Croatia

Boris Bakota
Faculty of Law in Osijek

Ivana Dominković
Bardek, Lisac, Musec,
Skoko, Sarolic d.o.o. in
cooperation with CMS

Kristijan Grdjan
UN Theme Group on HIV/
AIDS - UNDP Croatia

Iva Jovicic

Darko Jurisic
General Hospital -
Dr. J. Bencevic

Ivan Kos
PETOŠEVIĆ

Boris Kozjak

Marko Lovrić

Dalida Rittossa
Faculty of Law,
University of Rijeka

Djuro Sessa
Association of Croatian Judges

Alan Soric
Law Office Soric

Ana Stavljenic-Rukavina
University of Zagreb

Anonymous Contributors

Czech Republic

Ondrej Dusek

Jan Filip
Faculty of Law, Masaryk
University

Pavel Holec
Holec, Zuska & Partners,
Attorneys-at-law

Stepan Holub
Holubova - advokati s.r.o.

Jan Hurdík
Masaryk University

Marie Jansova
Glatzova & Co., s.r.o.

Eva Kocmanová
EK Law Office

Tomas Matejovsky
CMS Cameron
McKenna

Radek Matous
Balcar Polansky Eversheds

Zoltan Palinkas
Schonherr

Nataša Randlová
Randl Partners

Martin Strnad
Havel, Holásek & Partners

Zeiner & Zeiner

Anonymous Contributors

Dominican Republic

Leandro Corral
Estrella & Tupete, Abogados

Virgilio Bello Gonzalez
Bello Rosa & Bello Gonzalez,
Attorneys at Law

Juan Manuel Caceres
Troncoso y Caceres

Alberto E. Fiallo S.
Pellerano & Herrera

Virgilio A. Mendez
Mendez & Asociados

Juan Musa
Dominguez Brito

Jose M. Paez
Paez-Mueses-Castillo
& Asociados

Carolina Pichardo Toral
Biaggi & Messina

Georges Santoni-Recio
Russin Vecchi & Heredia Bonetti

Anonymous Contributors

El Salvador

Irene Arrieta
Arrieta Bustamante S.A de C.V.

Rebecca Atanacio de Basagoitia

Jose Caballero
University of the
West of England

Mauricio Cader

Carlos Enrique Castillo G.
Romero Pineda & Asociados

DLM Abogados-
Notarios-Consultores

Ana Yesenia Granillo de Tobar

Orlando Ernesto Lemus Herrera
Bufete Lemus

Diego Martín-Menjívar
Consortium Centro
América Abogados

Carlos Mauricio Molina Fonseca
Bufete Molina y Asociados

Ramon Antonio Morales
Quintanilla
Morales Rodriguez
Melara Abogados

Marta Celina Rodríguez
de Parada
Fundación Salvadoreña para
el Desarrollo Económico
y Social (FUSADES)

Juan José Planas Carías
Banco Agrícola, S.A

Délmer Edmundo
Rodríguez Cruz
Escuela Superior de
Economía y Negocios

Piero Antonio Rusconi Gutierrez
Rusconi, Medina &
Asociados Central-Law

Humberto Sáenz Marinero
Sáenz & Asociados

Oscar Samour
Consortium Centro
América Abogados

Rommell Ismael
Sandoval Rosales
Consultor Internacional
en Libre Ejercicio

Jose Eduardo Tomasino Hurtado
Consortium Centro
América Abogados

Benjamin Valdez
Iraheta
Benjamin Valdez & Asociados

Anonymous Contributors

Estonia

Tiit Elenurm
Estonian Business School

Carri Ginter
University of Tartu

Kari Kasper
Tallinn University of Technology,
Tallinn Law School

Tanel Kerikmäe
Tallinn University of Technology,
Tallinn Law School

Liisa Linna

Valdo Lips
Luiga Mody Haal Borenius

Jaanus Mägi
Concordia Attorneys at Law

Marianne Meiorg
Estonian Human Rights Centre

Merle Muda
University of Tartu

Priit Pahapill
Luiga Mody Hääl Borenius

Andres Parmas
Supreme Court

Juri Saar
University of Tartu

Joel Starkopf
Faculty of Medicine,
University of Tartu

Gaabriel Tavits
University of Tartu

Andres Vutt
University of Tartu

Anonymous Contributors

Ethiopia

Dubale Z. Addisu
Haramaya University

H. Jemal
Addis Ababa University

Kebede Deribe Kassaye

Alemu Meheretu
Jimma University

Wondemagegn Tadesse
Addis Ababa University

Lubo Teferi Kerorsa
Adama University

Abrham Yohannes
Abrham Law Office

Anonymous Contributors

France

Patrick Bernard

Pr Calvès

Catherine Cathiard

Veronique Chauveau

Olivier de Boutiny
BBG Associés

N. Fleury
Ashurst

Jean-Charles Froment
Université Pierre Mendès
France de Grenoble

J. Martin

Nicolas Mathieu
Skadden, Arps, Slate,
Meagher & Flom LLP

Patrick Murray
Winston & Strawn LLP

Dominique Tricaud
Tricaud Traynard Devonec
Stephane Le Guen

Eric Wallenbrock
Bird & Bird

Anonymous Contributors

Germany

Hubertus Becker
Rechtsanwälte Becker
Sennhenn Schuster

Oliver Bolthausen
BridgehouseLaw

Central Institute of Mental
Health (CIMH)

Gregor Dornbusch

Thomas Feltes
University of Bochum

Ulrich Keil

Alexander Putz
Putz und Partner

Michael K. Riefer

Henning Rosenau
University of Augsburg

Stephan Sander
Kanzlei Sander

Daniel Schulz
Carroll, Burdick & McDonough
International LLP

Rainer Seitz

Alexander Baron von Engelhardt

Anonymous Contributors

Ghana

Azanne Kofi Akainyah
A & A Law Consult

Emma Amakye
A & A Law Consult

John E. Amakye
A & A Law Consult

Nene Amegatcher
Sam Okudzeto & Associates

Julie Asante
Integritas

Rachel Baddoo
Laryea, Laryea & Co.

Paa Kwesi Hagan
Fugar & Company

Nii Nortey Hanson-Nortey
National TB Control Programme
of Ghana Health Service

Olusola Ogundimu
Integrated Legal Consultants

Sam Okudzeto
Sam Okudzeto & Associates

Sam Poku
Business Council for
Africa (BCA)

Michael Quarshie

Jacob Saah

Mohammed Shahadu
Gyandoh Asmah & Co.

Anonymous Contributors

Guatemala

Rodolfo Alegria T.
Carrillo y Asociados

Ruby Asturias
Aczalaw

Jorge Rolando Barrios
Bonilla, Montano,
Toriello & Barrios

Alvaro Cordon
Cordon, Ovalle & Asociados

Mario Roberto Guadron Rouanet

Estuardo Mata
Quiñones, Ibarguen,
Luján & Mata, S.C.

Enrique Moller
Moller Attorneys at Law

Gabriel Muadi
Muadi & Murga

Oscar Pineda
Moller Attorneys at Law

Juan Jose Porras
Palomo & Porras

Jose E. Quinones
Quiñones, Ibarguen,
Luján & Mata, S.C.

Eduardo Rosenberg
Marroquin, Rosenberg
& Associates

Luis Enrique Solares Larrave
Asensio, Barrios Andrade
& Asociados

Carmen Ximena
Arias & Munoz

Anonymous Contributors

Hong Kong SAR, China

Edward Alder
Prince's Chambers

Farzana Aslam
University of Hong Kong

Boughton Peterson
Yang Anderson

Eric TM Cheung
Faculty of Law, University
of Hong Kong

Surya Deva
Faculty of Law, City
University of Hong Kong

Rick Glofcheski
Faculty of Law, University
of Hong Kong

John Kong Shan Ho
Faculty of Law, City
University of Hong Kong

Christopher Hooley
Oldham, Li & Nie

A.K.C. Koo
Faculty of Law, University
of Hong Kong

Charles C L Kwong
School of Arts and Social
Sciences, The Open
University of Hong Kong

Anonymous Contributors

India

Jhelum Chowdhury

Vyapak Desai
Nishith Desai Associates

E.N. Thambi Durai
Durai Group Companies

Pankaj Jain

Rajas Kasbekar
Little & Co., Advocates
and Solicitors

Anuj Kaul
Legasis Services Private Limited

Suresh Kumar
Institute of Palliative Medicine

Rajiv K. Luthra
Luthra & Luthra Law Offices

Vipender Mann
KNM & Partners

Saurabh Misra
Saurabh Misra & Associates

Shantanu Mohan Puri
Shantanu Mohan & Associates

A. Nagarathna
National Law School
of India University

Anil Paleri
Institute of Palliative Medicine

Amit Prakash

Priyesh Poovanna
Hewlett-Packard

Hemal P. Shroff
Tata Institute of Social Sciences

Prakash Singh

S.R. Subramanian
Indian Institute of Technology

Rajinder Vishwanath
Hewlett-Packard

Anonymous Contributors

Indonesia

Hamud M. Balfas
Ali Budiardjo Nugroho
Reksodiputro

Rahayu Ningsih Hoed

Winita E. Kusnandar
Kusnandar & Co.

M. Sartono
Hanafiah Ponggawa & Partners

Hadi Pratomo
University of Indonesia,
Faculty of Public Health

Mardjono Reksodiputro
University of Indonesia

Andrew I. Sriro
Dyah Ersita & Partners

Anonymous Contributors

Iran

Ardeshir Atai
Atai & Associates Law Offices

Parviz Azadfallah
Tarbiat Modares University

A.K. Zamani Moghaddam

Yahya Rayegani
Farjam Law Office

Anonymous Contributors

Italy

G. Ajani
University of Torino

Mariano Cingolani
Università of Macerata

Astolfo Di Amato

Antonella Antonucci
Università di Bari

Francesco Bico
De Luca Law Firm

R. Caranta
Turin University

Roberto Cecon
Cecon & Associati

Vittorio Cerulli Irelli

Diana Urania Galetta
Università degli Studi di Milano

Gianfranco Di Garbo
Baker & McKenzie

Paolo Greco
University of Salerno

Enrico M. Mancuso
Baker & McKenzie

Luigi Mori
Biolato Longo Ridola & Mori

Giovanni Nardulli
Legance Studio Legale Associato

Fulvio Maria Palombino
University of Naples,
Faculty of Law

Emanuele Panattoni
Labruna Mazziotti Segni

Giovanni Pasqua
International Institute of Higher
Studies in Criminal Sciences

Roberto Rosapepe
University of Salerno

Piero Venturini

Alberto Zucconi
Istituto dell'Approccio Centrato
Sulla Persona (IACP)

Anonymous Contributors

Jamaica

Natalie Corthesy
Faculty of Law, University
of the West Indies, Mona

Annette Crawford Sykes
University Hospital of the
West Indies, Mona

J. Peter Figueroa
University of the West
Indies, Mona

Rachael Irving
University of the West
Indies, Mona

Derrick McKoy
University of the West
Indies, Mona

Stacey Mitchell
Frater, Ennis & Gordon

David C. Smith
Institute for Sustainable
Development, University
of the West Indies

Anonymous Contributors

Japan

Yasuhiro Fujii
Baker & McKenzie

Yuji Fujita
Fuji Law Office

Toshiaki Higashi
Denso Kitakyushu Co.

Shigetoshi Hirano
Oh-Ebashi LPC & Partners

Shigeji Ishiguro
Oguri & Ishiguro Law Office

Nobuo Koinuma
Tohoku University Graduate
School of Medicine

Yumiko Mochizuki
National Cancer Center
Research Institute

Takashi Maruta
Kwansei Gakuin Law School

Masanobu Nakamura
International Education
Information Centre

Yasutaka Ogawa

Anonymous Contributors

Jordan

D. Abatah
Jordan University

Tarik H. Arida
Arida Law Firm

Eman Al-Dabbas
International Business
Legal Associates

Yousef S. Khalilieh
Rajai K. W. Dajani &
Associates Law Office

Nisreen Mahasneh
Yarmouk University

Abedalelah Al-Nawaiseh
Faculty of Law, Mu'tah University

Mahmoud Ali Quteishat

Dima Yousef

Azzam Zalloum
Zalloum & Laswi Law Firm

Anonymous Contributors

Kazakhstan

Valery Chechulin
Michael Wilson & Partners, Ltd.

Zhenis Kembayev
Kazakhstan Institute of
Management, Economics
and Strategic Research
(KIMEP) University

Roman Nurpeissov
Faculty of Law, Kazakhstan
Institute of Management,
Economics and Strategic
Research (KIMEP)
School of Law

Yerjanov Timur
Al-Farabi Kazakh
National University

Alida N. Tuyebekova
Michael Wilson & Partners, Ltd.

Anonymous Contributors

Kenya

James Geseke M.
Mang'ere J. & Co. Advocates

Anthony Gross
A.F. Gross & Company
Advocates

Jackie Kamau
Laibuta, Kamau & Co. Advocates

Simon Kariuki
Kenya Medical Research Institute

Kamau Karori
Iseme, Kamau &
Maema Advocates

Kioko Kiilu
Kenya Red Cross

Stanley Kamau Maina
Ahad Kenya Trust

Eric Kibet Morusoi
Advocate of the High
Court of Kenya

Salima Mohammed
Kenya Red Cross Society

Remigeo P. Mugambi
Muthoga, Gaturu &
Co., Advocates

Dennis Mung'atta
Gichimu Mung'atta
& Co. Advocates

Martin Munyu
Iseme, Kamau &
Maema Advocates

Kiingati Ndirangu
Kairu Mbutia &
Kiingati Advocates

Anthony Njogu
Daly & Figgis

Angela Achieng Ochumba
Iseme, Kamau &
Maema Advocates

Stephen Okeyo

Leonard S. Opundo
Opundo & Associates Advocates

Peter Ouma
Kenya Institute of
Medical Research

Yvonne Wangui Machira
Tafiti Research Group Ltd.

Anonymous Contributors

Kyrgyzstan

Nodira Akbaralieva

Nurlan Alymbaev

Nurlan Bakirov

Ms. Elvira
Grata Law Firm

Azamat Kerimbaev
American Bar Association
Rule of Law Initiative

Khakimov Ruslan
Soros Foundation Kyrgyzstan

Nazik Satkeyeva
Kalikova & Associates

Kanat Seidaliev
Grata Law Firm

Saodat Shakirova
Kalikova & Associates

Ulan Tilenbaev
Kalikova & Associates

Anonymous Contributors

Lebanon

Adib Bou Habib
Lebanese Trade Unions
Training Center – LTUTC

Sleiman Dagher
Badri and Salim El
Meouchi Law Firm

Antoine Ghafari
Ghafari & Associates

Khatoun Haidar

Amjad Kanaan
University of Balamand,
Faculty of Medicine

Maya Khairallah
Lebanese American University

Georges Labaki
Notre Dame University

Souraya Machnouk
Abou Jaoude &
Associates Law Firm

Riad Madani
Manar University of
Tripoli (MUT)

Raymond Medlej
Medlej Law Firm

Adel Mourad
Manar University of
Tripoli (MUT)

Mohamad Ramadan
Elaref Law Office

Hafez Zakhour

Anonymous Contributors

Liberia

Pearl Brown Bull
Bull Law Firm

F. Augustus Caesar Jr.
Caesar Architects Inc.

John Hummel
Oregon Consensus Institute
at Portland State University

Mohamedu F. Jones

Meredith Safer

Anonymous Contributors

Malaysia

Azmi Mohd Ali
Azmi & Associates

Ashgar Ali Ali Mohamed
International Islamic University

Naemah Amin
International Islamic University

S.B. Cheah
S.B. Cheah & Associates

Nik AK Mahmud

Zoharah Omar
Universiti Putra Malaysia

Vijayan Venugopal
Shearn Delamore & Co.

Anonymous Contributors

Mexico

Isis Anaya

Teresa Carmona

Iker Arriola
White & Case LLP

Alberto Balderas
Jáuregui, Navarrete y Nader, S.C.

Iñigo Cantu Reus
Cantu Reus Abogados

Teresa Cantu Reus
Cantu Reus Abogados

Eugenio J. Cárdenas
Stanford Law School

Hans Goebel
Jauregui, Navarrete y Nader

Alfredo Kupfer
Baker & McKenzie

Oliva Lopez Arellano

Sergio López Moreno
Universidad Autonoma
Metropolitana
Guillermina Natera

Guillermo Picarchic
PMC Group

Julio Hernandez Pliego
Bufete Hernandez Pliego

Carlos Riquelme
Carrancá, Araujo,
Acosta y Riquelme

Cristina Sanchez-Urtiz
Miranda & Estavillo S.C.

Monica A. Schiaffino Perez
Basham, Ringe y Correa, S.C.

Jorge Luis Silva-Mendez
Instituto Tecnológico
Autónomo de México

Pietro Straulino
Sanchez DeVanny Esseverri

Juan Francisco Torres Landa
Barrera, Siqueiros y
Torres Landa, S.C.

Anonymous Contributors

Morocco

Samir Bensaid

Richard D. Cantin
Juriststructures LLP

Kettani Mehdi
Kettani & Associates

Tarik Mossadek
University of Settat,
Faculty of Law

Anis Mouafik
Mouafik Law Firm

Nesrine Roudane
NERO Boutique Law Firm

Marc Veillot
CMS Bureau Francis
Lefebvre Maroc

Anonymous Contributors

Netherlands

Marieke Andringa
Heussen Attorneys and
Civil-law Notaries

Duco de Boer
Stibbe

R.J. Boswijk

Hans J. Hoegen Dijkhof
Hoegen Dijkhof Attorneys
& Tax Counsellors

S.F.H. Jellinghaus
University of Tilburg

M.M. Koevoets

C. Kortmann
University of Nijmegen

Daan de Lange
Brinkhof

Jolanda A.C. Meeuwissen
Trimbos Institute

Carla Schoonderbeek
NautaDutilh

Martijn Snoep
De Brauw Blackstone Westbroek

Jacqueline van den Bosch
Houthoff Buruma

Arnold Versteeg
Brinkhof

J. Walburg
Trimbos Institute

Anonymous Contributors

New Zealand

Denise Arnold
Lyon O'Neale Arnold

Sylvia Bell
Human Rights Commission

Marie Bismark
Buddle Findlay

Peter Boshier
Family Court of New Zealand

Simon Bridges
New Zealand Parliament

David Bromell
Institute of Policy Studies,
School of Government, Victoria
University of Wellington

Andrew Butler

Glenn Cooper
Wynn Williams and Co.

Alberto Costi
Faculty of Law, Victoria
University of Wellington

Miriam R. Cazm QC

Kate Diesfeld
University of Waikato

Christine Egan
A J Park

Austin Forbes QC
A. J. Forbes QC

Andrew Geddis
Faculty of Law,
University of Otago

Claudia Geiringer
Victoria University of Wellington
School of Law, New Zealand
Centre for Public Law

Paul Gooby

Geoff Hall
Faculty of Law,
University of Otago

Michael Heron
Russell McVeagh

Robert Hesketh
Office of Human
Rights Proceedings

Bill Hodge

Justin Hygate
New Zealand Companies Office

Helen Kelly
New Zealand Council
of Trade Unions

Blair Kiddle
Lyon O'Neale Arnold

Alan Knowsley
Rainey Collins

Andrew Little
Engineering, Printing &
Manufacturing Union

Fiona Glen McLean
Hewlett-Packard

Brenda Midson
University of Waikato

Stephen Mills QC
Shortland Chambers

Ron Paterson
Faculty of Law, University
of Auckland

Nicola Peart
University of Otago

Kate Redgewell
Bell Gully

Kevin Riordan
New Zealand Defence Force

Campbell Roberts
The Salvation Army

Paul Roth
Faculty of Law,
University of Otago

Mary-Rose Russell
Auckland University
of Technology

Feona Sayles
Massey University

Cheryl Simes
Kiwilaw Advocates Ltd

Peter Spiller
District Court

Paul Sumpter

D. Underwood

Alan Webb

D.V. Williams
University of Auckland
Law Faculty

Scott Wilson
Duncan Cotterill

Anonymous Contributors

Nigeria

Joseph Abugu
Abugu & Co., Solicitors

Adedeji Adekunle
Nigerian Institute of
Advanced Legal Studies

Onjefu Adoga
Brooke Chambers

Olisa Agbakoba
Olisa Agbakoba & Associates

Chioma Kanu Agomo
University of Lagos

Ademola Ajuwon
University of Ibadan

Taiwi Esther Akintade
Yusuf Ali & Co.

Yusuf Ali
Yusuf Ali & Co.

Yomi Alliyu
Chief Yomi Alliyu & Co.

Seyi Akinwunmi
Akinwunmi & Busari,
Legal Practitioners

Bamidele Aturu
Bamidele Aturu & Co.

Titilola Ayotunde-
Rotifa
Valuespeak Solicitors

Abdulhamid Abdullahi Bagara
Community Health and
Research Initiative

Ade Dejiadekunle
Nigerian Institute of
Advanced Legal Study

Idowu Durosini-Etti
Adepetun Caxton-Martins
Agbor & Segun

Efena Efezie
National Hospital

Nnenna Ejekam
Nnenna Ejekam Associates

Mary Ekemezie
Udo Udoma & Belo-Osagie

Olumide Ekisola
Adejumo Ekisola and Ezeani

Godwin Etim
Aelex Legal Practitioners
& Arbitrators

Olubunmi Fayokun
Aluko & Oyebo

Peter K. Fogam
University of Lagos

Vitalis Chukwumalu Ihedigbo
Punuka Attorneys & Solicitors

Clara Mbachu
Kenna Partners

Godwin Obla
Obla & Co.

Oladipo Odujinrin
Odujinrin & Adefulu

Gbenga Odusola
Gbenga Odusola & Co.

Seyi Ogunro
Banwo & Ighodalo

Patrick Okonjo
Okonjo, Odiawa & Ebie

Funmilola Morinoye
Olaolorun

Ayotunde Ologe
SYNERGY Legal Practitioners
and Property Consultants

Akin Osinbajo
Abdulai, Taiwo & Co.

Bolaji Owasanoye
Nigerian Institute of
Advanced Legal Studies

Festus O. Ukwueze
Faculty of Law,
University of Nigeria

Ben Unaegbunam
Adepetun, Caxton-Martins
Agbor & Segun

Adamu M. Usman
F.O. Akinrele & Co.

Anonymous Contributors

Norway

Ivar Alvik
University of Oslo

Elizabeth Baumann
Stavanger Tingrett

Karl Harald Sovig
University of Bergen

Geir Steinberg
Advokatfirmaet Haavind AS

Stella Tuft
Microsoft

Tor Vale
Law Firm Hartsang DA

Jane Wesenberg
Kluge Advokatfirma DA

Anonymous Contributors

Pakistan

Syed Muhammad
Farhad Tirmazi
Tarar & Associates

Umer Farooq
Ayub Medical College

Parvez Hassan
Hassan & Hassan Advocates

Muzaffar Islam
Legis Inn Attorneys &
Corporate Consultants

Asma Jahangir
Supreme Court Bar
Association of Pakistan

Shahida Jamil
Jamil & Jamil, Barristers-at-Law

Mansoor Hassan Khan
Khan & Associates

Faiza Muzaffar
Legis Inn Attorneys &
Corporate Consultants

Sania Nishtar
Heartfile

Amna Piracha
Khan & Piracha

Adnan Aslam Qureshi
Qureshi Law Associates

Junaid Abdul Razzak

Taffazul H. Rizvi
Rizvi & Rizvi

Salman Safdar
Chamber of Barrister
Salman Safdar

Fatima Sajjad

Anonymous Contributors

Peru

Eduardo Benavides
Berninzon, Benavides,
Vargas & Fernandez

Jorge Dávila Carbajal
Estudio Olaechea

Dino Carlos Caro Coria
Caro & Associates

Juan Carlos Durand Grahammer
Durand Abogados

Evan E. Morgan
Evan Morgan &
Asociados - Abogados

Rubén Núñez Hijar
Estudio Núñez Abogados

Marco Alarcon Piana
Estudio Echeconpar

César Puntriano
Muniz, Ramirez, Perez-Taiman
& Olaya Attorneys at Law

Marcos Ricardo Revatta Salas
UNICA FMH "DAC"

Gustavo Víctor de
los Ríos Woolls
Rey & de los Ríos

Emil Ruppert
Rubio Leguía Normand

Alberto Varillas
García Sayán Abogados

Jose Luis Velarde Lazarte
Estudio Olaechea

Manuel Villa-García
Estudio Olaechea

Anonymous Contributors

Philippines

Augusto Jose Y. Arreza
Arreza & Associates

Ciriaco Calalang
Calalang Law Office

Jose Cochingyan, III
Cochingyan & Peralta
Law Offices

Afdal Kunting

Miguel B. Liceralde Sr.

Rodolfo Noel Lozada Jr.

Jesuito Morillos
Follosco Morillos & Herce

Alan C. Ortiz
Follosco Morillos & Herce

Alfredo Z. Pio de Roda III
Quasha Ancheta Pena & Nolasco

Rhea Quimson
Hewlett-Packard

Teodoro Regala
Angara Abello Concepcion
Regala & Cruz Law Offices

Jonathan Sale

Roy Enrico C. Santos
Puyat Jacinto & Santos

John Silva
National Museum

Reginald Tongol

Cesar L. Villanueva
Ateneo de Manila Law School

Anonymous Contributors

Poland

Andrzej Brodziaek
Medical University of Silesia

C. David DeBenedetti
DeBenedetti Majewski
Szcześniak Kancelaria
Prawnicza Sp.K.

Agnieszka Dziągiewska-Jończyk
Hewlett-Packard

Joanna Kobza
Public Health Department,
Silesian Medical University

Agnieszka Lisiecka
Wardynski & Partners

Piotr Majer
Łaszczuk and Partners

Konrad Marchiniuk
Miller Canfield

Krzysztof Rastawicki
Rastawicki Sawicki sp.k.

Anonymous Contributors

Romania

Lucian Bondoc
White & Case LLP

Aura Câmpeanu
Petosevic

Cristian Bogaru
Hammond, Bogaru & Associates

Radu Chirita
Babes-Bolyai University
of Cluj-Napoca

Miloiu Ciprian
Miloiu Ciprian Private Practice

Cosmin Flavius Costas
Babes-Bolyai University
of Cluj-Napoca

Radu Diaconu

Ioana Gelepu
Tuca Zbarcea & Asociatii

Anca Ioachimescu
Rubin Meter Doru &
Trandafir SCA

Diana Maria Ionescu
Babes-Bolyai University
of Cluj-Napoca

Balan Marius
Alexandru Ioan Cuza University

Vlad Neacsu
Popovici Nitu & Partners

Gavrila Simona Petrina
University of Galati

Cristian Radu
Tuca Zbarcea & Asociatii

Radu Rizoiu
STOICA & Asociatii

Danut Singurel
Hewlett-Packard

Claudiu Tampau
White & Case LLP

Bogdan Trandafirescu
University Ovidius
Constanta, Faculty of Law

Voicu & Filipescu

Anonymous Contributors

Russia

Svetlana Anokhina
Andreas Neocleous and Co.

Anton Bankovsky
Hogan Lovells

Roman Golovatsky
DLA Piper

Igor Gorokhov
Capital Legal Services

Irina Krasnova
Russian Academy of Justice

Eduard Margulyan
Margulyan & Rakhmilovich

Natalya Morozova

Evgeny Reyzman
Baker & McKenzie

Aleksander Konstantinovich
Romanov
Moscow School of Social
and Economic Sciences

Rainer Wedde
Beiten Burkhardt

Andrey Zelenin
Lidings Law Firm

Anonymous Contributors

Senegal

Aboubacar Fall
Fall & Associates Law Offices

Mouhamed Kebe
Geni & Kebe SCP d'Avocats

Ndeye Khoudia Tounkara
Etude Me Mayacine
Tounkara et Associés

El Hadj Omar Youm
Mame Adama Gueye & Associes

Anonymous Contributors

Singapore

Peh Yean Cheah

Boon Teck Chia
Chia Wong LLP

Koon-Hou Mak
Mak Heart Clinic

Foo Cheow Ming
KhattarWong

S. Suressh
Harry Elias Partnership LLP

Josephus Tan
Patrick Tan LLC

Anonymous Contributors

South Africa

Jonathan Berger
Section 27

G. Budlender
Cape Bar

N.A. Cameron
Stellenbosch University

Etta Chang
Eversheds

Arthur Chaskalson

Hugh Corder

Rosalind Davey
Bowman Gilfillan

Chantelle Feldhaus
North-West University

Susan Goldstein

Thembeke Gwagwa
Democratic Nursing
Organization of South Africa

N. de Havilland
The Centre for
Constitutional Rights

A. Leonard
University of South Africa

Vuyokazi Matshaya
African Medical &
Research Foundation

Gabriel Meyer
Africa Legal

Budeli Mpofu
University of South Africa

Gloria Mtshali Ntombifkile
University of KwaZulu-Natal

Daphney Nozizwe
Conco
Democratic Nursing
Organization of South Africa

Dejo Owolu
North-West University, Mafikeng

Jimmie Earl Perry
Stellenbosch University

Rajen Ranchhoojee
Dewey & LeBoeuf

Altair Richards
Edward Nathan Sonnenbergs

P.J.W. Schutte
North-West University

Susan Scott
University of South Africa

Milton Seligson
Western Cape Bar

P.N. Stoop
Department of Mercantile Law,
University of South Africa

Marinda Surridge
Hewlett-Packard

G. Themboka
Democratic Nursing
Organization of South Africa

Pieter du Toit
North-West University

Gusha Xolani Ngantweni
University of South Africa

Anonymous Contributors

South Korea

An Gang Hyeon
Yonsei University

Bae Hyuna
Ewha Womans University

Hewlett-Packard

Jeongoh Kim
Yonsei University

Yoo Hwan Kim
Ewha Womans University

Haksoo Ko
Seoul National University
School of Law

Hwang Lee
Korea University School of Law

Hye Jeong Lee

Ki-su Lee

Dae Jin Sah
Hewlett-Packard

Anonymous Contributors

Spain

Juan Francisco Aguiar Rodriguez
Servicio Canario de Salud
Gobierno de Canarias

Roman Gil Alburquerque
Sagardoy Abogados

Antonio Álvarez del Cuvillo
Universidad de Cadiz

Carlos Alvarez-Dardet
Universidad de Alicante

Mar Carrasco Andrino
Universidad de Alicante

Xavier Castells Oliveres
Institut Municipal
D'Investigacia Medica

Francisco Javier Dávila González
Universidad de Cantabria

Hector Diaz
Diaz-Bastien & Truan Abogados

Antonio Doval-Pais
Universidad de Alicante

Jose Fernández-Rañada
Garrigues LLP

Antonio Fernández
Garrigues LLP

Martin Godino

Jacobo Dopico Gómez-Aller
Universidad Carlos III de Madrid

Gustavo de las Heras
Universidad de Castilla-
La Mancha

Hector Jausas
JAUSAS

Juan A. Lascurain Sanchez
Universidad Autonoma
de Madrid

Ramon Mullerat

Juan Oliva
Asociación de Economía
de la Salud

José María Ordóñez Iriarte
Sociedad Española de Sanidad
Ambiental (SESA) Espana

Josep Lluís de Peray
Departament de Salut

Antonio Pedrajas Quiles
Abdon Pedrajas & Molero

Luis Gaité Pindado
Hospital Universitario
Marqués de Valdecilla

Santiago Fernández Redondo
Hospital La Princesa

Gregorio Tudela
Universidad Autónoma
de Madrid

Ester Villalonga Olives
Institut Municipal
D'Investigació Mèdica

Anonymous Contributors

Sweden

Jack Agren
Stockholm University

Gabriel Albemark
Hamilton Law Firm

Carl-Olof Bouveng
Advokatfirman Lindahl

Laura Carlson
Stockholm University

Daniel Drott

Boel Flodgren
Lund University

Fredrik Gustafsson
Advokatfirma Dla Nordic Kb

Mats Hellström
Hellström Law Firm

Catherine Lions

Olov Marsater
Faculty of Law, Uppsala
University

Christoffer Monell
Mannheimer Swartling
Advokatbyrå

Karol Nowak
Raoul Wallenberg Institute
of Human Rights and
Humanitarian Law

Carl Odelberg
Hamilton Law Firm

Karl-Arne Olsson
Gärde Wesslau Advokatbyrå

Claes Sandgren
Stockholm University

Lars Sandman
University of Borås

Johan Sangborn
Swedish Bar Association

Sanna Wolk
Stockholm University

Anonymous Contributors

Thailand

Palawi Bunnag
International Legal Counsellors

Paul Connelly
International Legal Counsellors

Alastair Henderson
Herbert Smith LLP

Ugrid Milintangkul

Alan Polivnick
Watson Farley & Williams

Chanvit Tharathep
Ministry of Public Health

Nettaya Warncke

Chulapong Yukate
Baker & McKenzie LLP

Anonymous Contributors

Turkey

Pinar Ay

Ufuk Aydin
Anadolu University

Bahir Bozcali
Bozcali Law Offices

Gokce Celen
Celen Law Office

Murat Volkan Dülger
Dülger Law Firm

Bertil Emrah Oder
School of Law, Koc University

Gökben Erdem Dirican
Pekin & Pekin

Ece Goztepe
Bilkent University

Naci Gündoğan
Anadolu University

Osman Hayran
Yeditepe University

Altan Liman
Aydas Liman Kurman
Attorneys at Law

Orhan Yavuz Mavioglu
Alkan Deniz Mavioglu Law Firm

Pekin & Bayar Law Firm

Zerrin Sungur
Anadolu University

Filiz Tepecik
Anadolu University

Cagatay Yilmaz
Yilmaz Law Office

Serap Zuvın
Serap Zuvın Law Offices

Anonymous Contributors

Uganda

P. Alunga
Barugahare & Co. Advocates

A. Bahemuka
Kahuma, Khalayi &
Aheeru Advocates

Patrick G. Barugahare
Barugahare & Co. Advocates

Daniel Kalinaki
Monitor Publications Ltd.

Brian Kalule
Nsubuga & Co. Advocates

Phillip Karugaba
MMAKS Advocates

George Kasekende
Kasekende, Kyeyune &
Lutaaya Advocates

Lillian Keene-Mugerwa
Platform for Labour Action

Alexander Kibandama
Synergy Solicitors and Advocates

Anita Muhanguzi
Centre for Batwa Minorities

Hasfa Namulindwa
Katende, Ssempebwa
and Co. Advocates

Emilio Ovuga
Gulu University

E. Rukidi
Kasirye Byaruhanga Advocates
& Legal Consultants

John Bosco Rwakimari
Uganda IRS Project

Roscoe Sozi
Kimuli & Sozi Advocates

Fredrick Ssempebwa
Katende, Ssempebwa
and Co. Advocates

Kiwanuka M. Ssenoga
National Forestry Authority

Mpiima Jamir Ssenoga
Kiwanuka, Lubega, Mpiima
& Co. Advocates

Uganda Christian University

Noah S. Wasige
MMAKS Advocates

Anonymous Contributors

Ukraine

Misiats Andrij
Misiats & Partners

Alexander Bodnaruk
Yuriy Fedkovych Chernivtsi
National University

Zoryana Chernenko
Kiyv-Mohyla Academy

Borys Danevych
Paritet Law Firm

Lyubomyr Drozdovskyy
D & U Partners

Nazar Fedorchuk

Vitali Gatseliuk

Vitaliy Gordeev
Morgulyan K.G. Law Bureau

Nick Karchevsky
Lugans State University
of Internal Affairs

Andriy Kirmach
Chadbourne & Parke LLP

Taras Kyslyy

Olexander Martinenko
CMS Cameron McKenna LLC

Yaroslav Ognevych
Doubinsky & Osharova

Yaroslav Petrov
Asters

Alina Plyushch
Integrites

Olga Prokopovych
Chadbourne & Parke LLP

Alexander Subbotin

Oksana I. Voynarovska
Vasil Kisil & Partners Law Firm

Andriy Zubach
Andriy Zubach Partners

Anonymous Contributors

United Arab Emirates

Ibrahim Elsadig
SNR Denton

Fahmy El-Hallag

M. Mushash
United Arab Emirates University

Kavitha S. Panicker
Panicker & Partners

Abdul Karim Pharaon

Marcus Wallman
Al Tamimi & Company

Mohammed Zaheeruddin

Anonymous Contributors

United Kingdom

Richard Ashcroft
Queen Mary, University
of London

Mark Bell
University of Leicester

Penny Brearey-Horne
University of Essex

Mark Butler
Lancaster University

David Cabrelli
School of Law, University
of Edinburgh

Francesco P. Cappuccio
Warwick Medical School

Janice Denoncourt
Nottingham Law School

Nigel Duncan
The City Law School

Sarah Elliston
University of Glasgow

Georgina Firth
Lancaster University

Sara Fovargue
Lancaster University

Gabriel Gari
Centre for Commercial
Law Studies, Queen Mary,
University of London

Bill Hebenton
Manchester University

Simon Honeyball
University of Exeter

Rachel Jenkins
King's College London,
Institute of Psychiatry

Pamela Keys
Anderson Strathern LLP

Judy Laing
Bristol University

Stavroula Leka
University of Nottingham

Mark Lubbock
Ashurst

Peter McTigue
Nottingham Law School

J.S. Nguyen-Van-Tam
University of Nottingham

Tonia Novitz

Hannah Quirk
Manchester University

Kiron Reid
University of Liverpool

Katja Samuel
Nottingham University

Cassam Tengnah
Swansea University

Tony Ward
University of Hull

Anonymous Contributors

United States

Laura Abel
Brennan Center for Justice
at NYU School of Law

Jeffrey Aresty
Internet Bar Organization

Collen Beebe Purisaca
Peace and Hope International

Sharon Camp
Guttmacher Institute

Charles Clark
Indiana University
School of Medicine

James Cleary
University of Wisconsin Madison

Sherman L. Cohn
Georgetown University
Law Center

Robert Collins
University of Pennsylvania

Elizabeth Defeis

Patrick Del Duca
Zuber & Taillieu LLP

Steven Eckhaus
Katten Muchin Rosenman LLP

Peter Edelman
Georgetown University
Law Center

Howard N. Fenton
Democratic Governance and
Rule of Law LLM Program,
Ohio Northern University

Kepler B. Funk
Funk, Szachacz & Diamond LLC

Debra Gardner
Public Justice Center

Stanton Glantz
University of California
San Francisco

Kenneth W. Goodman
University of Miami

Thomas Gottschalk

Gutierrez & Associates

Jonathan Hiatt
AFL-CIO

Debra Houry
Emory University

Alan Houseman
Center for Law and Social Policy

H. Scott Hurd
Iowa State University

John Jacobi
Seton Hall Law School

H. David Kelly, Jr.
Beins, Axelrod, P.C.

Eleanor D. Kinney
Indiana University School
of Law - Indianapolis

Nancy G. Lischer
Hinshaw & Culbertson LLP

Thomas Y. Mandler
Hinshaw & Culbertson LLP

Michael W. McConnell
Stanford Law School

James Paturas
Yale New Haven Health - Center
for Emergency Preparedness
and Disaster Response

James H. Pietsch
University of Hawaii

Renee Pobjecky
Pobjecky & Pobjecky LLP

John Pollock
Public Justice Center

Vernellia Randall
The University of Dayton
School of Law

John Stone
State University of New
York at Buffalo

David Yamada
Suffolk University Law School

Laura A. Young

Anonymous Contributors

Venezuela

Jose J. Chique

Rafael de Lemos
Raffalli, de Lemos,
Halvorsen, Ortega y Ortiz

Andrés José Linares Benzo
Hoet, Pelaez, Castillo & Duque

Jaime Martinez E.
Rodner, Martinez & Asociados

Sonsiree Meza Leal
DPZ Abogados

Gregory Odreman
Odreman & Asociados

John R. Pate
De Sola Pate & Brown

Anonymous Contributors

Vietnam

Tran Thi Bich Ngoc
Indochine Counsel

Kevin Hawkins
Mayer Brown JSM

Nguyen Huu Phuoc
Phuoc & Partners Law Firm

Milton Lawson
Freshfields Bruckhaus
Deringer LLP

Huong Nguyen
Luat Viet

Linh Nguyen
Vilaf Hong-Duc

Pham Van Phat
Anphat Pham Law Firm

Nguyen Nhan Quang
Centre for Promotion
of Integrated Water
Resources Management

Anonymous Contributors



Part V: Acknowledgements

Acknowledgements

The World Justice Project's Founder, President and CEO, William H. Neukom.

The WJP's Directors and Officers: Sheikha Abdulla Al-Misnad, Emil Constantinescu, Ashraf Ghani, William C. Hubbard, William H. Neukom, Mondli Makhanya, Ellen Gracie Northfleet, James R. Silkenat, Deborah Enix-Ross, Suzanne E. Gilbert, Lawrence B. Bailey, Roderick B. Mathews, and Gerold W. Libby.

WJP Executive Director, Hongxia Liu, and staff: April Baskin, Ted Carroll, Nabiha Chowdhury, Ana Cruz, Dorothy Garcia, Sophie Gebreselassie, Leila Hanafi, Pat Keyes, Xavier Muller, Sean O'Brien, Steve Ross, Joshua Steele, Nancy Ward, Robin Weiss, and Russom Woldezhghi.

Academic advisors: Harris Pastides, University of South Carolina; Andrei Shleifer, Harvard University; Angela Pinzon, Universidad del Rosario; Robert Nelson, American Bar Foundation and Northwestern University; Claudia J. Dumas; Margaret Levi, University of Washington; Jack Knight, Duke University; Beatriz Magaloni, Stanford University; Tom Ginsburg, University of Chicago; Christopher Stone, Harvard University; Gordon Smith, University of South Carolina; Sam Muller, HiiL; Andrea Saltelli, EU-JRC; Michaela Saisana, EU-JRC; Jorge Zapp Glauser; Julio Faundez, Warwick University; Randal Peerenboom, La Trobe University and Oxford University; William T. Loris, Loyola University; Ronald Janse, HiiL and Utrecht University; Jose Caballero, University of the West of England; Lutforahman Saeed, Kabul University; Jorge Luis Silva, ITAM; Audrey Sacks, The World Bank; Maurits Barendrecht, Tilburg University; Martin Gramatikov, Tilburg University; Ghada Moussa, Cairo University; Wassim Harb, Arab Center for the Development of Rule of Law and Integrity (ACRLI); Eduardo Barajas, Universidad del Rosario; Angela Ruiz, Universidad del Rosario; Sherman Cohn, Georgetown University; Jon Gould, American University; Shannon Portillo, George Mason University; Susan Hirsch, George Mason University; Eduardo Cifuentes, Universidad de los Andes; Diego Lopez, Universidad de los Andes; Marcela Castro, Universidad de los Andes; Rene Uruena, Universidad de los Andes; Jorge Gonzalez, Universidad Javeriana; Clare Lockhart, The Institute for State Effectiveness.

William H. Gates, Sr.; Arthur Chaskalson; Hans Corell; Kunio Hamada; Richard Randerson; Hassan Bubacar Jallow; Paul Brest; Larry D. Kramer; Brad Smith; Michael Holston; Anne Kelley; Brackett B. Denniston, III; Bruce Sewell; Russell C. Deyo; Michael S. Greco; Rolf Alter; Iris Litt; Adam Gerstenmier; Laurence Tribe; Christina Biebesheimer; Murtaza Jaffer; Elisa Massimino; Stephen Zack; Laurel Bellows; R. William Ide, III; Liliana Moreno; Karan K. Bhatia; Frank Mantero; Cynthia Powell; Zsuzsanna Lonti; Sarah Alexander; Barbara Cooperman; Nigel H. Roberts; Claudia Rast; Sheila Hollis; Roger Martella; Irma Russell; Howard Kenison; Linn Hammergren; Roy L. Prosterman; Thomas M. Susman; Rob Boone; Michael Maya; Alvaro Herrero; Sandra Elena; Lina Alameddine; David Bruscano; Anna Gardner; Javier Ramirez; Carolina Cabrera; Sujith George; Marie-Therese Julita; John Pollock; Abderrahim Foukara; Ludmila Mendonça Lopes Ribeiro; Javier Castro De León; Hamud M. Balfas; Gustavo Alanis Ortega; Junaid Khalid; Adrian F. Revilla; Jose Cochingyan, III; Humberto Prado Sifontes; Lianne Labossiere; Minoru Furuyama; Rose Murray; Susanna Brown; Peggy Ochanderena; Jack Krumholtz; Ellen Mignoni; Se Hwan Kim; Katrina Moore; Kate Coffey; Justin Nyekan; and Ivan Batishchev.

The American Bar Association; The Hague Institute for the Internationalisation of Law; The Center for Advanced Study in the Behavioral Sciences, Stanford University; Rule of Law Collaborative, University of South Carolina;

The Whitney and Betty MacMillan Center for International and Area Studies, Yale University; The Center on Democracy, Development, and the Rule of Law, Stanford University; The Legal Department of Hewlett-Packard Limited; The Legal Department of Microsoft Corporation; American Bar Association Section of Environment, Energy, and Resources; American Bar Association Section of Health Law; American Bar Association Section of Intellectual Property Law; American Bar Association Section of International Law; Vera Institute of Justice; Altus Global Alliance; APCO Worldwide; and Fleishman-Hillard.

WJP Rule of Law Index 2011 main financial supporters: The Neukom Family Foundation, Bill & Melinda Gates Foundation, and LexisNexis.

WJP Honorary Chairs, Financial Supporters, and Sponsoring Organizations listed in the last section of this report.

The polling companies and research organizations listed on page 119 of this report, and the contributing experts listed in the previous section.

About The World Justice Project

The World Justice Project is a global, multidisciplinary initiative to strengthen the rule of law for the development of communities of opportunity and equity. In addition to the creation of a comprehensive Rule of Law Index, the WJP's work is being carried out through the convening of global and regional meetings of world leaders, the provision of seed grants for rule of law projects, and the origination of new scholarship on rule of law issues. The Project's efforts are dedicated to increasing public awareness about the concept and practice of the rule of law, developing practical programs in support of the rule of law at the community level, and stimulating government reforms that enhance the rule of law.

Founded in 2006 as a presidential initiative of the American Bar Association (ABA) and the support of the leading global organizations and individuals listed below, the World Justice Project became an independent, non-profit organization in 2009.

Goals and Program Areas

Advancing the rule of law around the world is the central goal of the World Justice Project. Establishing the rule of law is fundamental to achieving communities of opportunity and equity—communities that offer sustainable economic development, accountable government, and respect for fundamental rights. Without the rule of law, medicines do not reach health facilities due to corruption; women in rural areas remain unaware of their rights; people are killed in criminal violence; corrupt governments divert public resources needed for public works; and businesses' costs increase because of expropriation risk. The rule of law is the foundation to improving public health, safeguarding fundamental human rights, ensuring security, and fighting poverty.

The WJP's definition of the rule of law is organized

under four universal principles and is derived from established international standards and norms:

- » The government and its officials and agents are accountable under the law;
- » The laws are clear, publicized, stable and fair, and protect fundamental rights, including security of persons and property;
- » The process by which the laws are enacted, administered, and enforced is accessible, fair, and efficient; and
- » Access to justice is provided by competent, independent, and ethical adjudicators, attorneys or representatives and judicial officers who are of sufficient number, have adequate resources, and reflect the makeup of the communities they serve.

This definition has been tested and refined through extensive consultations with experts from around the world.

The WJP works to create new mechanisms for advancing the rule of law through its three complementary and mutually reinforcing program areas: Mainstreaming; the Rule of Law Index; and Scholarship.

- » Mainstreaming programs assemble world leaders through the WJP's global and regional meetings in five continents, as well as outreach meetings in the U.S.
- » The WJP Rule of Law Index® is an innovative assessment tool designed to provide a detailed and comprehensive picture of the extent to which countries adhere to the rule of law in practice.
- » The Scholarship program supports rigorous research examining the contributions of the rule of law to various aspects of political, economic, social, and cultural development and shedding new light on advancing the rule of law.

Honorary Chairs

The World Justice Project has the support of outstanding leaders representing a range of disciplines around the world. The Honorary Chairs of the World Justice Project are:

Madeleine Albright, Giuliano Amato, Robert Badinter, James A. Baker III, Stephen G. Breyer, Sharan Burrow, David Byrne, Jimmy Carter, Maria L. Cattau, Arthur Chaskalson, Hans Corell,

Hilario G. Davide, Jr., Hernando de Soto, William H. Gates, Sr., Ruth Bader Ginsburg, Richard J. Goldstone, Kunio Hamada, Lee H. Hamilton, Mohamed Ibrahim, Tassaduq Hussain Jillani, Anthony M. Kennedy, George J. Mitchell, John Edwin Mroz, Indra Nooyi, Sandra Day O'Connor, Ana Palacio, Colin L. Powell, Roy L. Prosterman, Richard W. Riley, Mary Robinson, Petar Stoyanov, Peter Sutherland, John J. Sweeney, Desmond Tutu, Antonio Vitorino, Paul A. Volcker, Harry Woolf, Andrew Young, Zhelyu Zhelev.

Board of Directors

Sheikha Abdulla Al-Misnad, Emil Constantinescu, Ashraf Ghani, William C. Hubbard, Mondli Makhanya, William H. Neukom, Ellen Gracie Northfleet, James R. Silkenat.

Officers and Staff

William C. Hubbard, *Chairman of the Board*; William H. Neukom, *Founder, President and Chief Executive Officer*; Deborah Enix-Ross, *Vice President*; Suzanne E. Gilbert, *Vice President*; James R. Silkenat, *Vice President*; Lawrence B. Bailey, *Secretary*; Roderick B. Mathews, *Treasurer*; Gerold W. Libby, *General Counsel*.

Staff: Hongxia Liu, *Executive Director*; April Baskin, Juan Carlos Botero, Juan Manuel Botero, Oussama Bouchebti, Ted Carroll, Nabihah Chowdhury, Ana Cruz, Dorothy Garcia, Sophie Gebreselassie, Leila Hanafi, Chelsea Jaetzold, Joel Martinez, Xavier Muller, Sean O'Brien, Alejandro Ponce, Christine Pratt, Kelly Roberts, Steve Ross, Joshua Steele, Nancy Ward, Raymond Webster, Robin Weiss, Russom Woldezhghi.

Financial Supporters

Foundations: Bill & Melinda Gates Foundation, National Endowment for Democracy, Neukom Family Foundation, William and Flora Hewlett Foundation, Oak Foundation, GE Foundation,

Ford Foundation, Carnegie Corporation of New York, Ewing Marion Kauffman Foundation, Allen & Overy Foundation, Gordon and Betty Moore Foundation, Chase Family Philanthropic Fund.

Corporations: Microsoft Corporation; LexisNexis; General Electric Company; Intel Corporation; The Boeing Company; Merck & Co., Inc.; Wal-Mart Stores, Inc.; Hewlett-Packard; McKinsey & Company, Inc.; Johnson & Johnson; Texas Instruments, Inc.; E. I. du Pont de Nemours and Company; Viacom International Inc. Law Firms: K&L Gates; Nelson Mullins Riley & Scarborough LLP; Boies, Schiller & Flexner, LLP; Winston & Strawn LLP; Fulbright & Jaworski LLP; Sullivan & Cromwell LLP; White & Case LLP; Allen & Overy LLP; Hunton & Williams; Welsh, Carson, Anderson & Stowe; Mason, Hayes+Curran; Haynes and Boone, LLP; Garrigues LLP; Troutman Sanders LLP; Drinker Biddle & Reath LLP; Turner Freeman Lawyers; Cochinyan & Peralta Law Offices; SyCip Salazar Hernandez & Gatmaitan. Professional Firms: Major, Lindsey & Africa. Governments: Irish Aid. Professional and Trade Associations: American Bar Association Section of Environment, Energy, and Resources; American Bar Association Section of Health Law; American Bar Association Section of Intellectual Property Law; American Bar Association Section of International Law; U.S. Chamber of Commerce & Related Entities. Individual Donors: H. William Allen, Keith A. Ashmus, Lawrence B. Bailey, Mark S. Ellis, Deborah Enix-Ross, Suzanne E. Gilbert, Norman E. Harned, Thomas Z. Hayward, Jr., Claire Suzanne Holland, William C. Hubbard, R. William Ide, III, Roderick B. Mathews, M. Margaret McKeown, William H. Neukom, Scott F. Partridge, J. Anthony Patterson Jr., Llewelyn G. Pritchard, Erik A. Schilbred, James R. Silkenat, Leslie Miller, Hongxia Liu.

and/or of the World Justice Forum are: World Federation of Public Health Associations, U.S. Chamber of Commerce, Union Internationale des Avocats, Transparency International USA, People to People International, Norwegian Bar Association, Karamah: Muslim Women Lawyers for Human Rights, International Trade Union Confederation, International Organization of Employers, International Institute for Applied Systems Analysis, Inter-Pacific Bar Association, Inter-American Bar Association, International Chamber of Commerce, International Bar Association, Human Rights Watch, Human Rights First, Hague Institute for the Internationalisation of Law, Club of Madrid, Canadian Bar Association, NAFSA: Association of International Educators, American Society of Civil Engineers, American Public Health Association, American Bar Association, The World Council of Religious Leaders, Avocats Sans Frontieres, Arab Center for the Development of the Rule of Law and Integrity, World Federation of Engineering Organisations.

For further details, visit www.worldjusticeproject.org.

Sponsoring Organizations

The World Justice Project is sponsored by organizations that provide global leadership in a variety of disciplines. The list of sponsoring organizations continues to expand, increasing in its ability to represent disciplines and world regions. The current sponsors of the World Justice Project

“Laws of justice which Hammurabi, the wise king, established... That the strong might not injure the weak, in order to protect the widows and orphans..., in order to declare justice in the land, to settle all disputes, and heal all injuries.”

Codex Hammurabi

“I could adjudicate lawsuits as well as anyone. But I would prefer to make lawsuits unnecessary.”

Analects of Confucius

“The Law of Nations, however, is common to the entire human race, for all nations have established for themselves certain regulations exacted by custom and human necessity.”

Corpus Juris Civilis

“Treat the people equally in your court and give them equal attention, so that the noble shall not aspire to your partiality, nor the humble despair of your justice.”

Judicial guidelines from 'Umar bin al-Khattab, the second Khalifa of Islam

“No freeman is to be taken or imprisoned or disseised of his free tenement or of his liberties or free customs, or outlawed or exiled or in any way ruined, nor will we go against such a man or send against him save by lawful judgement of his peers or by the law of the land. To no-one will we sell or deny or delay right or justice.”

Magna Carta

“Good civil laws are the greatest good that men can give and receive. They are the source of morals, the palladium of property, and the guarantee of all public and private peace. If they are not the foundation of government, they are its supports; they moderate power and help ensure respect for it, as though power were justice itself. They affect every individual; they mingle with the primary activities of his life; they follow him everywhere. They are often the sole moral code of a people, and they are always part of its freedom. Finally, good civil laws are the consolation of every citizen for the sacrifices that political law demands of him for the city, protecting, when necessary, his person and his property as though he alone were the whole city.”

Jean-Étienne-Marie Portalis. Discours préliminaire du premier projet de Code civil

“All human beings are born free and equal in dignity and rights... Everyone is entitled to all the rights and freedoms set forth in this Declaration, without distinction of any kind, such as race, colour, sex, language, religion, political or other opinion, national or social origin, property, birth or other status.”

Universal Declaration of Human Rights

“The rule of law is the foundation for communities of opportunity and equity—it is the predicate for the eradication of poverty, violence, corruption, pandemics, and other threats to civil society.”

William H. Neukom, Founder, President and CEO of the World Justice Project

“The Rule of Law Index provides an unparalleled mechanism to help understand how law functions in countries around the world and assess where there are areas for improvement or praise. It is ripe with original, independent, and interesting data – some surprising and some that finally confirms what societies have known intuitively for a long time. In all cases, I am optimistic that the Index will advance necessary debates to improve the policies, procedures, and practices that shape rule of law around the world.”

Bill Gates Sr., Co-Chair, Bill & Melinda Gates Foundation

“As the most comprehensive measurement tool currently available to legal and judicial reformers, the Rule of Law Index highlights the strengths and weaknesses of national systems, thereby enabling comparisons among countries within a region or of similar GDP and, hopefully, will be widely accepted as a means of improving judicial services.”

Ellen Gracie Northfleet, former Chief Justice of Brazil

“When we talk about the rule of law, we mean more than adherence to the laws of the country whatever they may be. There has to be a substantial content to the law itself. If the rule of law is to have any meaning at all, as a constitutional principle, it must have a substantial element of protection of fundamental rights. And that is one of the great values, I believe, of the WJP Rule of Law Index. Where there’s a culture of respect for the rule of law, it is a bulwark against injustice.”

Arthur Chaskalson, former Chief Justice of South Africa

“As an educator, I’m convinced that access and equity in higher education isn’t possible in regions where a cogent Rule of Law is absent; as an epidemiologist, I have been most sensitive to the Index’s development as a statistical tool which will have a wide ranging impact.”

Harris Pastides, President of the University of South Carolina


**The
World
Justice Project**
740 Fifteenth Street, N.W.
Suite 200,
Washington, D.C. 20005
U.S.A.
www.worldjusticeproject.org

ISBN 978-0-615-51219-8